


MAIN GROUP

8

BODY

	Illustration
00 Body	—
01 Side and cross members, cross member	39
05 Front portion	39
09 Side panel, quarter panel	40
13 Rear portion	41
17 Roof	41
19 Warm air outlet, front	42
19 Ventilation, fresh air regulator	A 42
19 Fresh air fan, fresh air control box	B 42
21 Fender, Sill panel, Mud flap	42
23 Hood and hood lock control, front	A 43
27 Rear hood	44
31 Doors	45
37 Door - Door components	45
37 Door window parts	A 46 + B 46
45 Window glasses and weatherstrips	A 47
47 Hinged and drop quarter window parts	A 47
53 Moldings	48
57 Instrument panel cover, Glove compartment lid and catch	49
57 Grille, Ashtray	A 49
57 Rear view mirror, Sun vizard, Grab handle and Assist straps	B 49
57 Safety belt	C 49
60 Mounting parts for first aid kit	C 49
63 Front panel lining and floor covering	50
67 Interior trim	50
71 Convertible top	51
75 Sliding roof	52 + A 52
77 Steel sliding roof	53
77 Steel sliding roof parts	A 53
81 Front seat	
85 Rear seat	
98 Repair kits	
99 Body to chassis securing parts	





Key No.	Part No.	Description	Quantity	Type and model
		BODY		111-118, 151, 152
		(up to Chassis No. 117 999 000 see VW Parts Service Bulletin 8-9)		
	111 800 101 BM	Body, finished, less seats, glazed and without equalizer spring from Chassis No. 118 000 001 up to 111 3200 000	1	111
	111 800 101 BN	Body, finished, less seats, glazed and without equalizer spring from Chassis No. 112 2000 001	1	111
	112 800 101 BM	Body, finished, less seats, glazed and without equalizer spring from Chassis No. 118 000 001 up to 111 3200 000	1	112
	112 800 101 BN	Body, finished, less seats, glazed and without equalizer spring from Chassis No. 112 2000 001	1	112
	113 800 101 AG	Body, finished, less seats, glazed from Chassis No. 112 2000 001	1	113
	113 800 101 BJ	Body, finished, less seats, glazed from Chassis No. 111 2000 001 up to 111 3200 000	1	113
	113 800 101 BM	Body, finished, less seats, glazed and without equalizer spring from Chassis No. 118 000 001 up to 110 3100 000	1	113
		from Chassis No. 112 2000 001 up to 111 3200 000	1	M1: 113
	113 800 101 BP	Body, finished, less seats, glazed and without equalizer spring from Chassis No. 112 2000 001	1	M1: 113
	114 800 101 AG	Body, finished, less seats, glazed from Chassis No. 112 2000 001	1	114
	114 800 101 BJ	Body, finished, less seats, glazed from Chassis No. 112 2000 001 up to 111 3200 000	1	114
	114 800 101 BM	Body, finished, less seats, glazed and without equalizer spring from Chassis No. 118 000 001 up to 110 3100 000	1	114
		from Chassis No. 111 2000 001 up to 111 3200 000	1	M1: 114
		Body, finished, less seats, glazed and without equalizer spring from Chassis No. 112 2000 001	1	M1: 114

MAIN GROUP



BODY

Key No.	Part No.	Description	Quantity	Type and model
-	115 800 101 BM	Body, finished, less seats, glazed and without equalizer spring (steel sliding roof) from Chassis No. 118 000 001 up to 111 3200 000	1	115
-	115 800 101 BN	Body, finished, less seats, glazed and without equalizer spring from Chassis No. 112 2000 001	1	115
-	116 800 101 BM	Body, finished, less seats, glazed and without equalizer spring (steel sliding roof) from Chassis No. 118 000 001 up to 111 3200 000	1	116
-	116 800 101 BN	Body, finished, less seats, glazed and without equalizer spring (steel sliding roof) from Chassis No. 112 2000 001	1	116
-	117 800 101 AG	Body, finished, less seats, glazed (steel sliding roof) from Chassis No. 112 2000 001	1	117
-	117 800 101 BJ	Body, finished, less seats, glazed (steel sliding roof) from Chassis No. 111 2000 001 up to 111 3200 000	1	117
-	117 800 101 BM	Body, finished, less seats, glazed and without equalizer spring (steel sliding roof) from Chassis No. 118 000 001 up to 110 3100 000	1	177
-		from Chassis No. 111 2000 001 up to 111 3200 000	1	M 1: 117
-	117 800 101 BP	Body, finished, less seats, glazed and without equalizer spring (steel sliding roof) from Chassis No. 112 2000 001	1	M 1: 117
-	118 800 101 AG	Body, finished, less seats, glazed (steel sliding roof) from Chassis No. 112 2000 001	1	118
-	118 800 101 BJ	Body, finished, less seats, glazed (steel sliding roof) from Chassis No. 111 2000 001 up to 111 3200 000	1	118
-	118 800 101 BM	Body, finished, less seats and without equalizer spring (steel sliding roof) from Chassis No. 118 000 001 up to 110 3100 000	1	118
-		from Chassis No. 111 2000 001 up to 111 3200 000	1	M 1: 118
-	118 800 101 BP	Body, finished, less seats, glazed and without equalizer spring (steel sliding roof) from Chassis No. 112 2000 001	1	M 1: 118
-	111 800 421 E	Body bare, prime coated, without fenders up to Chassis No. 6 502 399	1	111

Typ 1-5

Illustration —



Key No.	Part No.	Description	Quantity	Type and model
-	111 800 421 K	Body bare, prime coated, without fenders from Chassis No. 115 000 001 up to 117 999 000 from Chassis No. 118 000 001 up to 111 3200 000 (see VW Parts Service Bulletin 8-36)	1 1	113 111
-	111 800 421 L	Body bare, prime coated, without fenders from Chassis No. 112 2000 001	1	111
-	113 800 421 E	Body bare, prime coated, without fenders up to Chassis No. 6 502 399	1	113
-	113 800 421 L	Body bare, prime coated, without fenders from Chassis No. 118 000 001 up to 110 3100 000 from Chassis No. 111 2000 001 up to 111 3200 000 (see VW Parts Service Bulletin 8-36)	1 1	113 M 1: 113
-	113 800 421 N	Body bare, prime coated, without fenders from Chassis No. 112 2000 001	1	M 1: 113
-	113 800 421 AA	Body bare, prime coated, without fenders from Chassis No. 111 2000 001 up to 111 3200 000	1	113
-	113 800 421 AB	Body bare, prime coated, without fenders from Chassis No. 112 2000 001	1	113
-	114 800 421 L	Body bare, prime coated, without fenders from Chassis No. 115 000 001 up to 110 3100 000 from Chassis No. 111 2000 001 up to 111 3200 000 (see VW Parts Service Bulletin 8-36)	1 1	114 M 1: 114
-	114 800 421 N	Body bare, prime coated, without fenders from Chassis No. 112 2000 001	1	M 1: 114
-	114 800 421 AA	Body bare, prime coated, without fenders from Chassis No. 111 2000 001 up to 111 3200 000	1	114
-	114 800 421 AB	Body bare, prime coated, without fenders from Chassis No. 112 2000 001	1	114
-	115 800 421 H	Body bare, prime coated, without fenders (Steel sliding roof) from Chassis No. 118 000 001 up to 118 1016 100	1	115
-	115 800 421 K	Body bare, prime coated, without fenders (Steel sliding roof) from Chassis No. 115 000 001 up to 117 999 000 from Chassis No. 119 000 001 up to 111 3200 000	1 1	117 115

MAIN GROUP



BODY

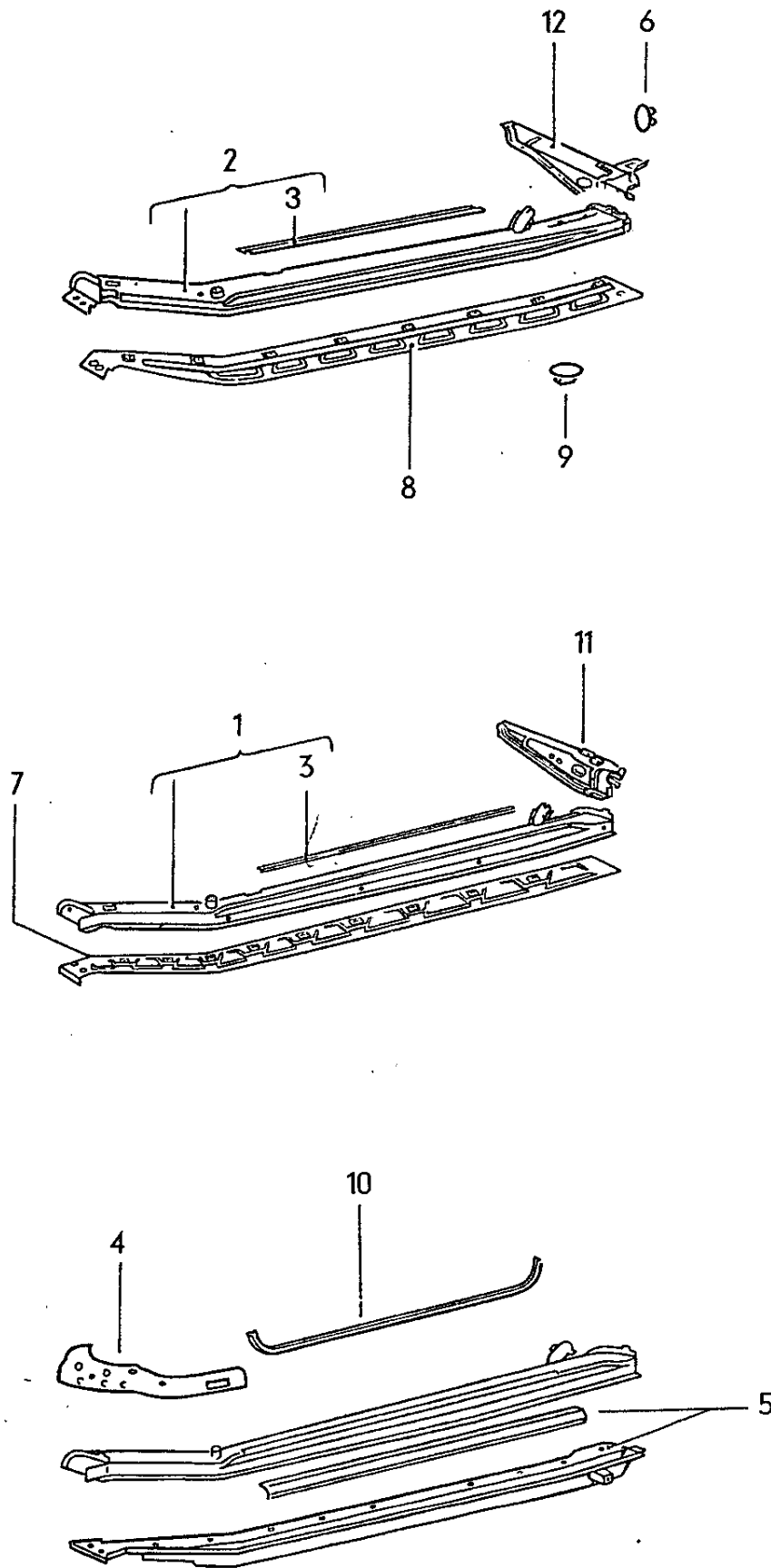
Key No.	Part No.	Description	Quantity	Type and model
-	115 800 421 L	Body bare, prime coated, without fenders (steel sliding roof) from Chassis No. 112 2000 001	1	115
-	117 800 421 F	Body bare, prime coated, without fenders (steel sliding roof) up to Chassis No. 6 502 399	1	117
-	117 800 421 M	Body bare, prime coated, without fenders (steel sliding roof) from Chassis No. 118 000 001 up to 110 3100 000 from Chassis No. 111 2000 001 up to 111 3200 000 (see VW Parts Service Bulletin 8-36)	1 1	117 M 1: 117
-	117 800 421 N	Body bare, prime coated, without fenders (steel sliding roof) from Chassis No. 112 2000 001	1	M 1: 117
-	117 800 421 AB	Body bare, prime coated, without fenders (steel sliding roof) from Chassis No. 111 2000 001	1	117
-	118 800 421 N	Body bare, prime coated, without fenders (steel sliding roof) from Chassis No. 115 000 001 up to 110 3200 000 from Chassis No. 111 2000 001 (see VW Parts Service Bulletin 8-36)	1 1	118 M 1: 118
-	118 800 421 AA	Body bare, prime coated, without fenders (steel sliding roof) from Chassis No. 111 2000 001 up to 111 3200 000	1	118
-	118 800 421 AB	Body bare, prime coated, without fenders (steel sliding roof) from Chassis No. 112 2000 001	1	118
-	151 800 421 E	Body bare, prime coated, without fenders up to Chassis No. 6 502 399	1	151
-	151 800 421 M	Body bare, prime coated, without fenders from Chassis No. 151 2000 001	1	151
-	152 800 421 M	Body bare, prime coated, without fenders from Chassis No. 151 2000 001	1	152
-	111 800 751 DP	Body front portion up to Chassis No. 117 999 000	1	111, 113, 115; 117
-	111 800 751 GJ	Body front portion from Chassis No. 118 000 001	1	111, 115

Typ 1-10

Illustration —



Key No.	Part No.	Description	Quantity	Type and model
-	112 800 751 DP	Body front portion up to chassis No. 117 999 000	1	112, 114, 116, 118
-	113 800 751 FL	Body front portion from Chassis No. 111 2000 001	1	113, 117
-	113 800 751 GF	Body front portion from Chassis No. 118 000 001 up to 110 3100 000 from Chassis No. 111 2000 001	1 1	113, 117 M 1: 113, 117
-	114 800 751 FL	Body front portion from Chassis No. 111 2000 001	1	114, 118
-	114 800 751 GF	Body front portion from Chassis No. 118 000 001 up to 110 3100 000 from Chassis No. 111 2000 001	1 1	114, 118 M 1: 114, 118



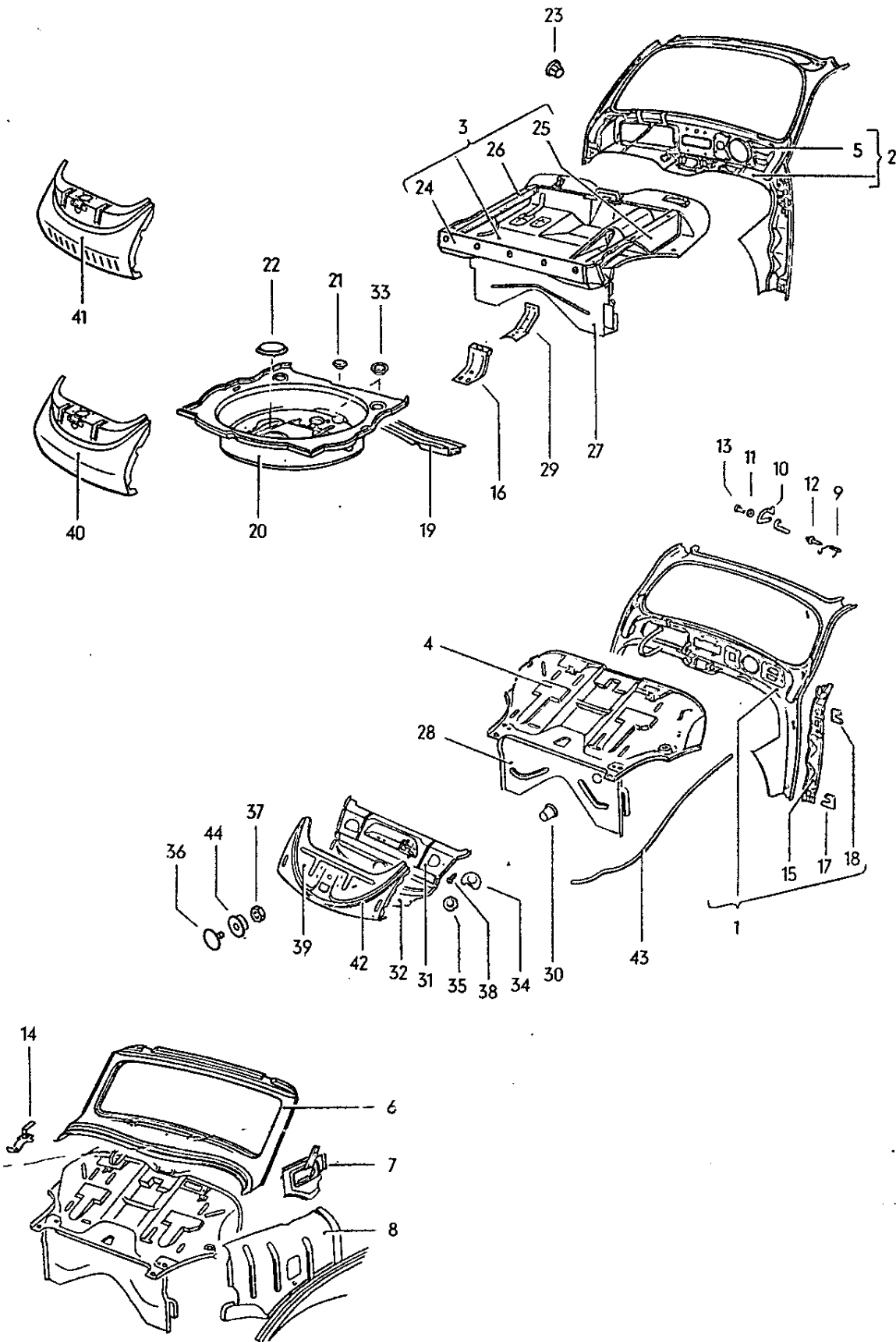


Key No.	Part No.	Description	Quantity	Type and model
SIDE AND CROSS MEMBER				
(1)	111 801 045 D	Side member - Upper part, left, with warm air duct up to Chassis No. 118 1016 100	1	
(1)	111 801 045 E	Side member - Upper part, left, with warm air duct from Chassis No. 119 000 001 up to 110 3100 000 from Chassis No. 111 2000 001 up to Oct. 1971	1 1	111, 112, 115, 116; M 1
(2)	111 801 045 F	Side member - Upper part, left with warm air duct from Chassis No. 111 2000 001 up to Oct. 1971	1	113, 114, 117, 118, 151, 152
1	111 801 045 H	Side member - Upper part, left, with warm air duct from Chassis No. November 1971	1	111, 112, 115, 116; M 1
2	111 801 045 J	Side member - Upper part, left, with warm air duct from Chassis No. November 1971	1	113, 114, 117, 118, 151, 152
(1)	111 801 046 D	Side member - Upper part, right, with warm air duct up to Chassis No. 118 1016 100	1	
(1)	111 801 046 E	Side member - Upper part, right with warm air duct from Chassis No. 119 000 001 up to 110 3100 000 from Chassis No. 111 2000 001 up to Oct. 1971	1 1	111, 112, 115, 116; M 1
(2)	111 801 046 F	Side member - Upper part, right with warm air duct from Chassis No. 111 2000 001 up to Oct. 1971	1	113, 114, 117, 118, 151, 152
(1)	111 801 046 H	Side member - Upper part, right, with warm air duct from Chassis No. November 1971	1	111, 112, 115, 116; M 1
(2)	111 801 046 J	Side member - Upper part, right, with warm air duct from Chassis No. November 1971	1	113, 114, 117, 118, 151, 152
-	113 801 119	Runner - Slide from Chassis No. 4 010 995 up to 118 1016 100	2	
(3)	111 801 121 A	Retaining channel for side member covering up to Chassis No. 119 476 294	2	111-118
3	111 801 121 B	Retaining channel for side member covering from Chassis No. 119 476 295	2	111-118
4	151 801 129	Gusset - Side member, left from Chassis No. 151 2000 001	1	151, 152



Key No.	Part No.	Description	Quantity	Type and model
(4)	151 801 130	Gussel – Side member, right from Chassis No. 151 2000 001	1	151, 152
(5)	151 801 131 B	Reinforcement – Side member, left up to Chassis No. 150 3100 000	1	151, 152
5	151 801 131 C	Reinforcement – Side member, left from Chassis No. 151 2000 001	1	151, 152
(5)	151 801 132 B	Reinforcement – Side member, right up to Chassis No. 150 3100 000	1	151, 152
(5)	151 801 132 C	Reinforcement – Side member, right from Chassis No. 151 2000 001	1	151, 152
6	111 801 143	Cover – Cross member, rear from Chassis No. 110 2000 0001	2	
-	111 801 145 A	Threaded plate M 10, in side member front up to Chassis No. 110 3100 000 from Chassis No. 111 2000 001	2 2	111, 112, 115, 116; M 1
7	111 801 171 C	Cover plate – Side member, left up to Chassis No. 110 3100 000 from Chassis No. 111 2000 001	1 1	111, 112, 115, 116; M 1
8	111 801 171 D	Cover plate – Side member, left from Chassis No. 111 2000 001	1	113, 114, 117, 118, 151, 152
(7)	111 801 172 C	Cover plate – Side member, right up to Chassis No. 110 3100 000 from Chassis No. 111 2000 001	1 1	111, 112, 115, 116; M 1
(8)	111 801 172 D	Cover plate – Side member, right from Chassis No. 111 2000 001	1	113, 114, 117, 118, 151, 152
9	111 801 177	Rubber valve – Side member cover plate from Chassis No. 118 840 280	4	
(10)	151 801 197 A	Strip – Carpet retaining up to Chassis No. 150 3100 000	2	151, 152

Key No.	Part No.	Description	Quantity	Type and model
10	151 801 197 B	Strip - Carpet retaining from Chassis No. 151 2000 001	2	151, 152
(11)	111 801 201 E	Cross member, rear, left from Chassis No. 115 000 001 up to 116 1021 300	1	
(11)	111 801 201 J	Cross member, rear, left up to Chassis No. 117 999 000	1	
(11)	111 801 201 M	Cross member, rear, left from Chassis No. 118 000 001 up to 118 1016 100	1	
11	111 801 201 Q	Cross member, rear, left from Chassis No. 119 000 001 up to 110 3100 000	1	
12	111 801 201 AB	Cross member, rear, left from Chassis No. 111 2000 001	1	
(11)	111 801 202 E	Cross member, rear, right from Chassis No. 115 000 001 up to 116 1021 300	1	
(11)	111 801 202 H	Cross member, rear, right up to Chassis No. 117 999 000 use up to Chassis No. 6 502 399: 111 255 416 F/417 C/419 B/113 255 356 A	1	
(11)	111 801 202 L	Cross member, rear, right from Chassis No. 118 000 001 up to 118 1016 100	1	
(11)	111 801 202 Q	Cross member, rear, right from Chassis No. 119 000 001 up to 110 3100 000	1	
(12)	111 801 202 AB	Cross member, rear, right from Chassis No. 111 2000 001	1	
-	111 801 207	Sealing washer - Luggage compartment front ... upper from Chassis No. 117 000 001	2	





Key No.	Part No.	Description	Quantity	Type and model
FRONT PORTION				
-	113 805 021 D	Scuttle with instrument panel from Chassis No. 1 - 397 023 up to 1 600 439 (see Workshop Manual 1958 A-26)	1	111, 113, 115, 117, 151
-	114 805 021 C	Scuttle with instrument panel from Chassis No. 1 - 397 023 up to 1 600 439 (see Workshop Manual 1958 A-26)	1	112, 114, 116, 118
(1)	111 805 051 BG	Instrument panel with hinge pillar reinforcements and defroster vents from Chassis No. 115 000 001 up to 117 999 000 from Chassis No. 115 000 001 up to 111 3200 000 (see VW Parts Service Bulletin 8/9)	1 1	113, 117, 151 111, 115
(1)	111 805 051 BH	Instrument panel with hinge pillar reinforcements and defroster vents from Chassis No. 112 2000 001	1	111, 115
(1)	112 805 051 AR	Instrument panel with hinge pillar reinforcements and defroster vents from Chassis No. 115 000 001 up to 110 3100 000 from Chassis No. 115 000 001 up to 117 999 000 (see also VW Parts Service Bulletin 8/9)	1 1	112, 116 114, 118, 152
(1)	112 805 051 AT	Instrument panel with hinge pillar reinforcements and defroster vents from Chassis No. 111 2000 001 up to 111 3200 000	1	112, 116
(1)	112 805 051 BH	Instrument panel with hinge pillar reinforcements and defroster vents from Chassis No. 112 2000 001	1	112, 116
(1)	113 805 051 F	Instrument panel with hinge pillar reinforcements and defroster vent from Chassis No. 1 600 440 up to 6 502 399	1	111, 113, 115, 117, 151
1	113 805 051 AR	Instrument panel with hinge pillar reinforcements and defroster vents from Chassis No. 118 000 001 up to 110 3100 000 use: up to Chassis No. 118 1016 100 113 857 489	1	113, 117, 151
(2)	113 805 051 CB	Instrument panel with hinge pillar reinforcements and defroster vents from Chassis No. 111 2000 001 up to 111 3200 000	1	113, 117, 151



Key No.	Part No.	Description	Quantity	Type and model
(2)	113 805 051 CC	*Instrument panel with hinge pillar reinforcement . . from Chassis No. 118 000 001 up to 118 1016 100	1	M 601, M 602: 113, 117, 151
		from Chassis No. 119 000 001 up to 110 3100 000	1	M 228, M 603
		from Chassis No. 111 2000 001 up to 111 3200 000	1	151; M 108, M 110, M 228, M 603
2	113 805 051 CM	Instrument panel with hinge pillar reinforcements and defroster vents from Chassis No. 112 2000 001	1	113, 117
(2)	113 805 051 CQ	Instrument panel with hinge pillar reinforcements and defroster vents from Chassis No. 112 2000 001	1	151; M 108, M 110, M 228, M 603
(1)	114 805 051 F	Instrument panel with hinge pillar reinforcements and defroster vents from Chassis No. 1 600 440 up to 6 502 399	1	112, 114, 116, 118, 152
(2)	114 805 051 BB	*Instrument panel with hinge pillar reinforcement . . from Chassis No. 111 2000 001 up to 111 3200 000	1	152, M 228, M 603
(2)	114 805 051 BG	Instrument panel with hinge pillar reinforcements and defroster vents from Chassis No. 118 000 001 up to 110 3100 000	1	114, 118, 152
		from Chassis No. 111 2000 001 up to 111 3200 000 use: up to Chassis No. 118 1016 100 113 857 489	1	114, 118
(2)	114 805 051 CM	Instrument panel with hinge pillar reinforcements and defroster vents from Chassis No. 112 2000 001	1	114, 118
(2)	114 805 051 CQ	Instrument panel with hinge pillar reinforcements and defroster vents from Chassis No. 112 2000 001	1	152; M 228, M 603
3	113 805 077 AS	Luggage compartment from Chassis No. 111 2000 001	1	113, 117, 151
4	113 805 077 AT	Luggage compartment from Chassis No. 1 600 440 up to 110 3100 000	1	111, 113, 115, 117, 151
		from Chassis No. 111 2000 001 (if required use 111 805 493) use: up to Chassis No. 111 2799 842 111 937 505 G	1	111, 115; M 1: 113, 117
(4)	114 805 077 AP	Luggage compartment from Chassis No. 3 192 507 up to 110 3100 000	1	112, 114, 116, 118, 152
		from Chassis No. 111 2000 001 up to 111 2799 842 (for models 112, 116 use 111 805 493)	1	112, 116; M 1: 114, 118

MAIN GROUP



BODY

Key No.	Part No.	Description	Quantity	Type and model
(3)	114 805 077 AS	Luggage compartment from Chassis No. 111 2000 001	1	114, 118, 152
(4)	114 805 077 AT	Luggage compartment from Chassis No. 111 2799 843	1	112, 116; M 1: 114, 118
(5)	111 805 105 BP	Instrument panel from Chassis No. 115 000 001 up to 117 999 000 from Chassis No. 118 000 001 up to 110 3100 000	1 1	111, 113, 115, 117, 151 111, 115
(5)	111 805 105 CE	Instrument panel from Chassis No. 111 2000 001 up to 111 3200 000	1	111, 115
(5)	112 805 105 BP	Instrument panel from Chassis No. 115 000 001 up to 110 3100 000	1	112, 114, 116, 118, 152
(5)	112 805 105 BQ	Instrument panel from Chassis No. 111 2000 001 up to 111 3200 000	1	112, 116
(5)	113 805 105 B	Instrument panel from Chassis No. 1 - 397 023 up to 1 600 439	1	111, 113, 115, 117, 151
(5)	113 805 105 F	Instrument panel from Chassis No. 1 600 440 up to 6 502 399	1	111, 113, 115, 117, 151
(5)	113 805 105 AT	Instrument panel from Chassis No. 118 000 001 up to 110 3100 000	1	113, 117, 151
5	113 805 105 CE	Instrument panel from Chassis No. 111 2000 001 up to 111 3200 000	1	113, 117, 151
(5)	114 805 105 B	Instrument panel from Chassis No. 1 - 397 023 up to 1 600 439	1	112, 114, 116, 118, 152
(5)	114 805 105 E	Instrument panel from Chassis No. 1 600 440 up to 6 502 399	1	112, 114, 116, 118, 152
(5)	114 805 105 AT	Instrument panel from Chassis No. 118 000 001 up to 110 3100 000	1	114, 118, 152
(5)	114 805 105 BQ	Instrument panel from Chassis No. 111 2000 001 up to 111 3200 000	1	114, 118, 152
(6)	151 805 111 B	Frame - Windshield from Chassis No. 1 - 397 023 up to 6 502 399	1	151, 152
(6)	151 805 111 C	Frame - Windshield from Chassis No. 155 000 001 up to 157 999 000	1	151, 152

MAIN GROUP



BODY

Key No.	Part No.	Description	Quantity	Type and model
6	151 805 111 E	Frame – Windshield from Chassis No. 158 000 001	1	151, 152
-	111 805 115	Bracket – Instrument panel (left) up to Chassis No. 1 600 439 (from Chassis No. 1 600 440: available as section only)	1	
-	111 805 116	Bracket – Instrument panel (right) up to Chassis No. 1 600 439 (from Chassis No. 1 600 440: available as section only)	1	
-	111 805 125 F	Threaded plate – Steering column tube mounting – Instrument panel from Chassis No. 118 000 001	1	
(7)	151 805 127 C	Reinforcement – Cowl, upper, left up to Chassis No. 3 192 506	1	151, 152
(7)	151 805 127 E	Reinforcement – Cowl, upper, left from Chassis No. 3 192 507 up to 155 999 000	1	151, 152
(7)	151 805 127 F	Reinforcement – Cowl, upper, left from Chassis No. 156 000 001 up to 157 999 000	1	151, 152
(7)	151 805 127 G	Reinforcement – Cowl, upper, left from Chassis No. 158 000 001 up to 150 3100 000	1	151, 152
7	151 805 127 H	Reinforcement – Cowl, upper, left from Chassis No. 151 2000 001	1	151, 152
(7)	151 805 128 C	Reinforcement – Cowl, upper, right up to Chassis No. 3 192 506	1	151, 152
(7)	151 805 128 E	Reinforcement – Cowl, upper, right from Chassis No. 3 192 506 up to 155 999 000	1	151, 152
(7)	151 805 128 G	Reinforcement – Cowl, upper, right from Chassis No. 156 000 001 up to 150 3100 000	1	151, 152
(7)	151 805 128 H	Reinforcement – Cowl, upper, right from Chassis No. 151 2000 001	1	151, 152
(8)	151 805 153 C	Reinforcement – Cowl, left up to Chassis No. 6 502 399	1	151, 152
(8)	151 805 153 E	Reinforcement – Cowl, left from Chassis No. 155 000 001 up to 158 1016 100	1	151, 152

MAIN GROUP



BODY

Key No.	Part No.	Description	Quantity	Type and model
8	151 805 153 F	Reinforcement – Cowl, left from Chassis No. 159 000 001	1	151, 152
(8)	151 805 154 D	Reinforcement – Cowl, right up to Chassis No. 158 1016 100	1	151, 152
(8)	151 805 154 E	Reinforcement – Cowl, right from Chassis No. 159 000 001	1	151, 152
-	111 805 161	Hinge carrier – Glove compartment lid up to Chassis No. 1 600 439	1	
9	111 805 163	Spring – Glove compartment lid from Chassis No. 1 600 440 up to 117 999 000	1	111, 113, 115, 117, 151
(9)	112 805 163	Spring – Glove compartment lid from Chassis No. 1 600 440 up to 117 999 000	1	112, 114, 116, 118, 152
(10)	111 805 165	Hinge (hook-shaped), left – Glove compartment lid up to Chassis No. 1 600 439	1	
(10)	111 805 165 D	Hinge (hook-shaped), left – Glove compartment lid from Chassis No. 1 600 440 up to 117 999 000	1	
(10)	111 805 165 E	Hinge (hook-shaped), left – Glove compartment lid from Chassis No. 118 000 001	1	
(10)	111 805 166	Hinge (hook-shaped), right – Glove compartment lid up to Chassis No. 1 600 439	1	
(10)	111 805 166 D	Hinge (hook-shaped), right – Glove compartment lid from Chassis No. 1 600 440 up to 117 999 000	1	
10	111 805 166 E	Hinge (hook-shaped), right – Glove compartment lid from Chassis No. 118 000 001	1	
11	111 805 167 A	Spring washer 7.4 galvanized	2	
(12)	111 805 169	Clinch bolt – Hinge up to Chassis No. 1 600 439	2	
12	111 805 169 C	Clinch bolt – Hinge left: from Chassis No. 1 600 440 up to 6 502 399 right: from Chassis No. 115 000 001 up to 117 999 000	1 1	



Key No.	Part No.	Description	Quantity	Type and model
13	111 805 170 A	Clinch bolt – Hinge right: from Chassis No. 1 600 440 up to 6 502 399	1	
		left: from Chassis No. 115 000 001 up to 117 999 000	1	
(14)	151 805 205 A	Catch for lock in glove compartment lid up to Chassis No. 6 502 399	1	151, 152
14	151 805 205 B	Catch for lock in glove compartment lid from Chassis No. 155 000 001	1	151, 152
(15)	111 805 351 E	Hinge pillar reinforcement, left from Chassis No. 1 600 440 up to 111 3200 000	1	
15	111 805 351 H	Hinge pillar reinforcement, left from Chassis No. 112 2000 001	1	
(15)	111 805 352 F	Hinge pillar reinforcement, right from Chassis No. 1 600 440 up to 111 3200 000	1	
(15)	111 805 352 H	Hinge pillar reinforcement, right from Chassis No. 112 2000 001	1	
16	113 805 359	Support – Spare wheel well from Chassis No. 111 2000 001	1	113, 114, 117, 118, 151, 152
17	111 805 373	Threaded plate – Door hinge left lower and right upper	2	
18	111 805 374	Threaded plate – Door hinge right lower and left upper	2	
19	111 805 391	Cross member – Spare wheel well from Chassis No. 111 2000 001	1	113, 114, 117, 118, 151, 152
20	111 805 397	Well – Spare wheel from Chassis No. 111 2000 001	1	113, 117, 151
(20)	112 805 397	Well – Spare wheel from Chassis No. 111 2000 001	1	114, 118, 152
21	311 867 235	Cover – Spare wheel well opening 32.3 mm dia. from Chassis No. 111 2000 001	2	113, 114, 117, 118, 151, 152

Key No.	Part No.	Description	Quantity	Type and model
22	411 803 595	Cover, 136 mm dia. – Spare wheel well and floor plate from Chassis No. 111 2000 001	1	113, 114, 117, 118, 151, 152
-	111 805 405 B	Luggage compartment, front up to Chassis No. 1 600 439	1	
-	113 805 409	Stud – Protection cover in front of instrument panel from Chassis No. 1 – 929 746 up to 3 192 506	2	113, 114, 117, 118, 151, 152
-	113 805 413 A	Bracket – Protection cover in front of instrument panel from Chassis No. 1 – 929 746 up to 119 1200 000	2	113, 114, 117, 118, 151, 152
23	111 805 421	Guide bush – Tank flap release cable from Chassis No. 111 2000 001	1	113, 114, 117, 118, 151, 152
24	111 805 423	Cross member – Luggage compartment from Chassis No. 111 2000 001	1	113, 114, 117, 118, 151, 152
25	111 805 425	Support, left – Fuel tank from Chassis No. 111 2000 001	1	113, 114, 117, 118, 151, 152
26	111 805 426	Support, right – Fuel tank from Chassis No. 111 2000 001	1	113, 114, 117, 118, 151, 152
(28)	111 805 451 B	Cross panel, front from Chassis No. 118 000 001 up to 119 474 780	1	111, 115
(28)	111 805 451 G	Cross panel, front up to Chassis No. 117 999 000	1	111, 113, 115, 117, 151
27	111 805 451 H	Cross panel, front from Chassis No. 111 2000 001	1	113, 114, 117, 118, 151, 152
(28)	112 805 451 G	Cross panel, front (RHD) up to Chassis No. 117 999 000	1	112, 114, 116, 118, 152
28	113 805 451 F	Cross panel, front from Chassis No. 118 000 001 up to 110 3100 000 from Chassis No. 111 2000 001 use: up to Chassis No. 119 474 780 111 805 493	1 1	111, 113, 115, 117, 151 111, 115; M 1: 113, 117
(28)	114 805 451 F	Cross panel, front from Chassis No. 118 000 001 up to 110 3100 000 from Chassis No. 111 2000 001 use: up to Chassis No. 119 474 781 111 805 493	1 1	112, 114, 116, 118, 152 112, 116; M 1: 114, 118



Key No.	Part No.	Description	Quantity	Type and model
-	N 20 022 3	Plug - Front cross panel from Chassis No. 118 000 001 up to 110 3100 000 from Chassis No. 111 2000 001	1 1	113, 114, 117, 118, 151, 152 M 1
-	N 20 004 1	Plug - Front cross panel from Chassis No. 110 2000 001	1	M 40
29	113 805 463	Support - Front partition from Chassis No. 111 2000 001	1	113, 114, 117, 118, 151, 152
30	111 805 479	Support for steering column tube on front cross panel from Chassis No. 118 000 001 up to 110 3100 000 from Chassis No. 111 2000 001	1 1	111, 112, 115, 116; M 1
-	111 805 491	Cap - Door contact switch opening up to Chassis No. 119 1200 000	2	M 110
-	111 805 493	Plug - Front luggage compartment	1	M 110
(31)	111 805 505 C	Reinforcement plate - Front portion up to Chassis No. 3 192 506	1	
(31)	113 805 505 B	Reinforcement plate - Front portion from Chassis No. 3 192 507 up to 117 999 000	1	
31	113 805 505 C	Reinforcement plate - Front portion from Chassis No. 118 000 001 up to 110 3100 000 from Chassis No. 111 2000 001	1 1	111, 112, 115, 116; M 1
-	111 805 571	Lateral support, left - Fuel tank up to Chassis No. 3 192 506	1	
-	111 805 572	Lateral support, right - Fuel tank up to Chassis No. 3 192 506	1	
32	111 805 583 A	Lower reinforcement plate, front up to Chassis No. 110 3100 000 from Chassis No. 111 2000 001	1 1	111, 112, 115, 116; M 1
33	113 805 583	Cover - Spare wheel well from Chassis No. 111 2000 001	2	113, 114, 117, 118, 151, 152
(34)	111 805 585	Cover - Reinforcement plate up to Chassis No. 3 192 506	2	
34	111 805 585 A	Cover - Reinforcement plate from Chassis No. 118 000 001 up to 110 3100 000 from Chassis No. 111 2000 001	2 2	111, 112, 115, 116; M 1

MAIN GROUP



BODY

Key No.	Part No.	Description	Quantity	Type and model
35	111 805 589	Cover, center, lower – Reinforcement plate up to Chassis No. 110 3100 000 from Chassis No. 111 2000 001	1 1	111, 112, 115, 116; M 1
36	311 821 335 A	Inspection cover, outer – Torsion bar from Chassis No. 118 000 001 up to 110 3100 000 from Chassis No. 111 2000 001	1 1	111, 112, 115, 116; M 1
37	N 11 005 2	Nut, hex. M 5 from Chassis No. 118 000 001 up to 110 3100 000 from Chassis No. 111 2000 001	1 1	111, 112, 115, 116, M 1
38	N 13 956 2	Tapping screw, fillister head B 3.5X6.5 up to Chassis No. 110 3100 000 from Chassis No. 111 2000 001	3 3	111, 112, 115, 116, M 1
(39)	111 805 591 A	Apron, front up to Chassis No. 117 999 000	1	
(39)	111 805 591 B	*Apron, front up to Chassis No. 117 999 000	1	M 107 <i>But more common</i>
39	111 805 591 C	Apron, front from Chassis No. 118 000 001 up to 110 3100 000 from Chassis No. 111 2000 001	1 1	113, 114, 117, 118, 151, 152 M 1
(39)	111 805 591 D	Apron, front from Chassis No. 118 000 001	1	111, 112, 115, 116
40	111 805 591 F	Apron, front from Chassis No. 111 2000 001	1	113, 114, 117, 118, 151, 152
41	113 805 591	*Apron, front with louvres from Chassis No. 111 2000 001	1	M 559
42	111 813 311	Weatherstrip channel (length 840 mm – 33 1/16 in.) – Apron	1	
-	111 805 605 A	Conduit – Speedometer cable from Chassis No. 1 – 397 023 up to 1 600 439	1	111, 113, 115, 117, 151
-	111 805 605 B	Conduit – Speedometer cable from Chassis No. 1 600 440 up to 3 192 506	1	111, 113, 115, 117, 151
-	112 805 605 B	Conduit – Speedometer cable from Chassis No. 1 600 440 up to 3 192 506	1	112, 114, 116, 118, 152

Typ 1-5

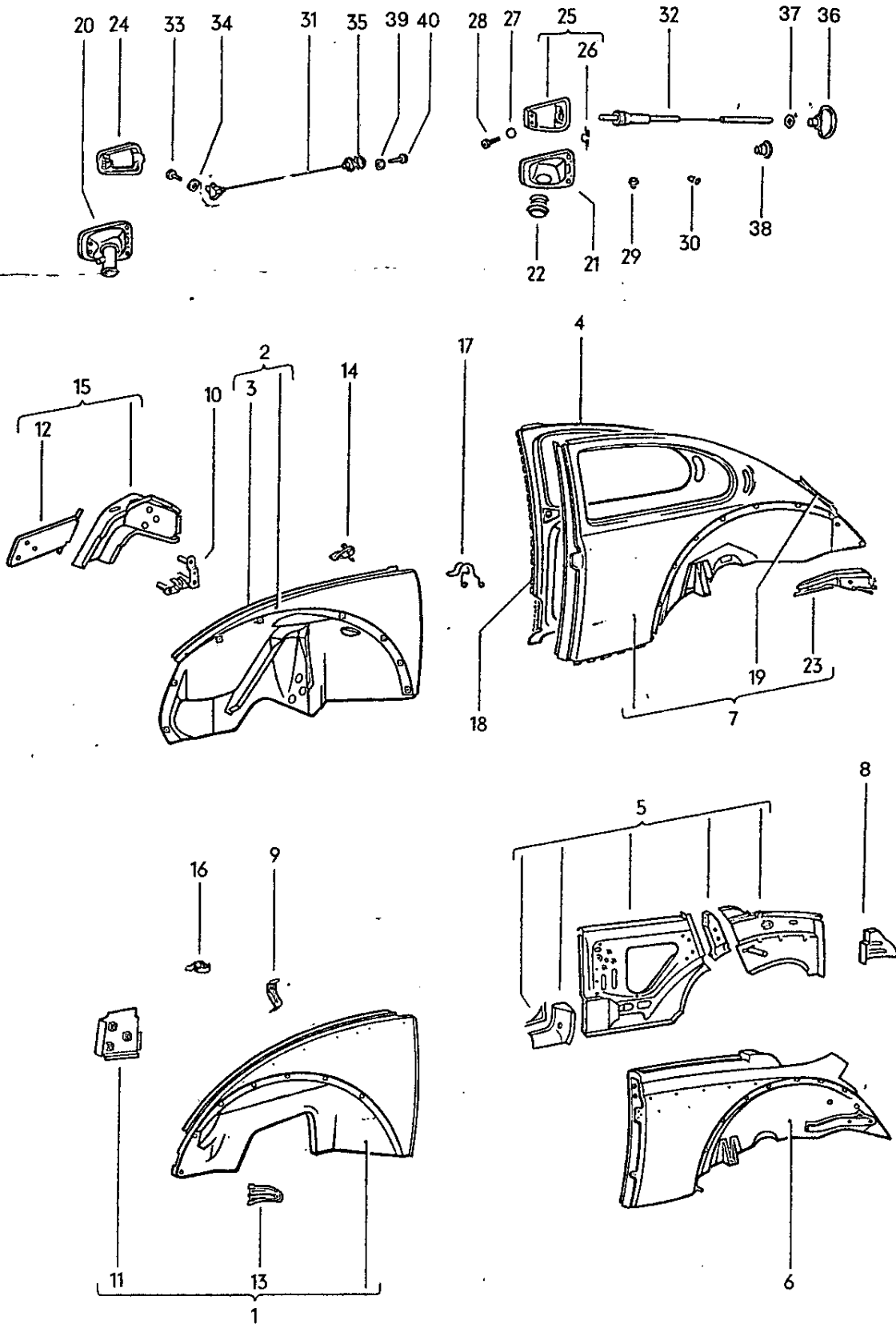
Illustration **A 39**

MAIN GROUP



BODY

Key No.	Part No.	Description	Quantity	Type and model
-	N 10 210 7	Bolt, hex. head M 6×10 up to Chassis No. 3 192 506	3	
-	N 12 226 2	Spring washer B 6 up to Chassis No. 3 192 506	3	
-	111 805 623 A	Retainer - Speedometer cable conduit up to Chassis No. 3 192 506	1	111, 113, 115, 117, 151
(43)	111 805 641	Conduit tube - Lock cable from Chassis No. 1 - 102 948 up to 1 - 929 745	1	
(43)	111 805 641 A	Conduit tube - Lock cable from Chassis No. 1 - 929 746 up to 3 361 750	1	
(43)	111 805 641 C	Conduit tube - Lock cable from Chassis No. 3 361 751 up to 117 999 000	1	
43	111 805 641 D	Conduit tube - Lock cable from Chassis No. 118 000 001 up to 118 1016 100	1	
44	111 805 673	Inspection cover, inner - Front apron from Chassis No. 118 000 001 up to 110 3100 000 from Chassis No. 111 2000 001	1 1	111, 112, 115, 116; M 1
-	211 805 791	Cover - Ignition lock aperture up to Chassis No. 3 192 506	1	



Key No.	Part No.	Description	Quantity	Type and model
		SIDE PANEL		111-118, 151, 152
(1)	111 809 021 AC	Side panel, front, left from Chassis No. 3 192 507 up to 117 999 000 from Chassis No. 118 000 001 use: from Chassis No. 4 010 955 up to 115 999 000 111 809 121 A up to Chassis No. 5 888 184 N 20 025 1	1 1	111, 112, 115, 116
(1)	111 809 021 AE	Side panel, front, left up to Chassis No. 3 192 506	1	
1	113 809 021 BD	Side panel, front, left from Chassis No. 118 000 001 up to 110 3100 000 from Chassis No. 111 2000 001	1 1	113, 114, 117, 118, 151, 152 M 1
2	113 809 021 BJ	Side panel, front, left from Chassis No. 111 2000 001	1	113, 114, 117, 118, 151, 152
3	111 813 311	Weatherstrip channel (1055 mm - 41 17/32 in.)	2	
(1)	111 809 022 AD	Side panel, front, right from Chassis No. 3 192 507 up to 117 999 000 use: up to Chassis No. 5 888 184 N 20 025 1	1	
(1)	111 809 022 AE	Side panel, front, right up to Chassis No. 3 192 506	1	
(1)	111 809 022 AJ	Side panel, front right from Chassis No. January 1972	1	111, 112, 115, 116
(1)	111 809 022 CA	Side panel, front, right from Chassis No. 118 000 001 up to December 1971 use: from Chassis No. 118 000 001 up to 111 2428 098 111 809 905 C/939 C	1	111, 112, 115, 116
(1)	113 809 022 AC	Side panel, front, right from Chassis No. 118 000 000 up to 110 3100 000 use: C 111 809 905 A/939/111 823 461 up to Chassis No. 118 1016 100	1	113, 114, 117, 118, 151, 152
(1)	113 809 022 AE	Side panel, front, right from Chassis No. January 1972	1	M 1
(2)	113 809 022 BJ	Side panel, front, right from Chassis No. 111 2000 001	1	113, 114, 117, 118, 151, 152



Key No.	Part No.	Description	Quantity	Type and model
(1)	113 809 022 BQ	Side panel, front, right from Chassis No. 111 2000 001 up to Dec. 1971 use: up to Chassis No. 111 2428 098, 111 809 905 C/939 C	1	M 1
-	111 809 051 C	Quarter panel with roof member, left (slot for direction indicator) from Chassis No. 1 600 440 up to 3 192 506	1	111-118
-	111 809 051 G	Quarter panel with roof member, left (flashing indicator) from Chassis No. 1 600 440 up to 6 502 399	1	111, 112, 115, 116
-	111 809 051 P	Quarter panel with roof member, left from Chassis No. 115 000 001 up to 116 1021 300	1	111, 112, 115, 116
-	111 809 051 AJ	Quarter panel with roof member, left from Chassis No. 117 000 001 up to 110 3100 000 use: up to Chassis No. 117 999 000 111 809 695 C and for Model 115, 116 113 817 431 A	1	111, 112, 115, 116
-	111 809 051 AR	Quarter panel with roof member, left from Chassis No. 111 2000 001 up to 111 3200 000	1	111, 112, 115, 116
-	111 809 051 BS	Quarter panel with roof member, left from Chassis No. 112 2000 001	1	111, 112, 115, 116
-	113 809 051	Quarter panel with roof member, left (slot for direction indicator) up to Chassis No. 1 - 929 745	1	111-118
-	113 809 051 A	Quarter panel with roof member, left (slot for direction indicator) from Chassis No. 1 - 929 746 up to 1 600 439	1	111-118
-	113 809 051 H	Quarter panel with roof member, left (flashing indicator) from Chassis No. 1 600 440 up to 6 502 399	1	113, 114, 117, 118
-	113 809 051 R	Quarter panel with roof member, left from Chassis No. 115 000 001 up to 116 1021 300	1	113, 114, 117, 118
-	113 809 051 AG	Quarter panel with roof member, left from Chassis No. 117 000 001 up to 110 3100 000 use: 111 809 695 C up to Chassis No. 117 999 000	1	113, 114, 117, 118
-	113 809 051 AR	Quarter panel with roof member, left from Chassis No. 111 2000 001 up to 111 3200 000	1	113, 114, 117, 118

Key No.	Part No.	Description	Quantity	Type and model
-	113 809 051 BL	Quarter panel with roof member, left from Chassis No. 112 2000 001	1	113, 114, 117, 118
-	111 809 052 C	Quarter panel with roof member, right (slot for direction indicator) from Chassis No. 1 600 440 up to 3 192 506	1	111-118
-	111 809 052 G	Quarter panel with roof member, right (flashing indicator) from Chassis No. 1 600 440 up to 6 502 399	1	111, 112, 115, 116
-	111 809 052 P	Quarter panel with roof member, right from Chassis No. 115 000 001 up to 116 1021 300	1	111, 112, 115, 116
-	111 809 052 AJ	Quarter panel with roof member, right (use 113 817 431 A for Type 115, 116) from Chassis No. 117 000 001 up to 110 3100 000	1	111, 112, 115, 116
-	111 809 052 AR	Quarter panel with roof member, right from Chassis No. 111 2000 001 up to 111 3200 000	1	111, 112, 115, 116
-	111 809 052 BS	Quarter panel with roof member, right from Chassis No. 112 2000 001	1	111, 112, 115, 116
-	113 809 052 A	Quarter panel with roof member, right (slot for direction indicator) from Chassis No. 1 - 929 746 up to 1 600 439	1	111-118
-	113 809 052 H	Quarter panel with roof member, right (flashing indicator) from Chassis No. 1 600 440 up to 6 502 399	1	113, 114, 117, 118
-	113 809 052 R	Quarter panel with roof member, right from Chassis No. 115 000 001 up to 116 1021 300	1	113, 114, 117, 118
-	113 809 052 AG	Quarter panel with roof member, right from Chassis No. 117 000 001 up to 110 3100 000 use: up to Chassis No. 117 999 000 111 809 695 C	1	113, 114, 117, 118
-	113 809 052 AR	Quarter panel with roof member, right from Chassis No. 111 2000 001 up to 111 3200 000	1	113, 114, 117, 118
-	113 809 052 BL	Quarter panel with roof member, right from Chassis No. 112 2000 001	1	113, 114, 117, 118
(4)	113 809 061	Quarter panel, inner, left up to Chassis No. 1 - 929 745	1	111-118

MAIN GROUP



BODY

Key No.	Part No.	Description	Quantity	Type and model
(4)	113 809 061 C	Quarter panel, inner, left from Chassis No. 1 - 929 746 up to 6 502 399	1	111-118
4	113 809 061 N	Quarter panel, inner, left from Chassis No. 115 000 001	1	111-118
(5)	151 809 061 B	Quarter panel, inner, left from Chassis No. 1 - 929 746 up to 6 502 399	1	151, 152
(5)	151 809 061 C	Quarter panel, inner, left from Chassis No. 155 000 001 up to 156 1021 300	1	151, 152
(5)	151 809 061 D	Quarter panel, inner, left from Chassis No. 157 000 001 up to 157 250 032	1	151, 152
(5)	151 809 061 E	Quarter panel, inner, left from Chassis No. 157 250 033 up to 157 999 000 (up to Chassis No. 157 250 032 the bracket for the top tensioning wire is to be removed)	1	151, 152
(5)	151 809 061 F	Quarter panel, inner, left from Chassis No. 158 000 001 up to 150 3100 000	1	151, 152
(5)	151 809 061 G	Quarter panel, inner, left from Chassis No. 151 2000 001 up to 151 3200 000	1	151, 152
(5)	151 809 061 H	Quarter panel, inner, left from Chassis No. 152 2000 001	1	151, 152
(4)	113 809 062	Quarter panel, inner, right up to Chassis No. 1 - 929 745	1	111-118
(4)	113 809 062 C	Quarter panel, inner, right from Chassis No. 1 - 929 746 up to 6 502 399	1	111-118
(4)	113 809 062 N	Quarter panel, inner, right from Chassis No. 115 000 001	1	111-118
(5)	151 809 062 B	Quarter panel, inner, right from Chassis No. 1 - 929 746 up to 6 502 399	1	151, 152
(5)	151 809 062 C	Quarter panel, inner, right from Chassis No. 155 000 001 up to 156 1021 300	1	151, 152
(5)	151 809 062 D	Quarter panel, inner, right from Chassis No. 157 000 001 up to 157 250 032	1	151, 152

MAIN GROUP



BODY

Key No.	Part No.	Description	Quantity	Type and model
S	151 809 062 E	Quarter panel, inner, right from Chassis No. 157 250 033 up to 157 999 000 (up to Chassis No. 157 250 032 the bracket for the top tensioning wire is to be removed)	1	151, 152
(5)	151 809 062 F	Quarter panel, inner, right from Chassis No. 158 000 001 up to 150 3100 000	1	151, 152
(5)	151 809 062 G	Quarter panel, inner, right from Chassis No. 151 2000 001 up to 151 3200 000	1	151, 152
(5)	151 809 062 H	Quarter panel, inner, right from Chassis No. 152 2000 001	1	151, 152
(6)	151 809 081 C	Quarter panel, outer, left (flashing indicator) from Chassis No. 1 - 929 746 up to 6 502 399	1	151, 152
(6)	151 809 081 E	Quarter panel, outer, left from Chassis No. 155 000 001 up to 156 1021 300 (use 151 847 345 A up to Chassis No. 155 999 000)	1	151, 152
6	151 809 081 F	Quarter panel, outer, left from Chassis No. 157 000 001 up to 157 999 000	1	151, 152
(6)	151 809 081 H	Quarter panel, outer, left from Chassis No. 158 000 001 up to 151 3200 000	1	151, 152
(6)	151 809 081 J	Quarter panel, outer, left from Chassis No. 152 2000 001	1	151, 152
(6)	151 809 082 C	Quarter panel, outer, right (flashing indicator) from Chassis No. 1 - 929 746 up to 6 502 399	1	151, 152
(6)	151 809 082 E	Quarter panel, outer, right from Chassis No. 155 000 001 up to 156 1021 300 (use 151 847 346 A up to Chassis No. 155 999 000)	1	151, 152
(6)	151 809 082 G	Quarter panel, outer, right from Chassis No. 157 000 001 up to 150 3100 000	1	151, 152
(6)	151 809 082 H	Quarter panel, outer, right from Chassis No. 151 2000 001 up to 151 3200 000	1	151, 152
(6)	151 809 082 J	Quarter panel, outer, right from Chassis No. 152 2000 001	1	151, 152
(7)	111 809 085	*Quarter panel, outer, left (slot for direction indicator) up to Chassis No. 1 - 929 745	1	111-118; M 22

MAIN GROUP



BODY

Key No.	Part No.	Description	Quantity	Type and model
(7)	111 809 085 C	Quarter panel, outer, left (flashing indicator) from Chassis No. 1 - 929 746 up to 6 502 399	1	111-118
(7)	111 809 086 C	Quarter panel, outer, right (flashing indicator) up to Chassis No. 6 502 399	1	111-118
(7)	111 809 087 A	Quarter panel, outer, left from Chassis No. 115 000 001 up to 116 1021 300	1	111-118
(7)	111 809 087 C	Quarter panel, outer, left from Chassis No. 117 000 001 up to 110 3100 000	1	111-118
(7)	111 809 087 D	Quarter panel, outer, left from Chassis No. 111 2000 001 up to 111 3200 000	1	111, 112, 115, 116
(7)	111 809 087 E	Quarter panel, outer, left from Chassis No. 112 2000 001	1	111, 112, 115, 116
7	113 809 087	Quarter panel, outer, left from Chassis No. 111 2000 001 up to 111 3200 000	1	113, 114, 117, 118
(7)	113 809 087 A	Quarter panel, outer, left from Chassis No. 112 2000 001	1	113, 114, 117, 118
(7)	111 809 088 A	Quarter panel, outer, right from Chassis No. 115 000 001 up to 116 1021 300	1	111-118
(7)	111 809 088 C	Quarter panel, outer, right from Chassis No. 117 000 001 up to 110 3100 000	1	111-118
(7)	111 809 088 D	Quarter panel, outer, right from Chassis No. 111 2000 001 up to 111 3200 000	1	111, 112, 115, 116
(7)	111 809 088 E	Quarter panel, outer, right from Chassis No. 112 2000 001	1	111, 112, 115, 116
(7)	113 809 088	Quarter panel, outer, right from Chassis No. 111 2000 001 up to 111 3200 000	1	113, 114, 117, 118
(7)	113 809 088 A	Quarter panel, outer, right from Chassis No. 112 2000 001	1	113, 114, 117, 118
-	111 863 397	Plug - Water drain hole in quarter panel from Chassis No. 1 - 929 746 up to 117 999 000 from Chassis No. 118 000 001	2 2	111-116 111-114
(8)	151 809 089 A	Quarter panel reinforcement, upper, left up to Chassis No. 150 3100 000	1	151, 152

Key No.	Part No.	Description	Quantity	Type and model
(8)	151 809 089 B	Quarter panel reinforcement, upper, left from Chassis No. 151 2000 001	1	151, 152
8	151 809 090 A	Quarter panel reinforcement, upper, right from Chassis No. 151 2000 001	1	151, 152
(9)	111 809 121	Retainer – Front bonnet hinge stay up to Chassis No. 3 192 506	1	
9	111 809 121 A	Retainer – Front bonnet hinge stay from Chassis No. 3 192 507 up to 4 010 994 from Chassis No. 4 010 995 up to 115 999 000	1 1	111, 112, 115, 116
10	113 809 123	Bracket with spacer sleeves for steering gear from Chassis No. 111 2000 001 up to Dec. 1971	1	113, 114, 117, 118, 151, 152
(10)	113 809 124	Bracket with spacer sleeves for support from Chassis No. 111 2000 001 up to Dec. 1971	1	113, 114, 117, 118, 151, 152
(11)	111 809 131 A	Retainer – Front bumper bracket up to Chassis No. 117 999 000	2	
11	111 809 131 B	Retainer, left – Front bumper bracket – Side panel from Chassis No. 118 000 000 up to 110 3100 000 from Chassis No. 111 2000 001	1 1	113, 114, 117, 118, 151, 152 M 1
(11)	111 809 131 C	Retainer, left – Front bumper bracket – Side panel from Chassis No. 118 000 001	1	111, 112, 115, 116
12	111 809 131 E	Retainer, left – Front bumper bracket from Chassis No. 111 2000 001	1	113, 114, 117, 118, 151, 152
(11)	111 809 132	Retainer, right – Front bumper bracket – Side panel from Chassis No. 118 000 000 up to 110 3100 000 from Chassis No. 111 2000 001	1 1	113, 114, 117, 118, 151, 152 M 1
(11)	111 809 132 A	Retainer, right – Front bumper bracket – Side panel from Chassis No. 118 000 001	1	111, 112, 115, 116
(12)	111 809 132 E	Retainer, right – Bumper bracket from Chassis No. 111 2000 001	1	113, 114, 117, 118, 151, 152
13	113 809 141 A	Bracket (left) – Horn from Chassis No. 111 2000 001	1	
(13)	111 809 142	Bracket (right) – Horn from Chassis No. 111 2000 001	1	
-	111 809 159	Section of quarter panel, outer, left from Chassis No. 111 2000 001	1	
-	111 809 160	Section of quarter panel, outer, right from Chassis No. 111 2000 001	1	



Key No.	Part No.	Description	Quantity	Type and model
-	113 809 169	* Strap - Activated carbon container and expansion chamber from Chassis No. 110 2000 001 (see also Illustration A 11)	2	M 26
-	113 809 187	* Cover plate - Expansion chamber from Chassis No. 110 2000 001 (see also Illustration A 11)	1	M 26
(14)	113 809 205 A	Retainer, left - Front hood hinge stay from Chassis No. 4 010 995 up to 115 999 000	1	113, 114, 117, 118, 151, 152
		from Chassis No. 116 000 001 up to 110 3100 000	1	
		from Chassis No. 111 2000 001	1	111, 112, 115, 116; M 1
14	113 809 205 F	Retainer - Front hood hinge stay from Chassis No. 111 2000 001	2	113, 114, 117, 118, 151, 152
(14)	113 809 206 A	Retainer, right - Front hood hinge stay from Chassis No. 4 010 995 up to 115 999 000	1	113, 114, 117, 118, 151, 152
		from Chassis No. 116 000 001 up to 110 3100 000	1	
		from Chassis No. 111 2000 001	1	111, 112, 115, 116; M 1
15	111 809 321	Side member, left from Chassis No. 111 2000 001 up to Dec. 1971	1	113, 114, 117, 118, 151, 152
(15)	111 809 321 A	Side member, left from Chassis No. January 1972	1	113, 114, 117, 118, 151, 152
(15)	111 809 322	Side member, right from Chassis No. 111 2000 001 up to Dec. 1971	1	113, 114, 117, 118, 151, 152
(15)	111 809 322 A	Side member, right from Chassis No. January 1972	1	113, 114, 117, 118, 151, 152
(16)	111 809 371	Bracket - Jack from Chassis No. 1 - 929 746 up to 3 192 506	1	
16	111 809 371 B	Bracket - Jack from Chassis No. 3 192 507 up to 110 3100 000	1	
(16)	111 809 373 C	Bracket - Jack from Chassis No. 111 2000 001	1	
-	111 809 376	Retaining spring - Jack from Chassis No. April 1972	1	
17	111 809 379	Retaining spring - Jack from Chassis No. 111 2000 001 up to Jan. 1972	1	
(17)	111 809 379 A	Retaining spring - Jack from Chassis No. February 1972	1	

MAIN GROUP



BODY

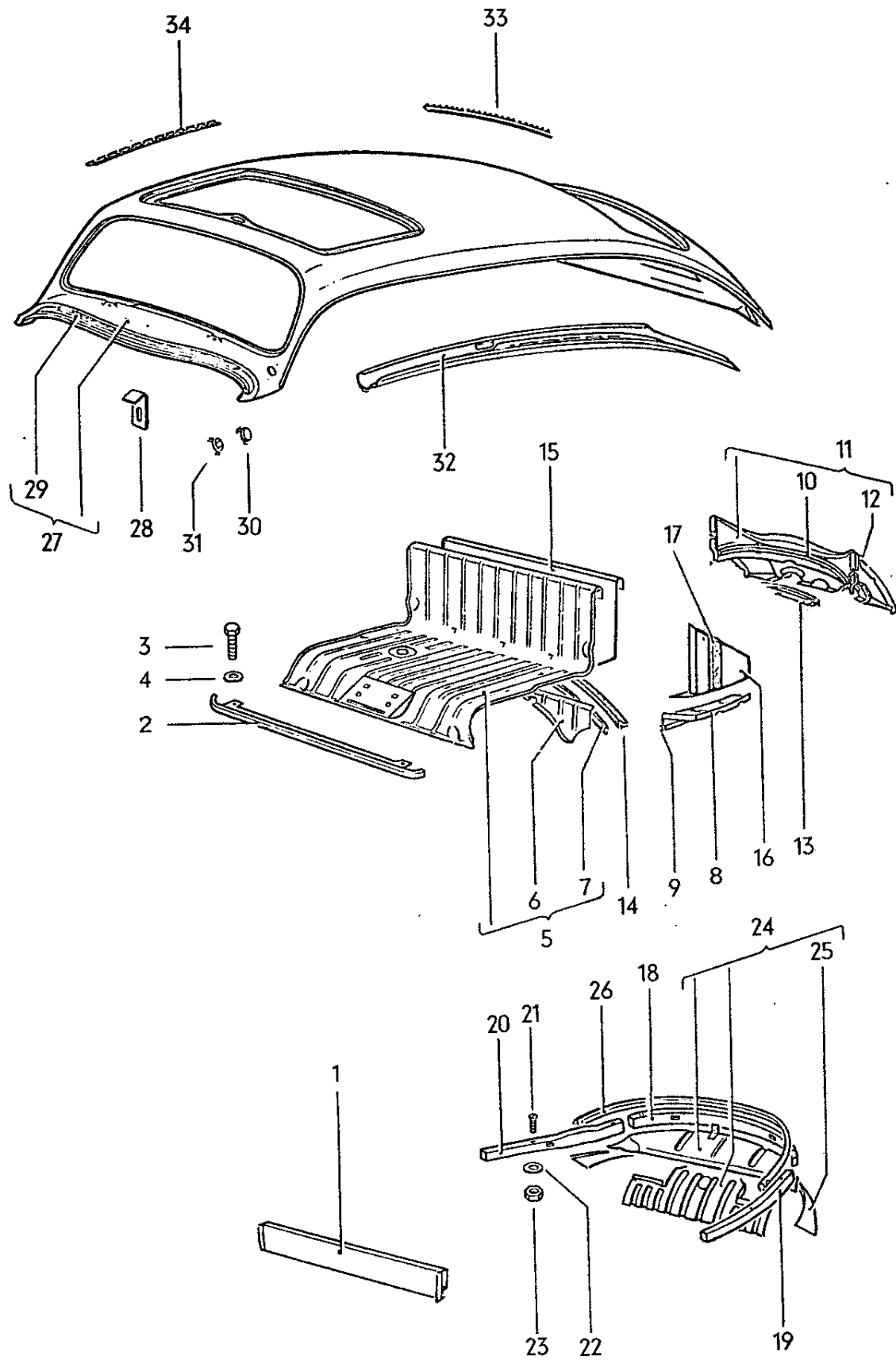
Key No.	Part No.	Description	Quantity	Type and model
-	111 809 407 A	End piece - Side panel, rear, left	x	
-	111 809 408 A	End piece - Side panel, rear, right	x	
-	221 809 441	Cap - Quarter panel 581 cloud white	x	111, 112, 115, 116
18	113 809 443 A	Clamping strip (length 450 mm - 17 ²³ / ₃₂ in.) - Quarter panel, inner	x	113, 114, 117, 118
19	111 813 311	Weatherstrip channel (length 257 mm - 10 ¹ / ₈ in.) - Quarter panel	2	
20	111 809 571 A	Housing with fuel filler neck from Chassis No. 118 000 001 up to 110 3100 000 from Chassis No. 111 2000 001 up to 111 2428 098	1 1	111, 112, 115, 116; M 1
(20)	111 809 571 D	Housing with fuel filler neck from Chassis No. 111 2428 099 up to 111 3200 000	1	111, 112, 115, 116; M 1
21	111 809 575 C	Housing with fuel filler neck from Chassis No. 111 2000 001 up to 111 3200 000 from Chassis No. 112 2000 001	1 1	113, 114, 117, 118, 151, 152
22	111 809 599	Seal - Fuel filler neck from Chassis No. 111 2000 001 up to 111 3200 000 from Chassis No. 112 2000 001	1 1	113, 114, 117, 118, 151, 152
-	113 809 609	* Bracket - Control valve from Chassis No. 110 2000 001	1	M 157
-	111 809 616	Reinforcement - Quarter panel, right	1	
-	113 809 625	Bracket - Control valve	1	M 9
23	111 809 635 E	Retainer - Rear bumper bracket, left	1	
(23)	111 809 636 F	Retainer - Rear bumper bracket, right	1	
-	111 809 665	Cover for indicator slot up to Chassis No. 3 192 506	2	
-	113 853 615	Seal - Cover up to Chassis No. 3 192 506	4	



Key No.	Part No.	Description	Quantity	Type and model
-	111 809 695 C	Extension - Support, rear left from Chassis No. 117 000 001 up to 117 999 000 (see Workshop Bulletin A-113)	1	
-	111 809 696 C	Extension - Support, rear right from Chassis No. 117 000 001 up to 117 999 000 (see Workshop Bulletin A-113)	1	
(24)	111 809 905	Flap - Fuel filler from Chassis No. 118 000 001 up to 118 1016 100	1	
24	111 809 905 A	Flap - Fuel filler from Chassis No. 119 000 001 up to 110 3100 000 from Chassis No. 111 2000 001 up to 111 2428 098	1 1	111, 112, 115, 116; M 1
(24)	111 809 905 C	Flap - Fuel filler from Chassis No. 111 2428 099	1	111, 112, 115, 116; M 1
25	111 809 905 B	Flap - Fuel filler from Chassis No. 111 2000 001	1	113, 114, 117, 118, 151, 152
(26)	111 809 931	Spring - Flap from Chassis No. 118 000 001 up to 118 1016 100	1	
26	111 809 931 A	Spring - Flap from Chassis No. 119 000 001	1	
27	111 837 939	Concave washer from Chassis No. 118 000 001	2	
28	N 14 127 4	Screw, fillister head AM 5x6 from Chassis No. 118 000 001	2	
29	N 20 022 3	Plug - Drip plate from Chassis No. 118 000 001	1	
(30)	111 857 145	Plug - Flap from Chassis No. 118 000 001 up to 118 1016 100	1	
30	111 857 145 A	Plug - Flap from Chassis No. 119 000 001	2	
31	111 809 939 A	Release cable - Tank filler flap from Chassis No. 119 000 001 up to 110 3100 000 from Chassis No. 111 2000 001 up to 111 2428 098	1 1	111, 112, 115, 116; M 1
(31)	111 809 939 C	Release cable - Tank filler flap from Chassis No. 111 2428 099	1	111, 112, 115, 116; M 1



Key No.	Part No.	Description	Quantity	Type and model
32	113 809 939	Release cable – Tank filler flap from Chassis No. 111 2000 001	1	113, 114, 117, 118, 151, 152
33	N 14 121 2	Screw, fillister head AM 4X6 from Chassis No. 119 000 001 up to 110 3100 000 from Chassis No. 111 2000 001 up to 111 2428 098	2 2	111, 112, 115, 116; M 1
(33)	N 14 130 1	Screw, fillister head AM 5X11 from Chassis No. 111 2000 001 from Chassis No. 111 2428 099	1 1	113, 114, 117, 118, 151, 152 111, 112, 115, 116; M 1
34	N 12 224 1	Spring washer B 4 -from Chassis No. 119 000 001 up to 110 3100 000 from Chassis No. 111 2000 001 up to 111 2428 098	2 2	111, 112, 115, 116; M 1
(34)	N 12 225 1	Spring washer B 5 from Chassis No. 111 2000 001 from Chassis No. 111 2428 099	1 1	113, 114, 117, 118, 151, 152 111, 112, 115, 116; M 1
35	111 823 461	Release loop for release cable – Tank filler flap .. from Chassis No. 119 000 001 up to 110 3100 000 from Chassis No. 111 2000 001	1 1	111, 112, 115, 116; M 1
36	111 823 461 A	Loop – Release cable from Chassis No. 111 2000 001	1	113, 114, 117, 118, 151, 152
37	113 809 963	Clamping washer – Tank flap release cable from Chassis No. 111 2000 001	1	113, 114, 117, 118, 151, 152
38	111 805 421	Guide bush – Tank flap release cable from Chassis No. 111 2000 001	1	113, 114, 117, 118, 151, 152
39	N 12 225 1	Spring washer B 5 from Chassis No. 119 000 001 up to 110 3100 000 from Chassis No. 111 2000 001	2 2	111, 112, 115, 116; M 1
40	N 14 131 2	Screw, fillister head AM 5X11 from Chassis No. 119 000 001 up to 110 3100 000 from Chassis No. 111 2000 001	2 2	111, 112, 115, 116; M 1



Key No.	Part No.	Description	Quantity	Type and model
REAR PORTION				111-118, 151, 152
1	151 813 101 C	Cross reinforcement, rear	1	151, 152
2	111 813 103 A	Support – Rear seat	1	111-118
		from Chassis No. 1 – 929 746		
3	N 10 210 7	Bolt, hex. head M 6×10	2	
4	N 12 226 2	Spring washer B 6	2	
-	111 813 111	Floorplate – Luggage compartment, rear	1	
		up to Chassis No. 1 – 929 745		
-	111 813 111 H	Floorplate – Luggage compartment, rear	1	
		from Chassis No. 1 – 929 746 up to 116 1021 300		
-	111 813 111 M	Floorplate – Luggage compartment, rear	1	
		from Chassis No. 117 000 001 up to 117 999 000		
-	111 813 111 N	Floorplate – Luggage compartment, rear	1	
		from Chassis No. 118 000 001 up to 119 1200 000		
-	113 813 111 P	Floorplate – Luggage compartment, rear	1	
		from Chassis No. 110 2000 001 up to 110 3100 000		
5	113 813 111 BB	Floorplate – Luggage compartment, rear	1	
		from Chassis No. 111 2000 001		
-	111 813 151 E	Cover plate – Engine, front	1	
		up to Chassis No. 116 1021 300		
-	111 813 151 K	Cover plate – Engine, front	1	
		from Chassis No. 117 000 001 up to 117 999 000		
-	111 813 151 L	Cover plate – Engine, front	1	
		from Chassis No. 118 000 001 up to 110 3100 000		
6	111 813 151 S	Cover plate – Engine, front	1	
		from Chassis No. 111 2000 001		
-	111 813 159	Weatherstrip channel –	1	
		Engine cover plate 111 813 151		
-	111 813 159 A	Weatherstrip channel, left –	1	
		Engine cover plate up to Chassis No. 115 999 000		



Key No.	Part No.	Description	Quantity	Type and model
7	111 813 159 C	Weatherstrip channel, left - Engine cover plate from Chassis No. 116 000 001	1	
-	111 813 160 A	Weatherstrip channel, right - Engine cover plate up to Chassis No. 115 999 000	1	
-	111 813 160 C	Weatherstrip channel, right - Engine cover plate from Chassis No. 116 000 001	1	
8	111 813 165 B	Cover plate - Engine, left	1	
-	111 813 166 A	Cover plate - Engine, right	1	
9	111 813 169	Weatherstrip channel (length 330 mm) - Engine cover plate, left and right	2	
10	111 813 187 B	Weatherstrip channel	1	
-	111 813 301 F	Apron, rear (up to Chassis No. 3 192 506 use weatherstrip 111 813 707) up to Chassis No. 6 502 399	1	
-	111 813 301 L	Apron, rear from Chassis No. 115 000 001 up to 116 1021 300	1	
-	111 813 301 M	Apron, rear from Chassis No. 117 000 001 up to 117 999 000	1	
11	111 813 301 N <i>SS</i> <i>111 813-301 G</i>	Apron, rear from Chassis No. 118 000 001	1	
-	N 20 022 3	Plug A 8X1	2	
12	111 813 311	Weatherstrip channel (length 950 mm) Rear apron	1	
-	111 813 705 A	Weatherstrip - Engine cover plate, rear up to Chassis No. 116 1021 300	1	
13	111 813 705 D	Weatherstrip - Engine cover plate, rear from Chassis No. 117 000 001	1	



Key No.	Part No.	Description	Quantity	Type and model
-	111 813 707	Weatherstrip – Engine cover plate, rear (larger lips) up to Chassis No. 6 502 399	2	
14	111 813 741 G	Weatherstrip – Engine cover plate, front	1	
15	111 813 805 AA	Sound absorber, front – Engine compartment	1	
16	111 813 815 D	Sound absorber, left – Engine compartment	1	
-	113 813 815	Sound absorber, left – Engine compartment	1	M 9
-	111 813 816 D	Sound absorber, right – Engine compartment	1	
-	113 813 816 A	Sound absorber, right – Engine compartment	1	M 9
17	111 813 825	Packing – Sound absorber, engine compartment side	2	
-	151 813 911	Bow, rear up to Chassis No. 6 502 399	1	151, 152
-	151 813 911 A	Bow, rear from Chassis No. 155 000 001 up to 157 250 032	1	151, 152
18	151 813 915	Bow, rear – Center part (see also Illustration 51) from Chassis No. 157 250 033 up to 151 3200 000	1	151, 152
19	151 813 917	Bow, rear – Quarter panel, left (see also Illustration 51) from Chassis No. 157 250 033 up to 151 3200 000	1	151, 152
20	151 813 918	Bow, rear – Quarter panel, right (see also Illustration 51) from Chassis No. 157 250 033 up to 151 3200 000	1	151, 152
-	N 14 235 1	Screw, countersunk head AM 6×45 from Chassis No. 155 000 001 up to 157 250 032	6	151, 152
21	N 10 994 2	Screw, countersunk head CM 6×35 from Chassis No. 157 250 033 up to 151 3200 000	6	151, 152



Key No.	Part No.	Description	Quantity	Type and model
-	N 10 239 0	Bolt, hex. head M 8×18 from Chassis No. 152 2000 001	4	151, 152
-	N 12 008 2	Lock washer B 8 from Chassis No. 152 2000 001	4	151, 152
-	N 11 525 2	Washer A 8.4 from Chassis No. 152 2000 001	4	151, 152
22	N 12 226 2	Spring washer B 6 from Chassis No. 155 000 001 up to 151 3200 000	6	151, 152
-	N 12 229 1	Spring washer A 8 from Chassis No. 152 2000 001	2	151, 152
-	N 14 712 3	Screw, cheese head M 8×18 from Chassis No. 152 2000 001	2	151, 152
23	N 11 006 2	Nut, hex. M 6 from Chassis No. 155 000 001 up to 151 3200 000	6	151, 152
24	151 813 919	Reinforcement plate – Rear bow with hinge corner plate from Chassis No. 155 000 001 up to 150 3100 000	1	151, 152
-	151 813 919 A	Reinforcement plate – Rear bow with hinge corner plate from Chassis No. 151 2000 001	1	151, 152
-	151 813 921 A	Upper rear panel up to Chassis No. 6 502 399	1	151, 152
25	151 813 921 B	Upper rear panel from Chassis No. 155 000 001	1	151, 152
-	151 813 925	Reinforcement plate – Rear bow up to Chassis No. 6 502 399	1	151, 152
26	151 813 927	Profile – Top cover mounting from Chassis No. 157 250 033	1	151, 152

Key No.	Part No.	Description	Quantity	Type and model
		ROOF		111-118, 151, 152
-	111 817 021 A	Roof up to Chassis No. 6 502 399	1	111-114
-	111 817 021 P	Roof without retainer – Windshield wiper frame .. from Chassis No. 115 000 001 up to 110 3100 000 from Chassis No. 111 2000 001 up to 111 3200 000 (see VW Parts Service Bulletin 8 - 31/1970) Use for models 111, 112 from Chassis No. 118 000 001: N 20 022 3 to seal off mounting holes for fresh air control box	1 1	111-114 111, 112
-	111 817 021 AD	Roof without retainer – Windshield wiper frame .. from Chassis No. 112 2000 001 use for model 112: 111 817 159 D	1	111, 112
-	113 817 021 T	Roof without retainer – Windshield wiper frame .. from Chassis No. 111 2000 001 up to 111 3200 000 use for model 114: 111 817 159 D	1	113, 114
-	113 817 021 AD	Roof without retainer – Windshield wiper frame .. from Chassis No. 112 2000 001 use for model 114: 111 817 159 D	1	113, 114
-	115 817 021 C	Roof (sliding roof) up to Chassis No. 5 677 118 from Chassis No. 5 677 119 up to 6 502 399	1 1	115-118 115, 116
-	115 817 021 E	Roof (sliding roof) from Chassis No. 115 000 001 up to 117 999 000	1	115, 116
-	115 817 021 AD	Roof without retainer – Windshield wiper frame .. (steel sliding roof) from Chassis No. 112 2000 001 use for model 116: 111 817 159 D	1	115, 116
-	117 817 021 C	Roof (steel sliding roof) from Chassis No. 5 677 119 up to 6 502 399	1	117, 118
27	117 817 021 T	Roof without retainer – Windshield wiper frame .. (steel sliding roof) from Chassis No. 111 2000 001 up to 111 3200 000 use for model 118: 111 817 159 D	1	117, 118



Key No.	Part No.	Description	Quantity	Type and model
-	117 817 021 AA	Roof without retainer – Windshield wiper frame .. (steel sliding roof) from Chassis No. 115 000 001 up to 110 3100 000 from Chassis No. 118 000 001 up to 111 3200 000 (see VW Parts Service Bulletin 8 - 31/1970) use for models 115, 116: from Chassis No. 118 000 001 N 20 022 3 to seal off mounting holes for fresh air control box	1 1	117, 118 115, 116
-	117 817 021 AD	Roof without retainer – Windshield wiper frame .. (steel sliding roof) from Chassis No. 112 2000 001 use for model 118: 111 817 159 D	1	117, 118
-	221 809 441	Seal for reinforcement plate (rear window) from Chassis No. 115 000 001	2	111, 112, 115, 116
-	N 20 022 3	Plug from Chassis No. 118 000 001	x	111, 112, 115, 116
-	117 817 137	Reinforcement, front from Chassis No. 5 677 119 up to 6 502 399	1	117, 118
-	117 817 137 A	Reinforcement, front from Chassis No. 115 000 001 up to 116 1021 300	1	117, 118
-	117 817 137 B	Reinforcement, front from Chassis No. 117 000 001 up to 117 999 000	1	117, 118
-	117 817 137 C	Reinforcement, front from Chassis No. 118 000 001	1	115-118
-	111 817 149 D	Retainer – Windshield wiper frame from Chassis No. 118 000 001 up to 119 1200 000 from Chassis No. 110 2000 001	1 1	111, 112, 115, 116
-	111 817 149 E	Retainer – Windshield wiper frame up to Chassis No. 117 999 000	1	
-	111 817 149 G	Retainer – Windshield wiper frame from Chassis No. 110 2000 001	1	113, 114, 117, 118, 151, 152
28	111 817 159 D	Support – Steering column from Chassis No. 111 2000 001	1	112, 114, 116, 118

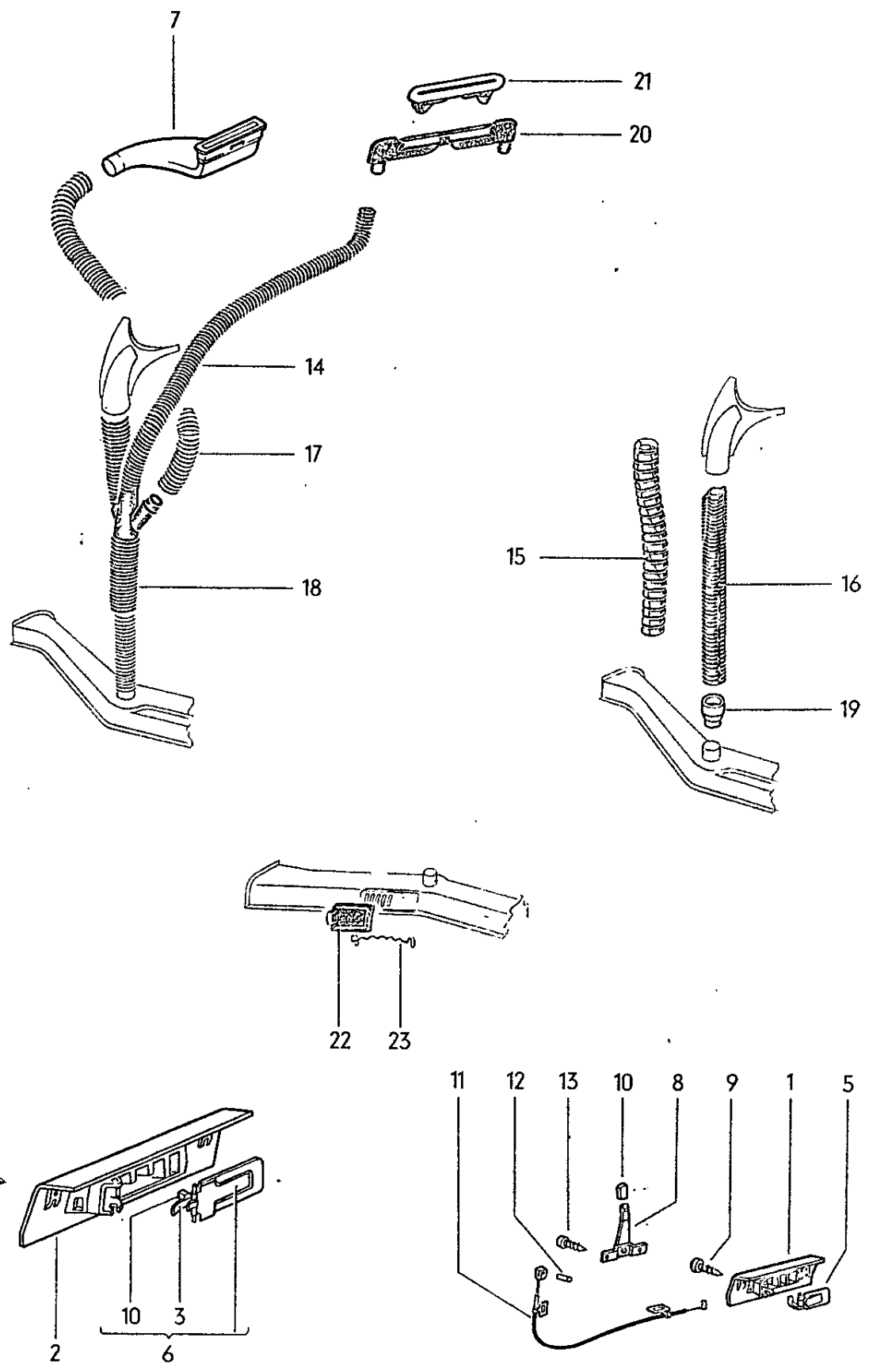
Key No.	Part No.	Description	Quantity	Type and model
-	151 817 177	Hinge corner plate from Chassis No. 2 228 267 up to 6 502 399	1	151, 152
-	111 817 197	Hose – Water draining from Chassis No. 1 600 440 up to 2 528 667	2	111-118
-	115 817 219 A	Clamping strip (length 445 mm) – Sliding roof ... up to Chassis No. 5 677 118	x	115-118
		from Chassis No. 5 677 119 up to 117 999 000	x	115, 116
29	111 813 311	Weatherstrip channel (length 1055 mm)	1	
-	115 817 271 A	Reinforcement, corner, front, left – Sliding roof ... from Chassis No. 1 – 929 746 up to 1 600 439	1	115-118
-	115 817 271 E	Reinforcement, corner, front, left – Sliding roof ... from Chassis No. 1 600 440 up to 5 677 118	1	115-118
		from Chassis No. 5 677 119 up to 117 999 000	1	115, 116
-	115 817 272 E	Reinforcement, corner, front right – Sliding roof ... from Chassis No. 1 600 440 up to 5 677 118	1	115-118
		from Chassis No. 5 677 119 up to 117 999 000	1	115, 116
30	113 817 295 A	Cover – Elongated hole for aerial from Chassis No. 117 000 001	1	
31	113 817 297 A	Packing – Arrial opening from Chassis No. 117 000 001	1	
-	113 817 405 A	Roof member, left up to Chassis No. 1 600 439	1	113, 114, 117, 118
32	113 817 405 B	Roof member, left from Chassis No. 1 600 440 up to 111 3200 000	1	113, 114, 117, 118
-	113 817 405 D	Roof member, left from Chassis No. 112 2000 001	1	113, 114, 117, 118
-	113 817 406	Roof member, right up to Chassis No. 1 600 439	1	113, 114, 117, 118
-	113 817 406 A	Roof member, right from Chassis No. 1 600 440 up to 111 3200 000	1	113, 114, 117, 118
-	113 817 406 D	Roof member, right from Chassis No. 112 2000 001	1	113, 114, 117, 118
-	111 817 411 A	Roof member, left up to Chassis No. 1 600 439	1	111, 112, 115, 116



Key No.	Part No.	Description	Quantity	Type and model
-	111 817 411 B	Roof member, left from Chassis No. 1 600 440 up to 111 3200 000	1	111, 112, 115, 116
-	111 817 411 C	Roof member, left from Chassis No. 112 2000 001	1	111, 112, 115, 116
-	111 817 412	Roof member, right up to Chassis No. 1 600 439	1	111, 112, 115, 116
-	111 817 412 A	Roof member, right from Chassis No. 1 600 440 up to 111 3200 000	1	111, 112, 115, 116
-	111 817 412 C	Roof member, right from Chassis No. 112 2000 001	1	111, 112, 115, 116
33	113 809 443 A	Clamping strip rear (452 mm - 17 ^{25/32} in.) - Roof member	x	113, 114, 117, 118
34	113 817 431 A	Clamping strip front (546 mm - 21 1/2 in.) - Roof member	2	113-118
-	117 817 461	Support, center left from Chassis No. 5 677 119 up to 117 999 000	1	117, 118
-	117 817 461 A	Support, center left from Chassis No. 118 000 001	1	115-118
-	117 817 462	Support, center right from Chassis No. 5 677 119 up to 117 999 000	1	117, 118
-	117 817 462 A	Support, center right from Chassis No. 118 000 001	1	115-118
-	117 817 465	Support, front left from Chassis No. 5 677 119 up to 117 999 000	1	117, 118
		from Chassis No. 118 000 001	1	115-118
-	117 817 466	Support, front right from Chassis No. 5 677 119 up to 117 999 000	1	117, 118
		from Chassis No. 118 000 001	1	115-118
-	117 817 469	Support, rear left from Chassis No. 5 677 119 up to 117 999 000	1	117, 118
-	117 817 469 A	Support, rear left from Chassis No. 118 000 001	1	115-118
-	117 817 470	Support, rear right from Chassis No. 5 677 119 up to 117 999 000	1	117, 118
-	117 817 470 A	Support, rear right from Chassis No. 118 000 001	1	115-118

6





Key No.	Part No.	Description	Quantity	Type and model
WARM AIR OUTLET, FRONT				
1	111 819 189	Warm air outlet, left – Foot level heating, front .. from Chassis No. 119 000 001 up to 119 1200 000	1	
(2)	111 819 189 A	Warm air outlet, left – Foot level heating, front .. from Chassis No. 110 2000 001 up to 110 3100 000 from Chassis No. 111 2000 001	1 1	111-118
2	111 819 189 B	Warm air outlet, left – Foot level heating, front .. from Chassis No. January 1972	1	M 23: 113, 117; M 108, M 110
(2)	151 819 189	Warm air outlet, left – Foot level heating, front .. from Chassis No. 151 2000 001 up to December 1971	1	151, 152
(2)	151 819 189 A	Warm air outlet, left – Foot level heating, front .. from Chassis No. January 1972	1	151, 152
(1)	111 819 190	Warm air outlet, right – Foot level heating, front from Chassis No. 119 000 001 up to 119 1200 000	1	
(2)	111 819 190 A	Warm air outlet, right – Foot level heating, front .. from Chassis No. 110 2000 001 up to 110 3100 000 from Chassis No. 111 2000 001	1 1	111-118
(2)	111 819 190 B	Warm air outlet, right – Foot level heating, front .. from Chassis No. January 1972	1	M 23: 113, 117; M 108, M 110
(2)	151 819 190	Warm air outlet, right – Foot level heating, front from Chassis No. 151 2000 001 up to December 1971	1	151, 152
(2)	151 819 190 A	Warm air outlet, right – Foot level heating, front from Chassis No. January 1972	1	151, 152
3	111 819 199 A	Retaining spring for flip – Foot level heating from Chassis No. 110 2000 001	2	
4	N 13 958 3	Tapping screw, fillister head B 3.5×13 from Chassis No. 119 000 001	4	
5	111 819 279	Retaining spring for flap – Foot level heating from Chassis No. 119 000 001 up to 119 1200 000	1	
6	111 819 279 A	Flap, left – Foot level heating, front from Chassis No. 110 2000 001	1	
(5)	111 819 280	Flap, left – Foot level heating front from Chassis No. 119 000 001 up to 119 1200 000	1	
(6)	111 819 280 A	Flap, right – Foot level heating, front from Chassis No. 110 2000 001	1	



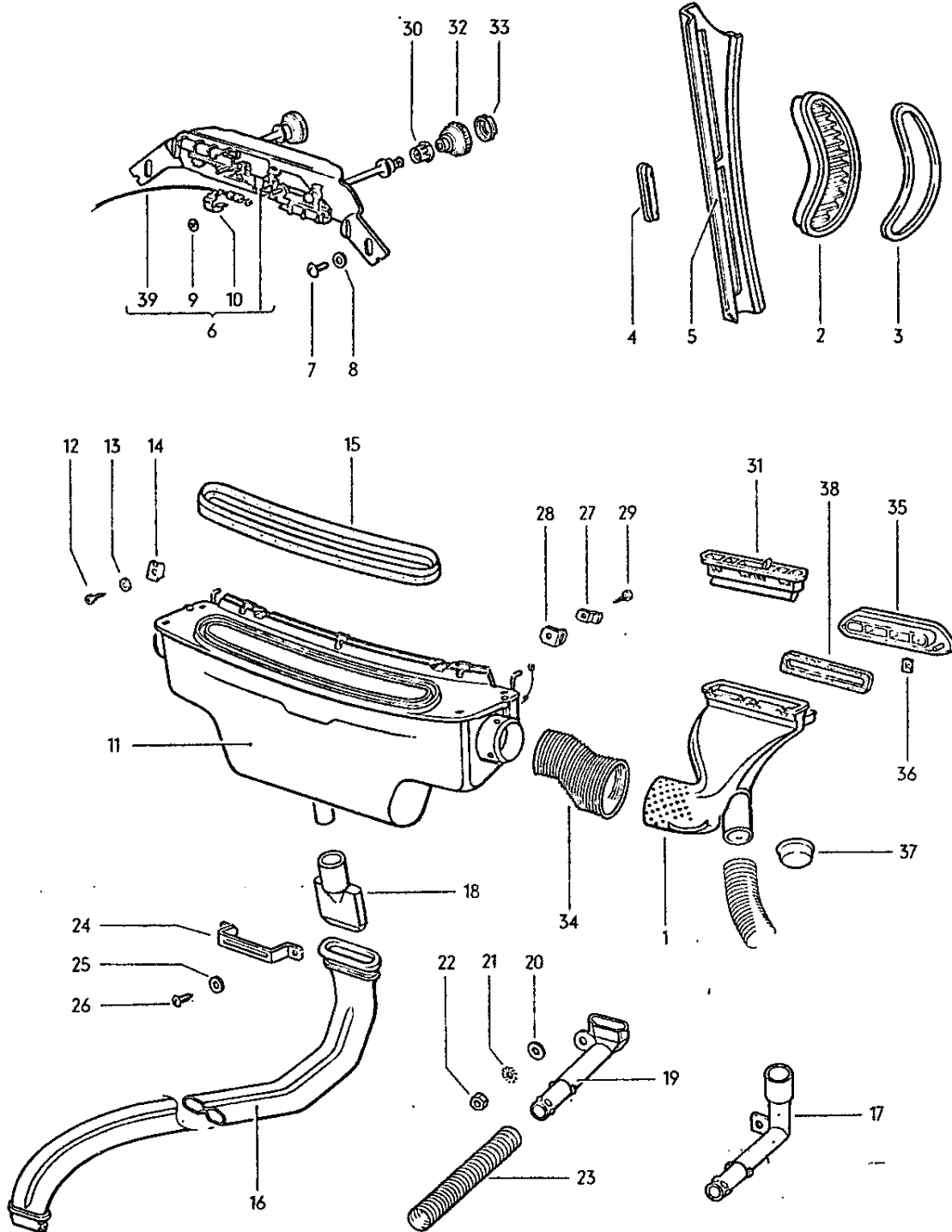
Key No.	Part No.	Description	Quantity	Type and model
7	113 819 383	Warm air vent, left from Chassis No. 119 000 001 up to 110 3100 000	1	M 110
(7)	113 819 384	Warm air vent, right from Chassis No. 119 000 001 up to 110 3100 000	1	M 110
8	111 819 803	Operating lever – Foot level heating, front left .. from Chassis No. 119 000 001 up to 119 1200 000	1	
(8)	111 819 804	Operating lever – Foot level heating, front right .. from Chassis No. 119 000 001 up to 119 1200 000	1	
9	N 13 957 3	Tapping screw, fillister head BZ 3.5×9.5 from Chassis No. 119 000 001 up to 119 1200 000	4	
10	311 711 741 B/68 - 7/69	Knob – Lever from Chassis No. 119 000 001 up to 119 1200 000 043 grey-black	2	
11	111 819 815	Cable 580 mm – 22 ²⁷ / ₃₂ in. – Foot level heating, . front from Chassis No. 119 000 001 up to 119 1200 000	2	
12	N 12 807 1	Dowel pin, grooved 2.5×5 from Chassis No. 119 000 001 up to 119 1200 000	2	
13	N 13 968 1	Tapping screw, fillister head B 4.8×13 from Chassis No. 119 000 001 up to 119 1200 000	4	
14	211 255 359	Hose between center heater vent and adaptor ... 900 mm – 35 ⁷ / ₁₆ in. from Chassis No. 111 2000 001 from Chassis No. 117 566 239 (shorten to 670 mm – 26 ³ / ₈ in.)	1 2	M 60
15	111 255 451	Flexible pipe, left up to Chassis No. 2 528 667	1	
(15)	111 255 452	Flexible pipe, right up to Chassis No. 2 528 667	1	
16	111 255 455 C	Flexible pipe, front from Chassis No. 2 528 668 up to 115 999 000	2	
(18)	111 255 463 C	Flexible pipe, front with adapter from Chassis No. 116 000 001 up to 118 1016 100	2	
17	113 819 723	Hose 32×430 between fresh and warm air vent .. and branch pipe from Chassis No. 119 000 001	2	
(17)	113 819 723 A	Hose 32×690 between fresh and warm air vent .. and branch pipe from Chassis No. 111 2000 001	1	M 60

MAIN GROUP



BODY

Key No.	Part No.	Description	Quantity	Type and model
18	113 255 463 A	Flexible pipe, front with adapter from Chassis No. 119 000 001 (for models 111, 112, 115, 116 use 113 819 749)	2	
19	111 255 467	Adaptor for flexible pipe from Chassis No. 2 528 667 up to 6 502 399	x	
(20)	111 255 469	Defroster vent, center from Chassis No. 112 2000 001	1	
(20)	111 255 473 A	Defroster vent, center from Chassis No. 116 000 001 up to 117 566 238	1	
20	111 255 473 C	Defroster vent, center from Chassis No. 117 566 239 up to 111 3200 000	1	
21	111 255 483	Escutcheon - Defroster vent, center from Chassis No. 116 000 001 up to 110 3100 000 from Chassis No. 111 2000 001	1 1	111-118
(21)	*113 255 483	* Escutcheon - Defroster vent, center from Chassis No. 118 000 001 up to 118 1016 100 from Chassis No. 119 000 001 up to 110 3100 000 from Chassis No. 111 2000 001	1 1 1	M 23, M 601, M 602 M 228, M 603 151, 152; M 228, M 602, M 603
(22)	113 255 961 B	Slide, left - Heater opening from Chassis No. 4 010 995 up to 118 1016 100 use for model: 151, 152: 113 255 965	1	113, 114, 117, 118, 151, 152
22	113 255 962 B	Slide, right - Heater opening from Chassis No. 4 010 995 up to 118 1016 100 use for model: 151, 152: 113 255 965	1	113, 114, 117, 118, 151, 152
23	113 255 965	Tensioning wire - Slide up to Chassis No. 118 1016 100	2	113, 114, 117, 118





Key No.	Part No.	Description	Quantity	Type and model
VENTILATION				
FRESH AIR REGULATOR				
from Chassis No. 118 000 001				113, 114, 117, 118, 151, 152
1	113 819 071	Fresh and warm air vent, left from Chassis No. 111 2000 001	1	113, 114, 117, 118
(1)	*113 819 071 A	Fresh and warm air vent, left from Chassis No. 111 2000 001	1	151, 152; M 121
(1)	113 819 072	Fresh and warm air vent, right from Chassis No. 111 2000 001	1	113, 117
(1)	*113 819 072 A	Fresh and warm air vent, right from Chassis No. 111 2000 001	1	151, 152; M 121
(1)	114 819 072	Fresh and warm air vent, right from Chassis No. 111 2000 001	1	114, 118
(1)	114 819 072 A	Fresh and warm air vent, right from Chassis No. 111 2000 001	1	152; M 121; 114, 118
(1)	113 819 715	Fresh air vent, left up to Chassis No. 118 1016 100	1	113, 114, 117, 118, 151, 152
(1)	113 819 715 A	Fresh and warm air vent, left from Chassis No. 119 000 001 up to 110 3100 000	1	113, 114, 117, 118, 151, 152
(1)	113 819 716	Fresh air vent, right up to Chassis No. 118 1016 100	1	113, 117, 151
(1)	113 819 716 A	Fresh and warm air vent, right from Chassis No. 119 000 001 up to 110 3100 000	1	113, 117, 151
(1)	114 819 716	Fresh air vent, right up to Chassis No. 118 1016 100	1	114, 118, 152
(1)	114 819 716 A	Fresh and warm air vent, right from Chassis No. 119 000 001 up to 110 3100 000	1	114, 118, 152
2	113 819 447	Trim plate – Air vent, left from Chassis No. 111 2000 001 043 grey-black	1	113, 114, 117, 118
(2)	113 819 448	Trim plate – Air vent, right from Chassis No. 111 2000 001 043 grey-black	1	113, 114, 117, 118



Key No.	Part No.	Description	Quantity	Type and model
3	113 819 455	Trim frame – Air vent trim plate, left from Chassis No. 111 2000 001	1	113, 114, 117, 118
(3)	113 819 456	Trim frame – Air vent trim plate, right from Chassis No. 111 2000 001	1	113, 114, 117, 118
4	311 819 465	Trim plate – Ventilation from Chassis No. 112 2000 001	6	113, 114, 117, 118
5	113 819 467	Cover – Ventilation, left from Chassis No. 111 2000 001 up to 111 3200 000	1	113, 114, 117, 118
(5)	113 819 468	Cover – Ventilation, right from Chassis No. 111 2000 001 up to 111 3200 000	1	113, 114, 117, 118
(6)	113 819 505	Fresh air regulator up to Chassis No. 110 3100 000	1	113, 114, 117, 118, 151, 152
6	113 819 505 A	Fresh air control from Chassis No. 111 2000 001	1	113, 114, 117, 118, 151, 152
(7)	N 14 138 9	Screw, fillister head AM 6×10 up to Chassis No. 110 3100 000	2	113, 114, 117, 118, 151, 152
7	N 13 976 1	Tapping screw, fillister head B 6,3×13 from Chassis No. 111 2000 001	2	113, 114, 117, 118, 151, 152
(8)	N 11 695 2	Washer 6.1 up to Chassis No. 110 3100 000	2	113, 114, 117, 118, 151, 152
8	N 11 652 1	Washer 7 from Chassis No. 111 2000 001	2	113, 114, 117, 118, 151, 152
9	311 259 197	Clamping plate up to Chassis No. 110 3100 000	2	113, 114, 117, 118, 151, 152
10	311 259 325 B	Clip – Fresh air control cables up to Chassis No. 110 3100 000	2	113, 114, 117, 118, 151, 152
11	113 819 511 A	Fresh air control box up to Chassis No. 150 3100 000	1 1	113, 114, 117, 118 151, 152
12	N 13 966 1	Tapping screw, fillister head B 4.2×13 up to Chassis No. 111 2000 001	3	113, 114, 117, 118, 151, 152
13	N 11 664 3	Washer 4.1 up to Chassis No. 110 3100 000	3	113, 114, 117, 118, 151, 152
14	N 15 426 1	Speed nut B 4.2×16.5 up to Chassis No. 110 3100 000	3	113, 114, 117, 118, 151, 152

MAIN GROUP

8

BODY

Key No.	Part No.	Description	Quantity	Type and model
15	113 819 519 B	Gasket – Fresh air control box up to Chassis No. 110 3100 000	1 1	113, 114, 117, 118 151, 152
16	113 819 533	Water drain hose from Chassis No. 111 2000 001	1	113, 114, 117, 118, 151, 152
17	113 819 539	Connection – Water drain hose up to Chassis No. 110 3100 000 from Chassis No. 111 2000 001	1 1	113, 114, 117, 118, 151, 152 M 1
18	113 819 539 A	Connection – Water drain hose from Chassis No. 111 2000 001	1	113, 114, 117, 118, 151, 152
19	*113 819 539 B	Connection – Water drain hose from Chassis No. 111 2000 001	2	M 1/M 121
20	N 11 695 2	Washer 6.1 up to Chassis No. 110 3100 000	1	113, 114, 117, 118, 151, 152
21	N 12 127 2	Shake-proof washer 6.4 up to Chassis No. 110 3100 000	1	113, 114, 117, 118, 151, 152
22	N 11 006 2	Nut, hex. M 6 up to Chassis No. 110 3100 000	1	113, 114, 117, 118, 151, 152
23	111 819 543	Water drain hose 20×345 mm – 13 19/32 in. up to Chassis No. 110 3100 000 from Chassis No. 111 2000 001	1 1	113, 114, 117, 118, 151, 152 M 1
24	113 819 595	Retainer – Water drain pipe from Chassis No. 111 2000 001	1	113, 114, 117, 118, 151, 152
25	N 12 225 1	Spring washer B 5 from Chassis No. 111 2000 001	1	113, 114, 117, 118, 151, 152
26	N 13 965 1	Tapping screw, fillister head B 4.2×9.5 from Chassis No. 111 2000 001	1	113, 114, 117, 118, 151, 152
27	113 819 597	Clamping plate for cable on fresh air control box	2	113, 114, 117, 118, 151, 152
28	113 819 599	Retainer – Cable – Fresh air control box	2	113, 114, 117, 118, 151, 152
29	N 13 968 1	Tapping screw, fillister head B 4.8×13	2	113, 114, 117, 118, 151, 152

Typ 1-6

Illustration **A 42**

8-44c

MAIN GROUP



BODY

Key No.	Part No.	Description	Quantity	Type and model
-	N 20 022 3	Plug A 8×1	x	111, 112, 115, 116
-	113 819 605	Leaf spring - Fresh air control	x	113, 114, 117, 118, 151, 152
30	113 819 607	Bush - Knob - Fresh air control on instrument panel	2	113, 114, 117, 118, 151, 152
31	113 819 635	Trim plate - Fresh air vent	2	113, 114, 117, 118
		from Chassis No. 111 2000 001		
(31)	113 819 635 A *	Trim plate - Fresh air vent	2	151, 152; M 23, M 228, M 603
		from Chassis No. 111 2000 001		
(32)	113 819 661 D *	Knob - Fresh air control	2	M 601, M 602
		up to Chassis No. 118 1016 100	2	M 23
		up to Chassis No. 110 3100 000	2	M 228, M 603
		from Chassis No. 119 000 001 up to 110 3100 000	2	
32	113 819 661 F	Knob - Fresh air control	2	113, 114, 117, 118, 151, 152
		up to Chassis No. 110 3100 000	2	113, 114, 117, 118
		from Chassis No. 111 2000 001		
(32)	113 819 661 G *	Knob - Fresh air control	2	151, 152; M 23, M 228, M 603
		from Chassis No. 111 2000 001		
33	113 819 663	Cap - Knob	2	113, 114, 117, 118, 151, 152
(34)	113 819 717	Connecting hose 45×56	2	113, 114, 117, 118, 151, 152
		up to Chassis No. 110 3100 000		
34	113 819 717 A	Connecting hose	2	113, 114, 117, 118
		from Chassis No. 111 2000 001		
(31)	113 819 719	Trim plate - Fresh air vent	2	113, 114, 117, 118, 151, 152
		up to Chassis No. 110 3100 000		
(31)	113 819 719 A *	Trim plate - Fresh air vent	2	M 601, M 602
		up to Chassis No. 118 1016 100	2	M 23
		up to Chassis No. 110 3100 000	2	M 228, M 603
		from Chassis No. 119 000 001 up to 110 3100 000	2	
35	113 819 745	* Trim plate - Fresh air vent, left	1	151, 152; M 23, M 228, M 603
		from Chassis No. 111 2000 001		
(35)	113 819 746	* Trim plate - Fresh air vent, right	1	151, 152; M 23, M 228, M 603
		from Chassis No. 111 2000 001		

USA -
68-69-70

113 819 661 D
SSB9
113 819 661 G

part for
USA

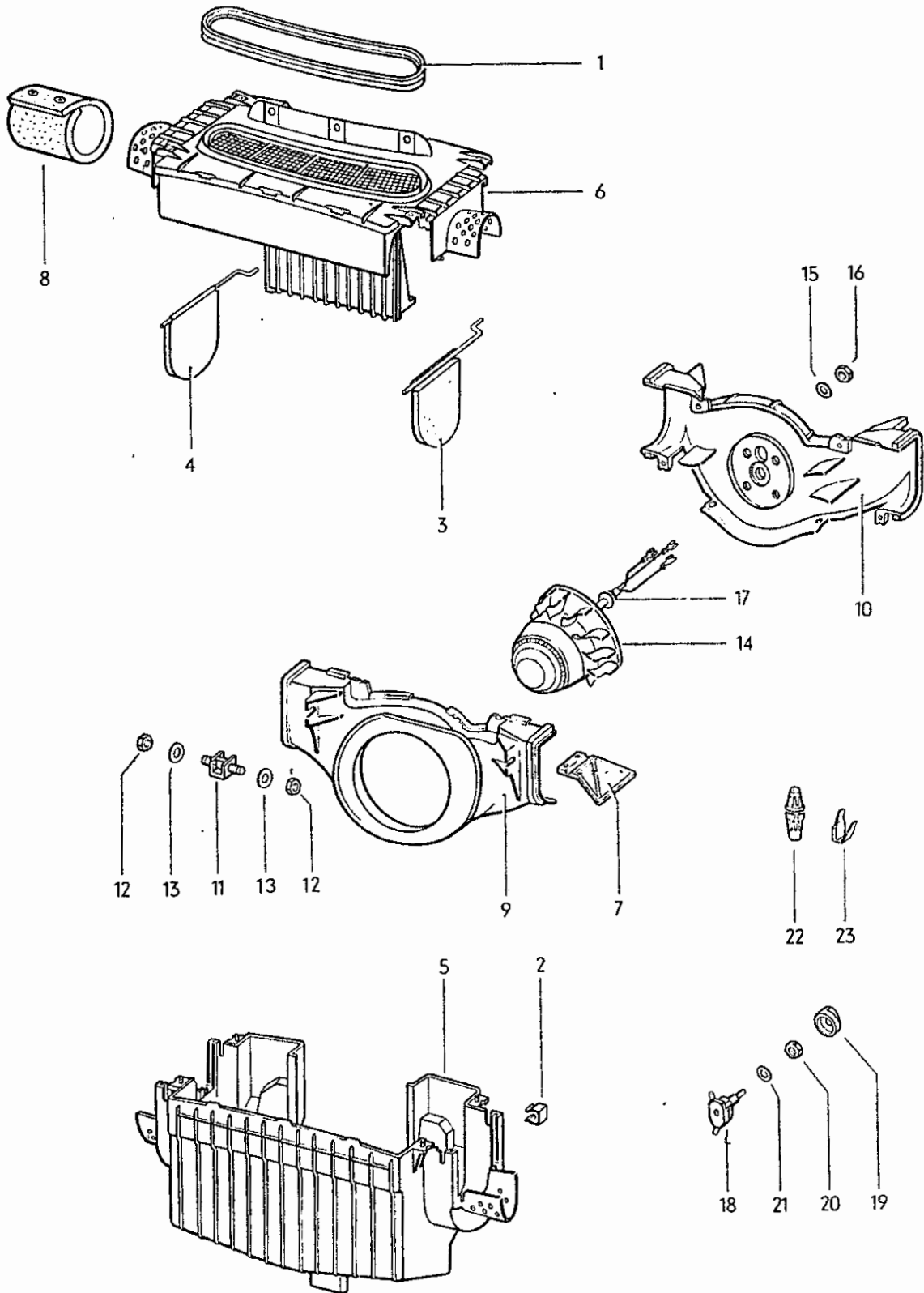
113 819 663
SSB9
133-819-663

MAIN GROUP



BODY

Key No.	Part No.	Description	Quantity	Type and model
36	113 857 113	* Clamping plate – Trim plate from Chassis No. 111 2000 001	1	151, 152; M 23, M 228, M 603
37	113 819 749	Cap – Fresh air vent from Chassis No. 119 000 001	x	
38	113 819 759	Seal – Fresh and warm air vent from Chassis No. 111 2000 001	4	113, 114, 117, 118, 151, 152
39	113 819 776 A	Cable 505 mm – 19 7/8 in. – Fresh air control	2	113, 114, 117, 118, 151, 152



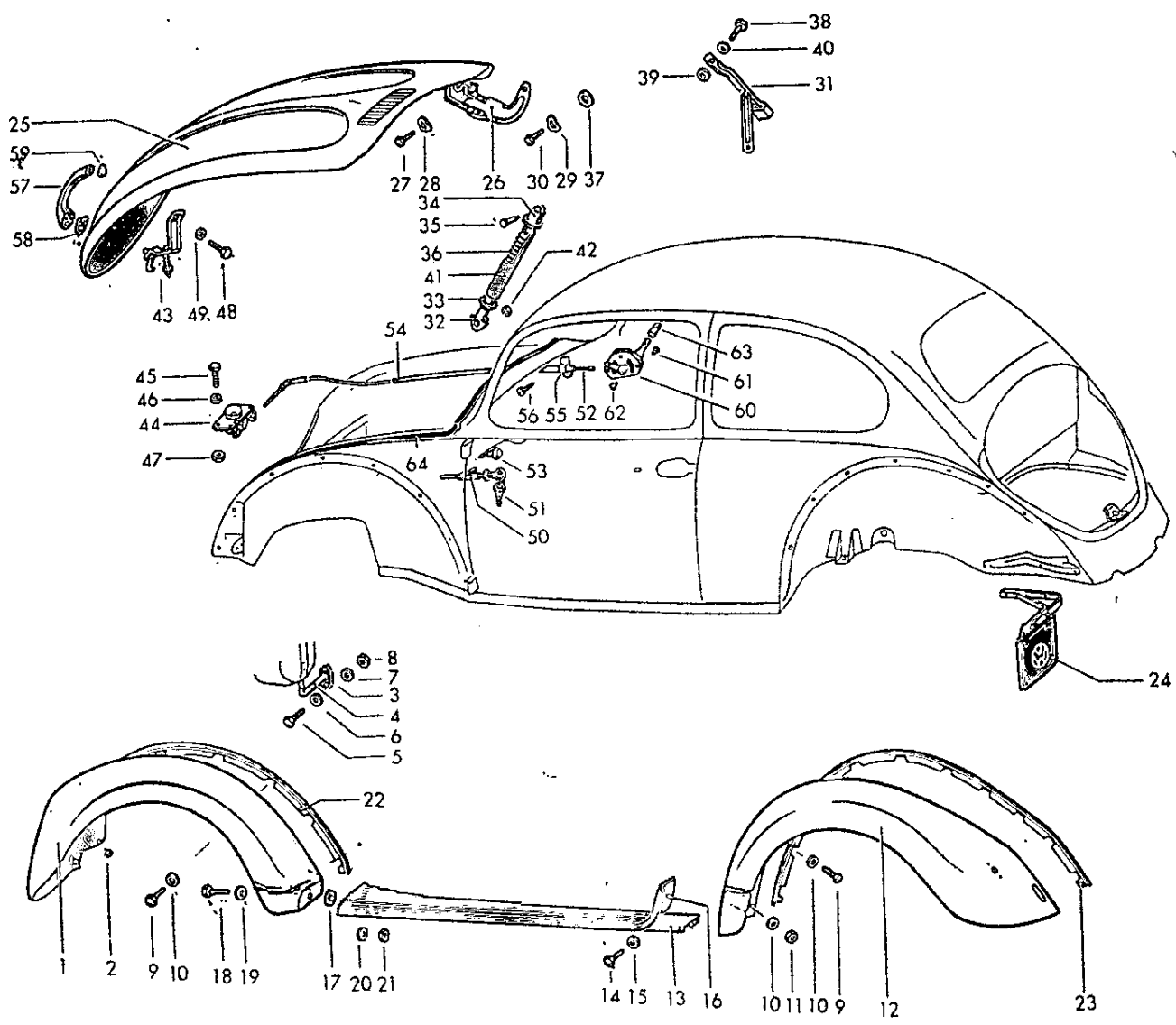
Key No.	Part No.	Description	Quantity	Type and model
FRESH AIR FAN FRESH AIR CONTROL BOX				
1	*113 819 519 C	Gasket – Fresh air control box from Chassis No. 111 2000 001	1	151, 152; M 121
2	113 819 549	Clip – Fresh air duct from Chassis No. 111 2000 001	10	151, 152; M 121
3	113 819 551 A	Fresh air flap, left from Chassis No. 111 2000 001	1	151, 152; M 121
4	113 819 552 A	Fresh air flap, right from Chassis No. 111 2000 001	1	151, 152; M 121
5	113 819 567	Fresh air control box, lower part from Chassis No. 111 2000 001	1	151, 152; M 121
6	113 819 577	Fresh air control box, upper part from Chassis No. 111 2000 001	1	151, 152; M 121
7	113 819 675	Flap in fresh air duct from Chassis No. 111 2000 001	2	151, 152; M 121
8	113 819 697	Sound absorber – Fresh air control box from Chassis No. 111 2000 001	2	151, 152; M 121
9	113 819 905	Fresh air duct, front part from Chassis No. 111 2000 001	1	151, 152; M 121
10	113 819 909	Fresh air duct, rear part from Chassis No. 111 2000 001	1	151, 152; M 121
11	411 819 757	Bonded rubber mounting from Chassis No. 111 2000 001	4	151, 152; M 121
12	N 11 006 2	Nut, hex. M 6 from Chassis No. 111 2000 001	8	151, 152; M 121
13	N 11 695 2	Washer 6.1 from Chassis No. 111 2000 001	8	151, 152; M 121
14	311 959 113	Motor – Fresh air from Chassis No. 111 2000 001	1	151, 152; M 121

MAIN GROUP



BODY

Key No.	Part No.	Description	Quantity	Type and model
15	N 11 692 2	Washer 5.1 from Chassis No. 111 2000 001	4	151, 152; M 121
16	N 11 115 1	Nut, hex. BM 5 from Chassis No. 111 2000 001	4	151, 152; M 121
17	*311 971 913	Grommet from Chassis No. 111 2000 001	1	151, 152; M 121
18	*113 959 511	Switch for fresh air fan from Chassis No. 111 2000 001	1	151, 152; M 121
(19)	*113 959 513	* Knob - Switch from Chassis No. 111 2000 001	1	151, 152; M 23/M 121, M 121/M 228, M 121/M 603
19	*113 959 513 A	Knob - Switch from Chassis No. 111 2000 001	1	M 121
20	*113 959 529	Nut, hex. M 10×1 from Chassis No. 111 2000 001	1	151, 152; M 121
21	*N 11 560 2	Washer 10.5 from Chassis No. 111 2000 001	1	151, 152; M 121
22	*111 937 091 A	Connector with fuse from Chassis No. 111 2000 001	1	151, 152; M 121
23	*111 971 511	Cable divider - Fuse box from Chassis No. 111 2000 001	1	151, 152; M 121



Key No.	Part No.	Description	Quantity	Type and model
		FENDER, SILL PANEL		111-118, 151, 152
-	111 821 021 D	Fender, front, left up to Chassis No. 3 192 506	1	
-	111 821 021 E	Fender, front, left (flashing indicator) up to Chassis No. 1 600 439	1	M 22
-	111 821 021 F	Fender, front, left (flashing indicator) from Chassis No. 1 600 440 up to 5 888 184	1	
-	111 821 021 G	Fender, front, left (flashing indicator) from Chassis No. 5 888 185 up to 117 999 000	1	
-	111 821 021 M	Fender, front, left from Chassis No. 117 000 001 up to 117 999 000 from Chassis No. 118 000 001 (see VW Parts Service Bulletin 9-5)	1 1	M 611 111, 112, 115, 116
-	111 821 021 P	Fender, front, left from Chassis No. 111 2000 001	1	113, 114, 117, 118, 151, 152
1	113 821 021 M <i>U.S.A.</i>	Fender, front, left from Chassis No. 118 000 001 up to 110 3100 000 from Chassis No. 111 2000 001 (see VW Parts Service Bulletin 9-5)	1 1	113, 114, 117, 118, 151, 152 M 1
-	111 821 022 M	Fender, front, right from Chassis No. 117 000 001 up to 117 999 000 from Chassis No. 118 000 001 (see VW Parts Service Bulletin 9-5)	1 1	M 611 111, 112, 115, 116
-	111 821 022 P	Fender, front, right from Chassis No. 111 2000 001	1	113, 114, 117, 118, 151, 152
-	113 821 022 D	Fender, front, right up to Chassis No. 3 192 506	1	
-	113 821 022 E	Fender, front, right (flashing indicator) up to Chassis No. 1 600 439	1	M 22
-	113 821 022 F	Fender, front, right (flashing indicator) from Chassis No. 1 600 440 up to 5 888 184	1	



Key No.	Part No.	Description	Quantity	Type and model
-	113 821 022 G	Fender, front, right (flashing indicator) from Chassis No. 5 888 185 up to 117 999 000	1	
-	113 821 022 M	Fender, front, right from Chassis No. 118 000 001 up to 110 3100 000 from Chassis No. 111 2000 001 (see VW Parts Service Bulletin 9-5)	1 1	113, 114, 117, 118, 151, 152 M 1
	<i>USA</i>			
2	N 20 022 3	Plug A 8×1	4	
3	111 821 129	Flange – Headlamp housing retainer up to Chassis No. 2 528 667	2	
4	111 821 131	Retainer – Headlamp housing up to Chassis No. 2 528 667	2	
5	N 10 215 4	Bolt, hex. head M 6×15 up to Chassis No. 2 528 667	4	
6	N 11 695 2	Washer 6.1 up to Chassis No. 2 528 667	4	
7	N 12 226 2	Spring washer B 6 up to Chassis No. 2 528 667	4	
8	N 11 006 2	Nut, hex. M 6 up to Chassis No. 2 528 667	4	
9	*111 821 145	Bolt, hex. head – Fender mounting up to Chassis No. 116 1021 300 from Chassis No. 117 000 001	36 38	
10	*111 821 149 A <i>SS 84</i> <i>131-821-150</i>	Spring washer – Fender mounting	38	
-	211 821 149	Spring washer 8.1×24 from Chassis No. 117 000 001	2	M 47
11	N 11 008 B	Nut, hex. M 8 up to Chassis No. 116 1021 300	2	
-	111 821 305 J	Fender, rear, left up to Chassis No. 117 999 000 from Chassis No. 118 000 001	1 1	111, 112, 115, 116
-	111 821 305 K	Fender, rear, left (bumper guards) from Chassis No. 1 – 929 746 up to 110 3100 000	1	M 107
12	111 821 305 L	Fender, rear, left from Chassis No. 118 000 001	1	113, 114, 117, 118, 151, 152

Key No.	Part No.	Description	Quantity	Type and model
-	111 821 306 J	Fender, rear, right up to Chassis No. 117 999 000 from Chassis No. 118 000 001	1 1	111, 112, 115, 116
-	111 821 306 K	Fender, rear, right (bumper guards) from Chassis No. 1 - 929 746 up to 110 3100 000	1	M 107
-	111 821 306 L	Fender, rear, right from Chassis No. 118 000 001	1	113, 114, 117, 118, 151, 152
13	113 821 509	Sill panel, left up to Chassis No. 110 3100 000	1	
-	113 821 509 A	Sill panel, left from Chassis No. 111 2000 001	1	
-	113 821 510	Sill panel, right up to Chassis No. 110 3100 000	1	
-	113 821 510 A	Sill panel, right from Chassis No. 111 2000 001	1	
14	N 10 215 4	Bolt, hex. head M 6×15	8	
15	N 11 695 2	Washer 6.1	8	
16	111 821 531 A	Cover - Sill panel, left	1	
	1/45 - 7/60	041 black		
	8/60 - 7/67	041 black (vehicle color: black, Jupiter grey, ruby red, sea blue, anthracite, Java green, sea sand)		
	8/60 - 7/61	017 glacier blue (vehicle color: pastel blue)		
	8/60 - 7/63	290 satin blue (vehicle color: gulf blue)		113, 114, 117, 118, 151, 152
	8/60 - 7/63	018 sand beige (vehicle color: pearl white)		113, 114, 117, 118, 151, 152
	8/63 - 7/65	468 sand stone (vehicle color: pearl white)		113, 114, 117, 118, 151, 152
	8/61 - 7/63	262 citrous yellow (vehicle color: beryl green)		
	8/60 - 7/63	388 como green (vehicle color: turquoise)		
	2/63 - 7/63	041 black (vehicle color: gulf blue)		111, 112, 115, 116
	8/63 - 7/64	041 black (vehicle color: Panama beige, Bahama blue, pearl white)		113, 114, 117, 118, 151, 152
	8/64 - 7/65	468 sand stone (vehicle color: Panama beige)		
	8/64 - 7/65	961 lead grey 65 (vehicle color: fontana grey)		



Key No.	Part No.	Description	Quantity	Type and model
	8/64 - 7/65	956 Alpine blue (vehicle color: Bahama blue)		
	8/65 - 7/66	949 caramel (vehicle color: pearl white - 59)		113, 114, 117, 118, 151, 152
	8/65 - 7/66	041 black (vehicle color: pearl white - 75)		113, 114, 117, 118, 151, 152
	8/65 - 7/66	041 black (vehicle color: fontana grey)		113, 114, 117, 118, 151, 152
	8/65 - 7/67	041 black (vehicle color: pearl white, fontana grey)		111, 112, 115, 116
	8/66 -	041 black		151, 152
	8/66 - 7/67	595 fontana grey (vehicle color: fontana grey)		113, 114, 117, 118
	8/66 - 7/67	620 savanna beige (vehicle color: Lotus white)		113, 114, 117, 118
	8/67 - 7/68	620 savanna beige (vehicle color: Lotus white)		113, 114, 117, 118
	8/66 - 7/68	639 zenith blue (vehicle color: zenith blue)		113, 114, 117, 118
	8/66 - 7/68	041 black (vehicle color: black, royal red, VW-blue, ruby red, Java green, chinchilla, Delta green)		111-118
	8/68 -	041 black		111-118
-	111 821 532 A	Cover - Sill panel, right	1	
	1/45 - 7/60	041 black		
	8/60 - 7/67	041 black (vehicle color: black, Jupiter grey, ruby red, sea blue, anthracite, Java green, sea sand)		
	8/60 - 7/61	017 glacier blue (vehicle color: pastel blue)		
	8/60 - 7/63	290 satin blue (vehicle color: gulf blue)		113, 114, 117, 118, 151, 152
	8/60 - 7/63	018 sand beige (vehicle color: pearl white)		113, 114, 117, 118, 151, 152
	8/63 - 7/65	468 sand stone (vehicle color: pearl white)		113, 114, 117, 118, 151, 152
	8/61 - 7/63	262 citrous yellow (vehicle color: beryl green)		
	8/60 - 7/63	388 como green (vehicle color: turquoise)		
	2/63 - 7/63	041 black (vehicle color: gulf blue)		111, 112, 115, 116
	8/63 - 7/64	041 black (vehicle color: Panama beige, Bahama blue, pearl white)		113, 114, 117, 118, 151, 152
	8/64 - 7/65	468 sand stone (vehicle color: Panama beige)		
	8/64 - 7/65	961 lead grey 65 (vehicle color: fontana grey)		
	8/64 - 7/65	956 Alpine blue (vehicle color: Bahama blue)		
	8/65 - 7/66	949 caramel (vehicle color: pearl white - 59)		113, 114, 117, 118, 151, 152
	8/65 - 7/66	041 black (vehicle color: pearl white - 75)		113, 114, 117, 118, 151, 152

Key No.	Part No.	Description	Quantity	Type and model
	8/65 - 7/66	041 black (vehicle color: fontana grey)		113, 114, 117, 118, 151, 152
	8/65 - 7/67	041 black (vehicle color: pearl white, fontana grey)		111, 112, 115, 116
	8/66 -	041 black		151, 152
	8/66 - 7/67	595 fontana grey (vehicle color: fontana grey)		113, 114, 117, 118
	8/66 - 7/67	620 savanna beige (vehicle color: Lotus white)		113, 114, 117, 118
	8/66 - 7/68	620 savanna beige (vehicle color: Lotus white)		113, 114, 117, 118
	8/67 - 7/68	639 zenith blue (vehicle color: zenith blue)		113, 114, 117, 118
	8/66 - 7/68	041 black (vehicle color: black, royal red, VW-blue, ruby red, Java green, chinchilla, Delta green)		111-118
	8/68 -	041 black		111-118
17	*111 821 545	Rubber washer between fender and sill panel	4	
18	*N 10 241 3	Bolt, hex. head M 8x22	4	
19	N 11 654 2	Washer 9.5	4	
20	*N 11 670 1	Washer 8.1	4	
21	*N 11 008 8	Nut, hex. M 8	4	
22	111 821 705 A	* Beading - Front fender up to Chassis No. 110 3100 000 from Chassis No. 111 2000 001	2 2	111, 112, 115, 116; M 1, M 108, M 110
	8/61 - 7/63	398 pacific		
	8/66 - 7/70	620 savanna beige		
	8/67 - 7/70	30 A royal red		
	8/67 - 7/70	70 F chinchilla		
	8/68 - 7/69	60 B Peru green		
	8/68 - 7/70	19 K Yukon yellow		
	8/69 - 7/71	20 D clementine		
	8/69 - 7/71	60 D elm green		
	8/69 - 7/71	66 B deep sea green		
	8/70 - 7/71	12 D shantung yellow		
	8/70 - 7/71	31 F iberian red		
	8/70 - 7/71	50 D sapphire blue		
	8/69 -	90 D pastel white		
	8/70 -	31 V Colorado red		
	8/70 -	54 D marina blue		
	8/70 -	91 D Kansas beige		
	8/70 -	96 V silver 70		
	8/70 -	885 gemini blue		
	8/71 -	10 B Texas yellow		
	8/71 -	20 B brilliant orange		
	8/71 -	30 B kasan red		
	8/71 -	51 B gentian blue		
	8/71 -	60 S turquoise 72		
	8/71 -	61 B Sumatra green		



Key No.	Part No.	Description	Quantity	Type and model
-	113 821 705	Beading - Front fender	2	113, 114, 117, 118, 151, 152
		from Chassis No. 111 2000 001		
	8/70 - 7/71	12 D shantung yellow		
	8/70 - 7/71	20 D clementine		
	8/70 - 7/71	31 F iberian red		
	8/70 - 7/71	50 D sapphire blue		
	8/70 - 7/71	60 D elm green		
	8/70 - 7/71	66 B deep sea green		
	8/70 -	31 V Colorado red		
	8/70 -	041 black		
	8/70 -	54 D marina blue		
	8/70 -	90 D pastel white		
	8/70 -	91 D Kansas beige		
	8/70 -	96 V silver 70		
	8/70 -	885 gemini blue		
	8/71 -	10 B Texas yellow		
	8/71 -	20 B brilliant orange		
	8/71 -	30 B kasan red		
	8/71 -	51 B gentian blue		
	8/71 -	60 S turquoise 72		
	8/71 -	61 B sumatra green		
-	111 821 707	* Beading - Fender front and rear	x	
	1/54 -	041 black		
	8/60 - 7/63	380 turquoise		
	8/60 - 7/63	478 beryl green		
	8/60 - 7/67	087 pearl white		
	8/60 - 7/67	456 ruby red		
	8/61 - 7/64	469 anthracite		
	8/63 - 7/66	360 sea blue		
	8/64 - 7/65	572 Panama beige		
	8/64 - 7/66	519 Bahama blue		
	8/64 - 7/67	595 fontana grey		
	8/64 - 7/67	518 Java green		
	8/65 - 7/66	568 sea sand		
	8/65 - 7/68	633 VW blue		
	8/65 - 7/68	639 zenith blue		
	8/66 - 7/68	282 lotus white		
	8/67 - 7/68	610 Delta green		
	8/68 - 7/69	90 C toga white		
	8/68 - 7/70	50 B diamond blue		
	8/68 - 7/70	630 cobalt blue		
23	111 821 715 A	Beading - Rear fender	2	
	8/61 - 7/63	398 pacific		
	8/64 - 7/66	519 Bahama blue		
	8/66 - 7/70	620 savanna beige		
	8/67 - 7/68	610 Delta green		
	8/67 - 7/70	30 A royal red		
	8/67 - 7/70	70 F chinchilla		
	8/68 - 7/69	60 B Peru green		
	8/68 - 7/69	90 C toga white		
	8/68 - 7/70	19 K Yukon yellow		
	8/68 - 7/70	50 B diamond blue		
	8/69 - 7/71	20 D clementine		
	8/69 - 7/71	60 D elm green		
	8/69 - 7/71	66 B deep sea green		
	8/70 - 7/71	12 D shantung yellow		
	8/70 - 7/71	31 F iberian red		
	8/70 - 7/71	50 D sapphire blue		

Key No.	Part No.	Description	Quantity	Type and model
	8/69 -	90 D pastel white		
	8/70 -	31 V Colorado red		
	8/70 -	54 D marina blue		
	8/70 -	91 D Kansas beige		
	8/70 -	96 V silver 70		
	8/70 -	885 gemini blue		
	8/71 -	10 B Texas yellow		
	8/71 -	20 B brilliant orange		
	8/71 -	30 B kasan red		
	8/71 -	51 B gentian blue		
	8/71 -	60 S turquoise 72		
	8/71 -	61 B Sumatra green		
-	111 821 805 B	1 set of mud flaps (black) with brackets up to Chassis No. 117 999 000	1	
-	111 821 805 C	1 set of mud flaps (white) with brackets up to Chassis No. 117 999 000	1	
24	113 821 805	1 set of mud flaps (black) with brackets from Chassis No. 118 000 001	1	
-	113 821 805 A	1 set of mud flaps (white) with brackets from Chassis No. 118 000 001	1	
-	111 821 811 E	Mud flap, left with bracket (black) up to Chassis No. 117 999 000	1	
-	111 821 811 F	Mud flap, left with bracket (white) up to Chassis No. 117 999 000	1	
-	113 821 811	Mud flap, left with bracket (black) from Chassis No. 118 000 001	1	
-	113 821 811 A	Mud flap, left with bracket (white) from Chassis No. 118 000 001	1	
-	111 821 812 F	Mud flap, right with bracket (black) up to Chassis No. 117 999 000	1	
-	111 821 812 G	Mud flap, right with bracket (white) up to Chassis No. 117 999 000	1	
-	113 821 812	Mud flap, right with bracket (black) from Chassis No. 118 000 001	1	
-	113 821 812 A	Mud flap, right with bracket (white) from Chassis No. 118 000 001	1	
-	111 821 823 B	Bracket, rear - Mud flap left from Chassis No. 116 000 001	1	M 74
-	111 821 824 B	Bracket, rear - Mud flap right from Chassis No. 116 000 001	1	M 74
-	111 821 825 A	Bracket, front - Mud flap left up to Chassis No. 116 1021 300	1	M 74
-	111 821 825 B	Bracket, front - Mud flap left from Chassis No. 117 000 001	1	M 74
-	111 821 826 C	Bracket, front - Mud flap right from Chassis No. 117 000 001	1	M 74



Key No.	Part No.	Description	Quantity	Type and model
FRONT HOOD				
-	111 823 031 A	Hood, front up to Chassis No. 117 999 000	1	
-	111 823 031 C	Hood, front from Chassis No. 118 000 001 up to 110 3100 000 from Chassis No. 118 000 001	1 1	M 110 111, 112, 115, 116
25	113 823 031 J L	Hood, front from Chassis No. 118 000 001 up to 110 3100 000 from Chassis No. 111 2000 001 <i>USE 113 853 505 L</i>	1 1	113, 114, 117, 118, 151, 152 M 1, M 108, M 110
-	113 823 031 J	Hood, front from Chassis No. 111 2000 001	1	113, 114, 117, 118, 151, 152
26	111 823 301 C	Hood hinge	2	
27	N 10 238 7	Bolt, hex. head M 8×15 up to Chassis No. 4 010 994 from Chassis No. 4 010 995 up to 115 999 000 from Chassis No. 4 010 995 up to 115 999 000 from Chassis No. 116 000 001	3 3 4 4	111, 112, 115, 116 113, 114, 117, 118, 151, 152
28	131 821 150	Washer up to Chassis No. 4 010 994 from Chassis No. 4 010 995 up to 115 999 000 from Chassis No. 4 010 995 up to 115 999 000 from Chassis No. 116 000 001	3 3 4 4	111, 112, 115, 116 113, 114, 117, 118, 151, 152
29	111 837 201	Spring washer	2	
30	111 823 345	Bolt, hex. head	2	
31	111 823 315	Hinge stay - Front hood up to Chassis No. 4 010 994 from Chassis No. 4 010 995 up to 115 999 000	1 1	111, 112, 115, 116
32	113 823 319 B	Guide rod - Support spring from Chassis No. 4 010 995 up to 115 999 000 from Chassis No. 116 000 001	2 2	113, 114, 117, 118, 151, 152



Key No.	Part No.	Description	Quantity	Type and model
33	113 823 325	Spring seat, lower from Chassis No. 4 010 995 up to 115 999 000 from Chassis No. 116 000 001	2 2	113, 114, 117, 118, 151, 152
34	113 823 329	Guide piece, upper from Chassis No. 4 010 995 up to 115 999 000 from Chassis No. 116 000 001	2 2	113, 114, 117, 118, 151, 152
35	113 823 335	Pin from Chassis No. 4 010 995 up to 115 999 000 from Chassis No. 116 000 001	2 2	113, 114, 117, 118, 151, 152
-	113 823 337	Support spring - Hood from Chassis No. 4 010 995 up to 115 999 000 from Chassis No. 116 000 001 up to 117 999 000	2 2	113, 114, 117, 118, 151, 152
36	113 823 337 B	Support spring - Hood from Chassis No. 118 000 001 up to 110 21200 000 from Chassis No. 111 2000 001	2 2	111, 112, 115, 116; M 1
-	113 823 337 C	Support spring - Hood from Chassis No. 111 2000 001	2	113, 114, 117, 118, 151, 152
37	113 823 339	Washer 8x40 - Hood hinge from Chassis No. 4 010 995 up to 115 999 000 from Chassis No. 116 000 001	2 2	113, 114, 117, 118, 151, 152
38	111 823 345	Bolt, hex. head - Front hood hinge stay from Chassis No. 1 - 575 415 up to 4 010 994 from Chassis No. 4 010 995 up to 115 999 000	2 2	111, 112, 115, 116
-	211 827 345	Bolt, hex. head - Front hood hinge stay up to Chassis No. 1 - 575 414	2	
39	N 11 670 1	Washer 8.1 up to Chassis No. 4 010 994 from Chassis No. 4 010 995 up to 115 999 000	2 2	111, 112, 115, 116
40	111 823 349	Spring washer - Front hood hinge stay up to Chassis No. 4 010 994 from Chassis No. 4 010 995 up to 115 999 000	2 2	111, 112, 115, 116
41	113 823 355	Cover - Support spring from Chassis No. 4 010 995	2	113, 114, 117, 118, 151, 152



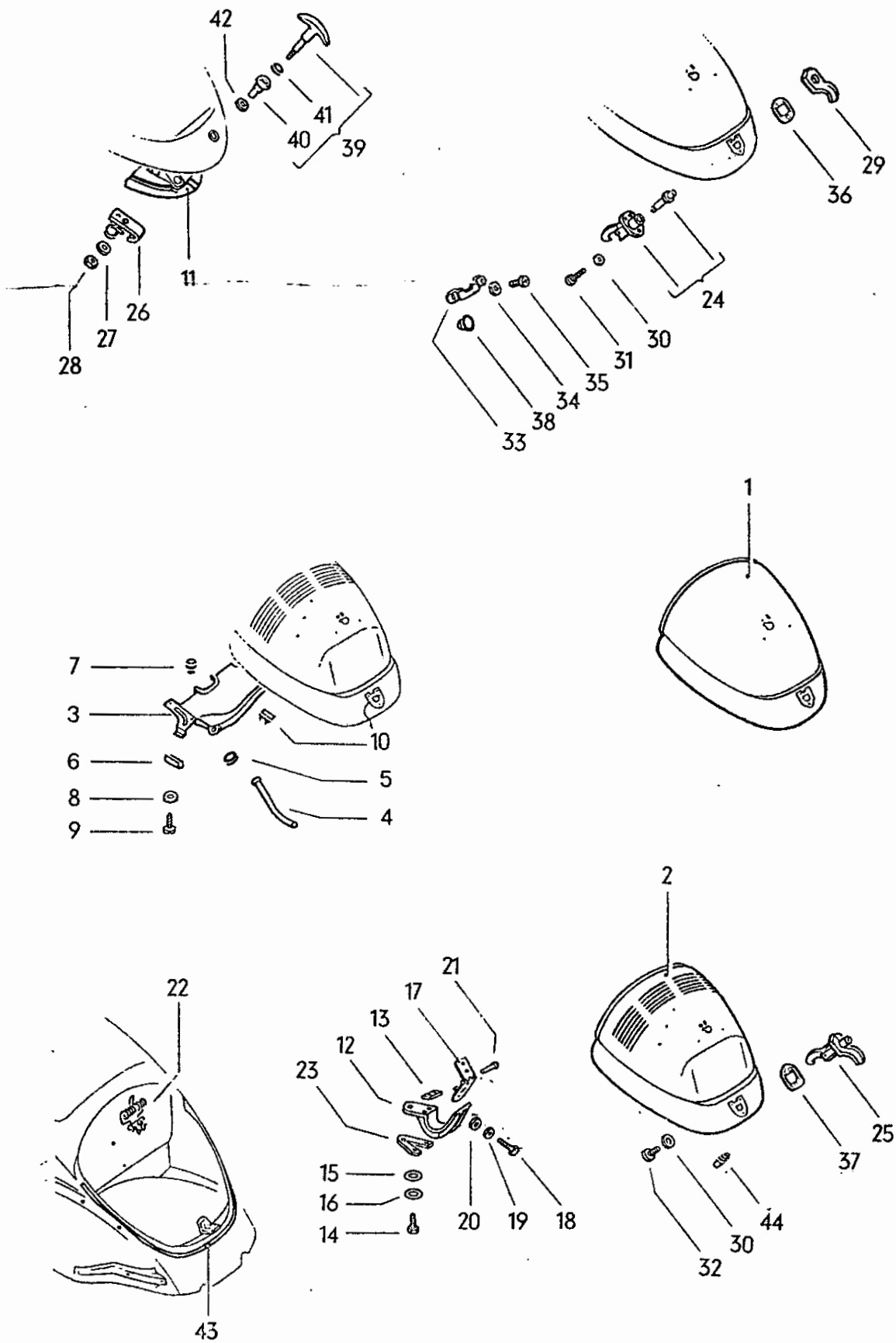
Key No.	Part No.	Description	Quantity	Type and model
42	N 12 437 1	Lock washer 7 from Chassis No. 4 010 995 up to 115 999 000	2	113, 114, 117, 118, 151, 152
		from Chassis No. 116 000 001	2	
-	111 823 461	Release loop for Release cable – Tank filler flap .. from Chassis No. 118 000 001 up to 110 21200 000	1	
		from Chassis No. 111 2000 001	1	111, 112, 115, 116; M 1
-	111 823 461 A	Loop – Release cable from Chassis No. 111 2000 001	1	113, 114, 117, 118, 151, 152
-	111 827 505	Lock – Front hood up to Chassis No. 1 – 102 947	1	111, 112
-	111 823 507 A	Lock carrier with pin from Chassis No. 1 – 102 948 up to 117 999 000	1	
43	111 823 507 ^F / _F	Lock pin carrier – Hood lock from Chassis No. 118 000 001 (only use together with 113 823 565 F)	1	
-	111 823 509 B	Lock on apron from Chassis No. 1 – 102 948 up to 117 999 000	1	111-118, 151
-	111 823 509 C	Lock – Panel from Chassis No. 118 000 001 up to 118 1016 100	1	111-118, 152
		from Chassis No. 111 2000 001	1	114, 118, 152
-	152 823 509	Lock on apron up to Chassis No. 157 999 000	1	152
44	152 823 509 B	Lock – Panel from Chassis No. 158 000 001 up to 158 1016 100	1	151
		from Chassis No. 119 000 001 up to 110 21200 000	1	
		from Chassis No. 111 2000 001	1	111, 112, 113, 115, 116, 117, 151
45	N 10 201 2	Bolt, hex. head M 4×8 from Chassis No. 118 000 001	4	
46	N 12 004 1	Lock washer B 4 from Chassis No. 118 000 001	4	
47	N 11 004 2	Nut, hex. M 4 from Chassis No. 118 000 001	4	
48	N 10 212 3	Bolt, hex. head M 6×12 up to Chassis No. 117 999 000	5	
		from Chassis No. 118 000 001	2	

Key No.	Part No.	Description	Quantity	Type and model
-	211 805 243	Washer up to Chassis No. 117 999 000	5	
49	N 12 226 2	Spring washer B 6 from Chassis No. 118 000 001	2	
-	N 11 006 2	Nut, hex. M 6 up to Chassis No. 117 999 000	3	
-	111 823 521	Cover plate - Hood lock from Chassis No. 1 - 102 948 up to 117 999 000	1	
-	151 823 523	Seal - Hood lock control from Chassis No. 158 000 001	1	151, 152
-	151 823 525	Knob with lock - Front hood cable (SG profile) .. up to Chassis No. 157 999 000	1	151, 152
-	151 823 525 A	Knob with lock - Front hood cable (SE profile) .. up to Chassis No. 157 999 000	1	151, 152
50.	151 823 525 B	Knob with lock - Front hood cable (SC profile) .. up to Chassis No. 157 999 000	1	151, 152
-	151 823 525 C	Knob with lock - Front hood cable (SU profile) .. up to Chassis No. 157 999 000	1	151, 152
-	151 823 525 D	Knob with lock - Front hood cable (SV profile) .. up to Chassis No. 157 999 000	1	151, 152
-	151 823 525 E	Hood lock control, front with knob from Chassis No. 158 000 001 up to 158 1016 100	1	151, 152
51	111 837 219 A 1/52 - 7/59 8/59 - 7/60 8/60 - 7/67 8/60 - 7/67 8/60 - 7/67	Key (specify key number) S60 profile G, SG S72 profile SE S73 profile SC S74 profile SU S75 profile SV	2	151, 152
52	112 823 531 SS B7 1134823.531G	Cable - Front hood lock, 1910 mm from Chassis No. 119 000 001 up to 110 21200 000	1	



Key No.	Part No.	Description	Quantity	Type and model
-	113 823 531 G	Cable - Front hood lock, 1940 mm from Chassis No. 111 2000 001	1	
-	N 12 807 1	Sleeve 2.5x5 from Chassis No. 119 000 001	1	
-	151 823 531	Cable - Front hood lock from Chassis No. 158 000 001	1	151, 152
-	343 823 531 A	Cable - Front hood lock from Chassis No. 1 - 102 948 up to 117 999 000 (shorten to 1395 mm)	1	
53	111 823 533 8/67 - 7/68	Knob with spring - Lock cable, front from Chassis No. 118 000 001 up to 118 1016 100 043 grey-black	1	
-	311 823 543 B	Cable - Front hood lock (length 1600 mm) without knob from Chassis No. 118 000 001 up to 118 1016 100 (shorten to 1250 mm)	1	111-118
-	113 823 553	Guide tube - Front hood lock cable from Chassis No. 111 2000 001	1	113, 117, 151
-	114 823 553	Guide tube - Front hood lock cable from Chassis No. 111 2000 001	1	114, 118, 152
54	412 823 557 A	Conduit tube 4/6 mm dia. x 2940 mm - Front hood cable from Chassis No. 158 000 001 up to 158 1016 100 from Chassis No. 119 000 001 up to 110 21200 000 from Chassis No. 111 2000 001 (shorten to 1500 mm for LHD shorten to 1700 mm for RHD)	1 1 1	151, 152 111, 112, 115, 116; M 1
55	411 823 563	Clamp - Conduit tube from Chassis No. 119 000 001 up to 110 21200 000 from Chassis No. 111 2000 001	1 1	111, 112, 115, 116; M 1
56	N 13 957 3	Tapping screw, fillister head BZ 3.5x9.5 from Chassis No. 119 000 001 up to 110 21200 000 from Chassis No. 111 2000 001	1 1	111, 112, 115, 116; M 1
-	113 823 565 A	Handle - Front hood (chromium plated) up to Chassis No. 117 999 000	1	
57	113 823 565 F	Handle - Front hood (chromium plated) from Chassis No. 118 000 001 (only use together with 111 823 507 E)	1	

Key No.	Part No.	Description	Quantity	Type and model
-	111 823 579	Packing lower - Front hood handle 111 823 565/113 823 565/C up to Chassis No. 117 999 000	1	
-	113 823 579	Packing lower - Front hood handle 113 823 565 A up to Chassis No. 117 999 000	1	
58	113 823 579 A	Packing lower - Hood handle 113 823 565 B/F .. from Chassis No. 118 000 001	1	
-	111 823 581 B	Packing upper - Front hood handle 111 823 565/113 823 565/C up to Chassis No. 117 999 000	1	
-	113 823 581	Packing upper - Front hood handle 113 823 565 A up to Chassis No. 117 999 000	1	
59	113 823 581 A	Packing upper - Hood handle 113 823 565 B/F ... from Chassis No. 118 000 001	1	
60	111 823 651	Hood release mechanism in glove compartment .. from Chassis No. 119 000 001	1	111, 113, 115, 117, 151
-	112 823 651	Hood release mechanism in glove compartment .. (RHD) from Chassis No. 119 000 001	1	112, 114, 116, 118, 152
61	N 13 530 2	Rivet head K 4×11 from Chassis No. 119 000 001 up to 110 3100 000 from Chassis No. 111 2000 001	2 4	
62	N 13 506 3	Rivet body AN 4×8×6 from Chassis No. 119 000 001 up to 110 3100 000 from Chassis No. 111 2000 001	2 4	
63	411 823 665	Lever - Hood release mechanism from Chassis No. 119 000 001	1	
64	113 823 731 B	Weatherstrip - Front hood from Chassis No. 119 000 001	1	
-	111 837 807 A	Sound absorber - Cover, front (self adhesive) ... from Chassis No. 111 2000 001	1	113, 114, 117, 118, 151, 152



Key No.	Part No.	Description	Quantity	Type and model
REAR HOOD				111-118, 151, 152
(1)	111 827 025 L	Hood rear up to Chassis No. 116 1021 300	1	111-118
(1)	111 827 025 K	Hood rear from Chassis No. 117 000 001 up to 117 999 000	1	111-118
(1)	111 827 025 R	Hood rear from Chassis No. 118 000 001 up to 110 3100 000 (for models 113, 114, 117, 118, drill holes for sign)	1	111-118
(1)	111 827 025 S	Hood rear from Chassis No. 111 2000 001 up to 111 3200 000	1	111, 112, 115, 116; M 1/M 88, M 88
1	111 827 025 AC	Hood rear from Chassis No. 112 2000 001	1	111, 112, 115, 116; M 52, M 88, M 1/M 88
(1)	113 827 025 C	Hood rear from Chassis No. 158 000 001 up to 159 1200 000	1	151, 152
	<i>SS</i>		1	113, 114, 117, 118
(2)	113 827 025 G	Hood rear from Chassis No. 111 2000 001 up to 111 3200 000	1	113, 114, 117, 118; M 1, M 1/M 87, M 52, M 87
	<i>BY</i>			
2	113 827 025 AC	Hood rear from Chassis No. 112 2000 001	1	113, 114, 117, 118, 151, 152; M 1, M 1/M 87, M 87
	<i>113 827 025 G</i>			
(1)	151 827 025 F	Hood rear up to Chassis No. 156 1021 300	1	151, 152
(1)	151 827 025 G	Hood rear from Chassis No. 157 000 001 up to 157 999 000	1	151, 152
(2)	151 827 025 K	Hood rear from Chassis No. 150 2000 001 up to 151 3200 000	1	151, 152
(3)	151 827 071 A	Water drain plate - Hood up to Chassis No. 5 677 117	1	151, 152
(3)	151 827 071 B	Water drain plate - Hood from Chassis No. 5 677 118 up to 156 1021 300	1	151, 152
3	151 827 071 E	Water drain plate - Hood from Chassis No. 150 2000 001 up to 150 3100 000 from Chassis No. 150 2000 001 up to 151 3200 000	1 1	151, 152 M 87; 151, 152



Key No.	Part No.	Description	Quantity	Type and model
(3)	113 827 073 A	Water drain plate – Hood	1	151, 152
		from Chassis No. 157 000 001 up to 159 1200 000	1	113, 114, 117, 118
		from Chassis No. 110 2000 001 up to 110 3100 000	1	M 1/M 87, M 52, M 87
4	113 827 077	Water drain tube – Hood 113 827 025 C	2	113, 114, 117, 118, 151, 152
		from Chassis No. 110 2000 001 up to 110 3100 000	2	M 1/M 87, M 52, M 87
5	113 827 079	Grommet 23.5×8.5 – Water drain hose	2	113, 114, 117, 118, 151, 152
		from Chassis No. 110 2000 001 up to 110 3100 000	2	M 1/M 87, M 52, M 87
6	113 827 083	Protective strip – Water drain plate	2	M 1/M 87, M 52, M 87
7	111 857 145	Rubber stop – Water drain plate	2	151, 152
		from Chassis No. 110 2000 001 up to 110 3100 000	2	113, 114, 117, 118
		from Chassis No. 111 2000 001 up to 111 3200 000	1	M 1/M 87, M 52, M 87
8	N 11 522 2	Washer A 4.3	4	151, 152
		from Chassis No. 110 2000 001 up to 111 3200 000	4	113, 114, 117, 118
9	N 13 970 1	Tapping screw, cheese head B 4.8×9.5	4	151, 152
		from Chassis No. 110 2000 001 up to 111 3200 000	4	113, 114, 117, 118
10	141 805 753	Weatherstrip 30 mm – 1 3/16 in. up to Chassis No. 157 999 000	2	151, 152
-	117 877 233 A	Water drain tube 600 mm – 23 5/8 in. up to Chassis No. 159 1200 000	2	151, 152
11	111 827 129	Lock carrier – Rear hood	1	up to Chassis No. 6 502 399
12	111 827 151	Hinge carrier	2	
13	111 827 171	Threaded plate – Hinge carrier	2	
14	N 10 212 3	Bolt, hex. head M 6×12	6	
15	N 12 226 2	Spring washer B 6	6	up to Chassis No. 6 502 399
16	N 11 652 1	Washer 7	6	up to Chassis No. 6 502 399

MAIN GROUP



BODY

Key No.	Part No.	Description	Quantity	Type and model
17	111 827 301	Hood hinge	2	
18	N 10 210 7	Bolt, hex. head M 6×10	4	
19	N 12 226 2	Spring washer B 6	4	
20	N 11 652 1	Washer 7	4	
21	111 827 311 B	Hinge pin	2	
(22)	111 827 329	Spring – Rear hood	1	
		from Chassis No. 115 000 001 up to 117 999 000		
22	111 827 329 A	Spring – Rear hood	1	
		from Chassis No. 118 000 001		
(22)	111 827 331	Spring – Rear hood	1	
		up to Chassis No. 1 – 869 850		
(22)	111 827 331 A	Spring – Rear hood	1	
		from Chassis No. 1 – 869 851 up to 6 502 399		
23	111 827 341	Packing – Hinge carrier	2	
		from Chassis No. 115 000 001		
24	*113 827 503	Lock – Rear hood, chromium plated	1	
		from Chassis No. 115 000 001 up to 116 1021 300		
(24)	*113 827 503 A	Lock – Rear hood, lockable, chromium plated ...	1	M 94
		from Chassis No. 115 000 001 up to 116 1021 300		
(25)	113 827 503 E	Lock – Rear hood, chromium plated	1	
		from Chassis No. 117 000 001 up to 111 3200 000		
(25)	113 827 503 F	Lock – Rear hood, lockable, chromium plated ...	1	M 94
		from Chassis No. 117 000 001 up to 111 3200 000		
25	113 827 503 G	Lock – Rear hood, chromium plated	1	
		from Chassis No. 112 2000 001		
(25)	113 827 503 H	Lock – Rear hood, lockable, chromium plated	1	M 94
		from Chassis No. 112 2000 001		

MAIN GROUP



BODY

Key No.	Part No.	Description	Quantity	Type and model
26	111 827 505	Lock – Rear hood up to Chassis No. 6 502 399	1	
27	N 12 110 1	Spring washer A 10.5 up to Chassis No. 6 502 399	1	
28	N 11 157 1	Nut, hex. M 10×1 up to Chassis No. 6 502 399	1	
29	*113 827 507 A	Lock – Rear hood, chromium plated from Chassis No. 115 000 001 up to 116 1021 300	1	
(30)	N 12 005 1	Lock washer B 5 from Chassis No. 115 000 001 up to 111 3200 000	3	
30	N 12 226 2	Spring washer B 6 from Chassis No. 112 2000 001	1	
31	N 14 131 2	Screw, fillister head AM 5×15 from Chassis No. 115 000 001 up to 116 1021 300	3	
32	N 14 130 1	Screw, fillister head AM 5×11 from Chassis No. 117 000 001 up to 111 3200 000 from Chassis No. 112 2000 001	3 1	
(33)	*111 827 513	Lock plate – Rear hood lock from Chassis No. 115 000 001 up to 116 1021 300	1	
33	111 827 513 B	Lock plate – Rear hood lock from Chassis No. 117 000 001 up to 117 999 000	1	
34	*211 805 243	Spring washer from Chassis No. 115 000 001 up to 117 999 000	2	
35	N 14 138 9	Screw, fillister head AM 6×10 from Chassis No. 115 000 001 up to 117 999 000	2	
36	111 827 517 A	Packing – Rear hood handle from Chassis No. 115 000 001 up to 111 3200 000	1	
37	111 827 517 B	Packing – Rear hood handle from Chassis No. 112 2000 001	1	
38	111 827 527	Rubber seal under lock plate from Chassis No. 117 000 001 up to 117 999 000	1	


Key No.	Part No.	Description	Quantity	Type and model
39	113 827 561	Handle with escutcheon – Rear hood (chrome plated) from Chassis No. 1 – 397 023 up to 6 502 399 up to Chassis No. 6 502 399	1 1	113, 114, 117, 118, 151, 152 111, 112, 115, 116
(39)	113 827 571 B	Handle without escutcheon – Rear hood (lockable, chrome plated) up to Chassis No. 6 502 399	1	M 94
-	111 827 573 A	Lock cylinder with keys – Handle 113 827 571 B ... up to Chassis No. 6 502 399 S73 profile SC S74 profile SU S75 profile SV	1	M 94
-	111 827 573 B	Lock cylinder with keys – Handle 113 827 503 A . from Chassis No. 115 000 001 up to 116 1021 300 S73 profile SC S74 profile SU S75 profile SV	1	M 94
-	113 827 573	Lock cylinder with keys – Handle 113 827 571 ... up to Chassis No. 6 502 399	1	M 94
-	113 827 573 A	Lock cylinder with keys – Handle 113 827 571 A . up to Chassis No. 6 502 399	1	M 94
-	111 827 574 A	Lock cylinder, blank – Handle 113 827 571 B up to Chassis No. 6 502 399 S73 profile SC S74 profile SU S75 profile SV	1	M 94
-	111 837 219 A	Key (specify key number) S60 profile G, SG S72 profile SE S73 profile SC S74 profile SU S75 profile SV S66 profile K S92 profile M	2	M 94
-	N 13 041 1	Stud M 2.6×5 from Chassis No. 115 000 001	1	M 94

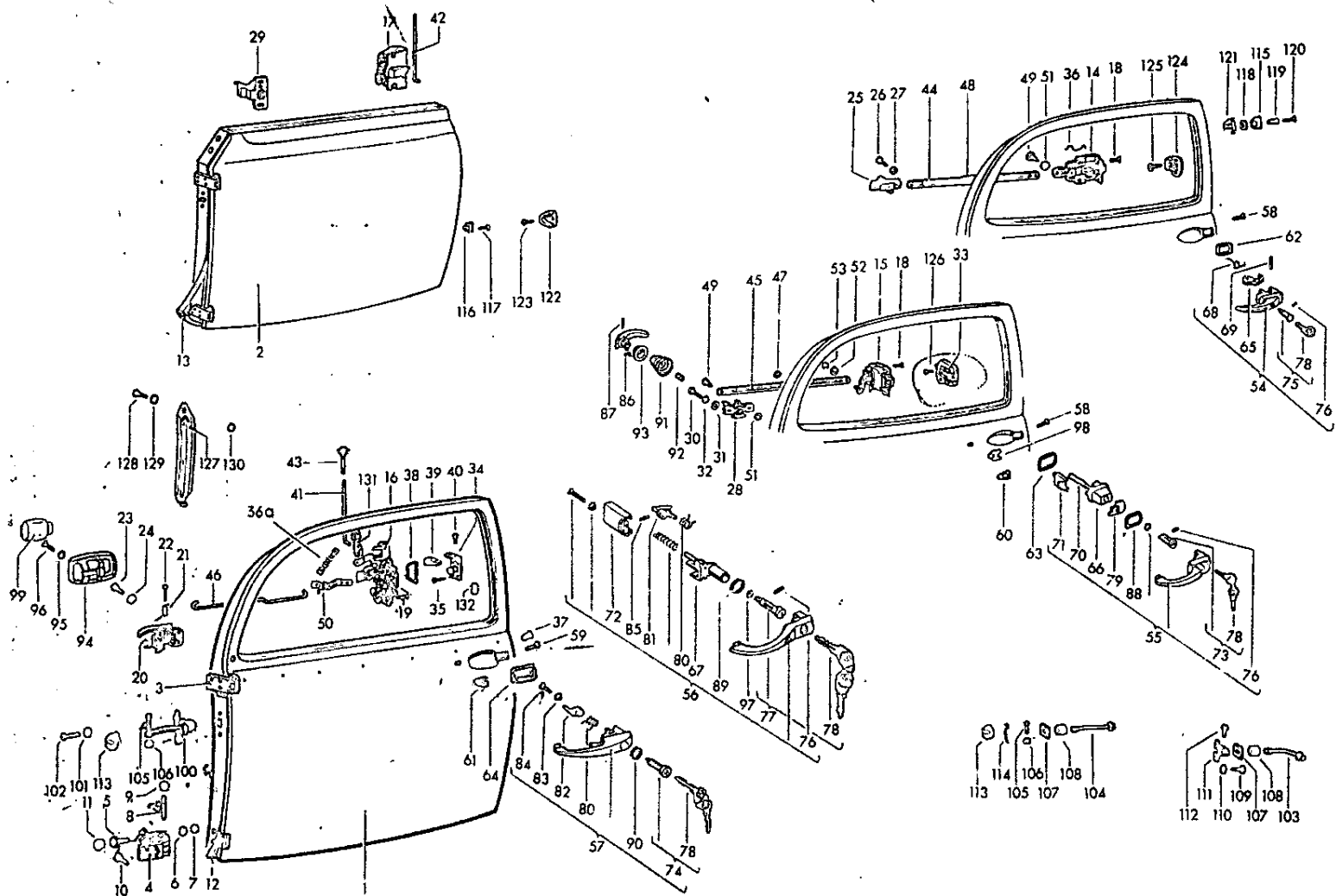
MAIN GROUP



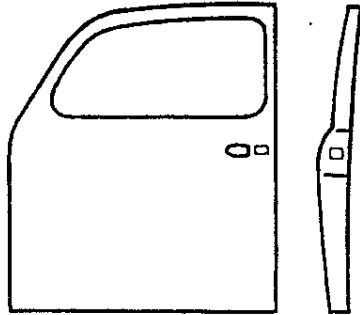
BODY

Key No.	Part No.	Description	Quantity	Type and model
40	113 827 575	Escutcheon (chrome plated) – Rear hood handle up to Chassis No. 6 502 399	1	
41	111 823 581	Grommet – Rear hood handle	1	
42	111 823 583	Washer – Rear hood handle	1	
43	111 827 705	Weatherstrip lower for front hood	2	
		for rear hood	1	
44	311 823 499 A	Rubber stop – Rear hood	1	
		from Chassis No. 117 000 001		

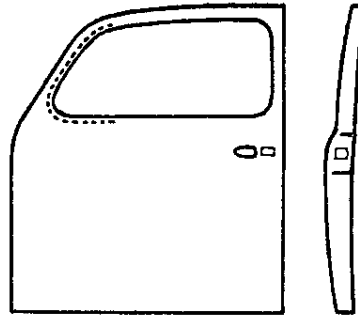




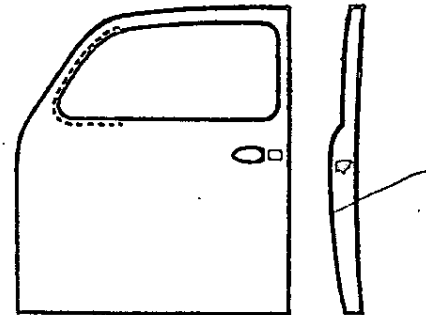
Door versions for Volkswagen 1200/1300/1500



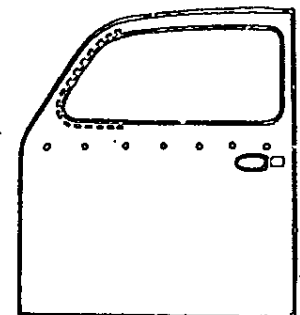
111 831 051 A/052 A



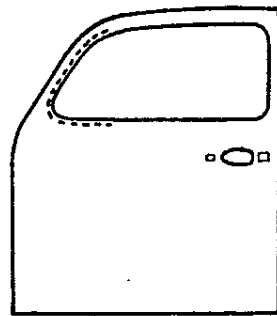
111 831 051 B/052 B



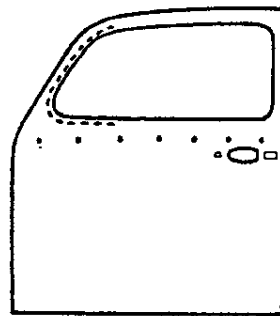
111 831 051 C/052 C



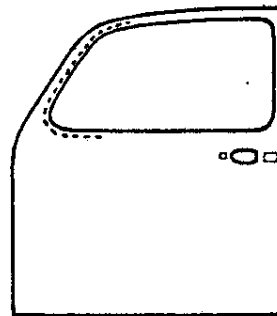
113 831 051 C/052 C
discontinued
superseded by:
111 831 051 C/052 C



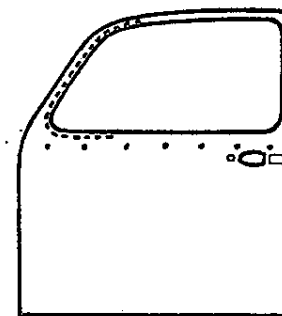
111 831 051 G/052 E



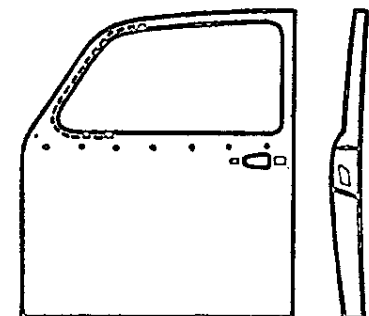
113 831 051 G/052 E



111 831 051 J/052 G
discontinued
superseded by:
111 831 051 L/052 J



113 831 051 J/052 G
discontinued
superseded by:
111 831 051 L/052 J



113 831 051 K/052 H

Key No.	Part No.	Description	Quantity	Type and model
DOORS AND DOOR COMPONENTS				111-118, 151, 152
-	111 831 051 B	Door, bare, left up to Chassis No. 1 - 929 745	1	111-118
-	111 831 051 C	Door, bare, left from Chassis No. 1 - 929 746 up to 2 528 667	1	111-118
-	111 831 051 G	Door, bare, left from Chassis No. 2 528 668 up to 6 502 399	1	111-118
-	111 831 051 N	Door, bare, left from Chassis No. 117 000 001 up to 117 999 000 use 111 831 433 A or 111 831 421 A for Types 112, 114, 116, 118	1	111-118
-	111 831 051 P	Door, bare, left from Chassis No. 115 000 001 up to 116 1021 300 following parts are additionally required: 111 831 727 Rubber packing for door weatherstrip 111 837 035 C Striker plate - Door lock, left 111 837 193 E Pull rod - Remote control use 111 831 433 A or 111 831 421 A for Types 112, 114, 116, 118	1	111-118; M 86
1	111 831 051 M	Door, bare, left from Chassis No. 118 000 001	1	111, 113, 115, 117
-	112 831 051 C	Door, bare, left from Chassis No. 111 2000 001	1	112, 114, 116, 118
-	114 831 051 D	Door, bare, left from Chassis No. 118 000 001 up to 110 3100 000	1	112, 114, 116, 118
-	151 831 051 A	Door, bare, left up to Chassis No. 1 - 929 745	1	151, 152
-	151 831 051 D	Door, bare, left from Chassis No. 1 - 929 746 up to 6 502 399	1	151, 152
-	151 831 051 G	Door, bare, left from Chassis No. 155 000 001 up to 156 1021 300 following parts are additionally required: 111 831 727 Rubber packing for door weatherstrip 111 837 035 C Striker plate - Door lock, left 111 837 193 E Pull rod - Remote control 151 837 475 D Seal	1	151, 152



Key No.	Part No.	Description	Quantity	Type and model
-	151 831 051 H	Door, bare, left from Chassis No. 157 000 001 up to 157 999 000	1	151, 152
2	151 831 051 J	Door, bare, left from Chassis No. 158 000 001 up to 150 3100 000	1	151, 152
-	151 831 051 K	Door, bare, left from Chassis No. 151 2000 001 up to 151 3200 000	1	151, 152
-	151 831 051 L	Door, bare, left from Chassis No. 152 2000 001	1	151, 152
-	111 831 052 B	Door, bare, right up to Chassis No. 1 - 929 745	1	111-118
-	111 831 052 C	Door, bare, right from Chassis No. 1 - 929 746 up to 2 528 667	1	111-118
-	111 831 052 E	Door, bare, right from Chassis No. 2 528 668 up to 6 502 399	1	111-118
-	111 831 052 K	Door, bare, right from Chassis No. 118 000 001	1	111, 113, 115, 117
-	112 831 052 D	Door, bare, right from Chassis No. 117 000 001 up to 117 999 000 use 111 831 433 A or 111 831 421 A for Types 111, 113, 115, 117	1	111-118; M 86
-	112 831 052 E	Door, bare, right from Chassis No. 115 000 001 up to 116 1021 300 use 111 831 433 A or 111 831 421 A for Types 111, 113, 115, 117 and 111 831 727/111 837 036 C/193 E	1	111-118
-	112 831 052 C	Door, bare, right from Chassis No. 118 000 001	1	112, 114, 116, 118; M 62
-	151 831 052 A	Door, bare, right up to Chassis No. 1 - 929 745	1	151, 152
-	151 831 052 D	Door, bare, right from Chassis No. 1 - 929 746 up to 6 502 399	1	151, 152
-	151 831 052 G	Door, bare, right from Chassis No. 155 000 001 up to 156 1021 300 use: from Chassis No. 156 000 001 up to 156 1021 300 111 831 727 Rubber packing for door weatherstrip 111 837 035 C Striker plate - Door lock, right 111 837 193 E Pull rod - Remote control 151 837 476 D Weatherstrip	1	151, 152

MAIN GROUP



BODY

**Doors,
Door components**

Key No.	Part No.	Description	Quantity	Type and model
-	151 831 052 H	Door, bare, right from Chassis No. 157 000 001 up to 157 999 000	1	151, 152
-	151 831 052 J	Door, bare, right from Chassis No. 158 000 001 up to 150 3100 000	1	151, 152
-	151 831 052 K	Door, bare, right from Chassis No. 151.2000 001 up to 151 3200 000	1	151, 152
-	151 831 052 L	Door, bare, right from Chassis No. 152 2000 001	1	151, 152
-	111 831 105 E	Door outer panel, left from Chassis No. 111 2000 001	1	
-	111 831 105 F	Door outer panel left up to Chassis No. 117 999 000	1	
-	113 831 105 E	Door outer panel left from Chassis No. 118 000 001 up to 110 3100 000	1	
-	111 831 106 E	Door outer panel, right from Chassis No. 111 2000 001	1	
-	111 831 106 F	Door outer panel right up to Chassis No. 117 999 000	1	
-	113 831 106 E	Door outer panel right from Chassis No. 118 000 001 up to 110 3100 000	1	
-	111 831 401	Hinge upper left - Door up to Chassis No. 1 - 929 745	1	
-	111 831 401 C	Hinge upper left - Door from Chassis No. 1 - 929 746 up to 117 999 000	1	111, 113, 115, 117, 151
3	111 831 401 E	Hinge upper left - Door from Chassis No. 1 - 929 746 up to 117 999 000 from Chassis No. 118 000 001	1 1	112, 114, 116, 118, 152
-	111 831 402	Hinge upper right - Door up to Chassis No. 1 - 929 745	1	
-	111 831 402 B	Hinge upper right - Door from Chassis No. 1 - 929 746 up to 117 999 000	1	112, 114, 116, 118, 152

Typ 1-5

Illustration **45**



Key No.	Part No.	Description	Quantity	Type and model
-	111 831 402 E	Hinge upper right - Door from Chassis No. 1 - 929 746 up to 117 999 000 from Chassis No. 118 000 001	1 1	111, 113, 115, 117, 151
-	111 831 411	Hinge lower left - Door up to Chassis No. 1 - 929 745	1	
4	111 831 411 C	Hinge lower left - Door from Chassis No. 1 - 929 746	1	
-	111 831 412	Hinge lower right - Door up to Chassis No. 1 - 929 745	1	
-	111 831 412 C	Hinge lower right - Door from Chassis No. 1 - 929 746	1	
5	N 10 997 1	Screw, countersunk head AM 8x18 (see Workshop Manual A-15)	14	
6	N 12 108 2	Spring washer A 8.4 (see Workshop Manual A-15)	14	
7	N 11 008 8	Nut, hex. M 8 (see Workshop Manual A-15)	14	
-	111 831 421	Pin (1 st oversize) - Door hinge up to Chassis No. 117 496 033	x	
-	111 831 421 A	Pin - Door hinge up to Chassis No. 117 496 033	3	
-	111 831 421 C	Pin (2 nd oversize) - Door hinge up to Chassis No. 117 496 033	x	
8	111 831 421 E	Pin - Door hinge from Chassis No. 117 496 034 up to 117 999 000 from Chassis No. 118 000 001 up to 110 2113 006	3 4	
-	111 831 421 F	Pin (1 st oversize) - Door hinge from Chassis No. 117 496 034 up to 110 2113 006	x	

MAIN GROUP



BODY

**Doors,
Door components**

Key No.	Part No.	Description	Quantity	Type and model
-	111 831 421 H	Pin - Door hinge from Chassis No. 110 2113 007	4	
-	111 831 421 J	Pin (1 st oversize) - Door hinge from Chassis No. 110 2113 007	x	
-	111 831 421 K	Pin (2 nd oversize) - Door hinge from Chassis No. 117 496 034	x	
-	111 831 423	Hinge pin - Rear view mirror up to Chassis No. 2 149 709	1	
-	111 831 423 A	Hinge pin (1 st oversize) - Rear view mirror up to Chassis No. 2 149 709	x	
-	111 831 423 B	Hinge pin (2 nd oversize) - Rear view mirror up to Chassis No. 2 149 709	x	
-	*111 831 423 C	Hinge pin - Rear view mirror from Chassis No. 2 149 710 up to 117 999 000	1	
-	111 831 423 D	Hinge pin (1 st oversize) - Rear view mirror from Chassis No. 2 149 710 up to 117 999 000	x	
-	111 831 423 E	Hinge pin (2 nd oversize) - Rear view mirror from Chassis No. 2 149 710 up to 117 999 000	x	
-	113 831 433	Cap nut - Hinge pin 111 831 423/A/B up to Chassis No. 2 149 709	1	111, 113, 115, 117, 151
-	111 831 433 A	Cap - Hinge pin 111 831 423 C/D/E from Chassis No. 2 149 710 up to 117 999 000	1	111, 113, 115, 117, 151, 152
9	311 831 439 A	Plug - Door hinge from Chassis No. 117 496 034 up to 117 999 000 from Chassis No. 118 000 001	3 4	
	1/67 -	043 grey-black		
	1/67 -	908 transparent		
-	311 831 443	Spring washer - Hinge from Chassis No. 115 000 001	4	



Key No.	Part No.	Description	Quantity	Type and model
10	N 14 288 1	Screw, countersunk raised head AM 8×15 up to Chassis No. 115 999 000 from Chassis No. 116 000 001	16 12	
11	111 831 449	Plug – Door hinge pillar	8	
-	111 831 451	Gasket – Door check rod	4	111-118
-	111 831 721 A	Weatherstrip, left – Door up to Chassis No. 116 1021 300	1	111-118
12	111 831 721 C SSBY 111-831-721D	Weatherstrip, left – Door from Chassis No. 117 000 001	1	111-118
-	151 831 721 A	Weatherstrip, left – Door up to Chassis No. 6 502 399	1	151, 152
-	151 831 721 B	Weatherstrip, left – Door from Chassis No. 155 000 001 up to 156 1021 300	1	151, 152
13	151 831 721 C	Weatherstrip, left – Door from Chassis No. 157 000 001	1	151, 152
-	111 831 722 A	Weatherstrip, right – Door up to Chassis No. 116 1021 300	1	111-118
-	111-831-722 C SSBY 111-831-722D	Weatherstrip, right – Door from Chassis No. 117 000 001	1	111-118
-	151 831 722 A	Weatherstrip, right – Door up to Chassis No. 6 502 399	1	151, 152
-	151 831 722 B	Weatherstrip, right – Door from Chassis No. 155 000 001 up to 156 1021 300	1	151, 152
-	151 831 722 C	Weatherstrip, right – Door from Chassis No. 157 000 001	1	151, 152
-	111 831 727	Rubber packing for door weatherstrip for doors ... 111 831 051 L/052 L, 151 831 051 G/052 G from Chassis No. 115 000 001 up to 116 1021 300	2	



Key No.	Part No.	Description	Quantity	Type and model
DOOR COMPONENTS				11'-118, 151, 152
14	111 837 015	Door lock, left up to Chassis No. 1 - 929 745	1	
15	112 837 015 A	Door lock, left from Chassis No. 1 - 929 746 up to 6 502 399 from Chassis No. 115 000 001 up to 116 1021 300 use: from Chassis No. 1 - 929 746 up to 2 528 667 111 837 035 B	1 1	111-118
-	111 837 015 D	Door lock, left from Chassis No. 117 000 001 up to 117 999 000	1	
16	111 837 015 F <i>SS</i> <i>BY</i>	Door, lock, left from Chassis No. 118 000 001 up to 110 3100 000 from Chassis No. 111 2000 001 up to 111 3200 000	1 1	111-118
-	111 837 015 G	Door lock, left from Chassis No. 112 2000 001	1	111-118
17	151 837 015 *	Door lock, left from Chassis No. 5 888 185 up to 6 502 399 from Chassis No. 155 000 001 up to 156 1021 300	1 1	M 21 151, 152
-	411 837 015	Door lock, left from Chassis No. 151 2000 001 up to 151 3200 000	1	151, 152
-	411 837 015 A	Door lock, left from Chassis No. 152 2000 001	1	151, 152
-	111 837 016	Door lock, right up to Chassis No. 1 - 929 745	1	
-	111 837 016 A	Door lock, right from Chassis No. 1 - 929 746 up to 2 528 667	1	111, 113, 115, 117, 151
-	111 837 016 B	Door lock, right from Chassis No. 1 - 929 746 up to 2 528 667 from Chassis No. 2 528 668 up to 6 502 399 from Chassis No. 115 000 001 up to 116 1021 300 use: from Chassis No. 1 - 929 746 up to 2 528 667 111 837 036 B	1 1 1	112, 114, 116, 118, 152 111-118
-	111 837 016 D	Door lock, right from Chassis No. 117 000 001 up to 117 999 000	1	
-	111 837 016 F	Door, lock, right from Chassis No. 118 000 001 up to 110 3100 000 from Chassis No. 111 2000 001 up to 111 3200 000	1 1	111-118

SS BY
151-837015B

Key No.	Part No.	Description	Quantity	Type and model
-	111 837 0 6 G	Door lock, right from Chassis No. 112 2000 001	1	111-118
-	151 837 016	* Door lock, right from Chassis No. 5 888 185 up to 6 502 399 from Chassis No. 155 000 001 up to 156 1021 300	1 1	M 21 151, 152
-	411 837 016	Door lock, right from Chassis No. 151 2000 001 up to 151 3200 000	1	151, 152
-	411 837 016 A	Door lock, right from Chassis No. 152 2000 001	1	151, 152
18	N 14 270 1	Screw, countersunk raised head AM 5X13 up to Chassis No. 6 502 399 from Chassis No. 115 000 001 up to 116 1021 300	6 4	
-	N 14 268 2	Screw, countersunk raised head AM 5X20 from Chassis No. 115 000 001 up to 116 1021 300	2	
19	N 14 276 9	Screw, countersunk raised head AM 6X12 from Chassis No. 117 000 001	6	
-	111 837 019 F	Operating lever - Door lock, left from Chassis No. 117 000 001 up to 117 999 000	1	111, 112, 115, 116
-	111 837 019 G	Operating lever - Door lock, left from Chassis No. 118 000 001 up to 110 2358 174	1	111, 112, 115, 116
-	111 837 019 H	Operating lever - Door lock, left from Chassis No. 110 2358 175 up to 110 3100 000 from Chassis No. 111 2000 001	1 1	111-118
-	411 837 071	Operating lever - Door lock, left from Chassis No. 151 2000 001	1	151, 152
-	113 837 019	* Operating lever - Door lock, left from Chassis No. 117 000 001 up to 117 999 000	1	113, 114, 117, 118, 151, 152; M 21, M 110
20	113 837 019 B	Operating lever - Door lock, left from Chassis No. 118 000 001 up to 110 2358 174	1	113, 114, 117, 118, 151, 152
-	111 837 020 F	Operating lever - Door lock, right from Chassis No. 117 000 001 up to 117 999 000	1	111, 112, 115, 116
-	111 837 020 G	Operating lever - Door lock, right from Chassis No. 118 000 001 up to 110 2358 174	1	111, 112, 115, 116

Key No.	Part No.	Description	Quantity	Type and model
-	111 837 020 H	Operating lever – Door lock, right from Chassis No. 110 2358 175 up to 110 3100 000 from Chassis No. 111 2000 001	1 1	111-118
-	411 837 072	Operating lever – Door lock, right from Chassis No. 151 2000 001	1	151, 152
-	113 837 020 B *	Operating lever – Door lock, right from Chassis No. 117 000 001 up to 110 2358 174	1	113, 114, 117, 118, 151, 152; M 21, M 110
21	311 837 723	Spring – Operating lever from Chassis No. 117 000 001	2	
22	N 13 666 1	Rivet B 4×32 from Chassis No. 117 000 001	2	
23	N 10 210 7	Bolt, hex. head M 6×10 K from Chassis No. 117 000 001	4	111-118
24	111 837 941	Concave washer 6.4×12.5 from Chassis No. 117 000 001	4	111-118
-	N 11 006 2	Nut, hex. M 6 from Chassis No. 117 000 001	4	151, 152
-	N 12 226 2	Spring washer B 6 from Chassis No. 117 000 001	4	151, 152
25	111 837 021	Remote control door lock without spring, left and right up to Chassis No: 1 – 929 745	2	
26	N 10 704 2	Screw, cheese head AM 5×10	4	
27	N 12 225 1	Spring washer B 5	4	
28	111 837 021 B	Remote control door lock, left from Chassis No. 1 – 929 746 up to 6 502 399 from Chassis No. 115 000 001 up to 116 1021 300	1 1	111, 113, 115, 117, 151 111, 113, 115, 117
-	111 837 021 D *	Remote control door lock, left from Chassis No. 5 888 185 up to 116 1021 300	1	M 21
-	112 837 021 A	Remote control door lock, left from Chassis No. 1 – 929 746 up to 6 502 399 from Chassis No. 115 000 001 up to 116 1021 300	1 1	112, 114, 116, 118, 152 112, 114, 116, 118
29	151 837 021	Remote control door lock, left from Chassis No. 155 000 001 up to 156 1021 300	1	151, 152



Key No.	Part No.	Description	Quantity	Type and model
-	111 837 022 B	Remote control door lock, right from Chassis No. 1 - 929 746 up to 6 502 399 from Chassis No. 115 000 001 up to 116 1021 300	1 1	111, 113, 115, 117, 151 111, 113, 115, 117
-	111 837 022 C *	Remote control door lock, right from Chassis No. 5 888 185 up to 117 999 000	1	M 21
-	112 837 022 A	Remote control door lock, right from Chassis No. 1 - 929 746 up to 6 502 399 from Chassis No. 115 000 001 up to 116 1021 300	1 1	112, 114, 116, 118, 152 112, 114, 116, 118
-	151 837 022	Remote control door lock, right from Chassis No. 155 000 001 up to 156 1021 300	1	151, 152
30	N 10 212 3	Bolt, hex. head M 6x12 up to Chassis No. 116 1021 300	4	
31	N 11 695 2	Washer 6.1 up to Chassis No. 116 1021 300	4	
32	N 12 226 2	Spring washer B 6 up to Chassis No. 116 1021 300	4	
-	111 837 035 A	Striker plate - Door lock, left from Chassis No. 1 - 929 746 up to 2 528 667	1	
33	111 837 035 B	Striker plate - Door lock, left from Chassis No. 2 528 668 up to 116 1021 300	1	
-	111 837 035 C	Striker plate - Door lock, left - Doors 111 831 051 L, 151 831 051 G from Chassis No. 115 000 001 up to 116 1021 300	1	
34	111 837 035 D	Striker plate - Door lock, left from Chassis No. 117 000 001 up to 111 3200 000	1	
-	111 837 035 E	Striker plate - Door lock, left from Chassis No. 112 2000 001	1	
-	111 837 036 A	Striker plate - Door lock, right from Chassis No. 1 - 929 746 up to 2 528 667	1	
-	111 837 036 B	Striker plate - Door lock, right from Chassis No. 2 528 668 up to 116 1021 300	1	
-	111 837 036 C	Striker plate - Door lock, right Doors 111 831 052 J, 151 831 052 G from Chassis No. 115 000 001 up to 116 1021 300	1	
-	111 837 036 D	Striker plate - Door lock, right from Chassis No. 117 000 001 up to 111 3200 000	1	


MAIN GROUP



BODY

Door components

Key No.	Part No.	Description	Quantity	Type and model
-	111 837 036 E	Striker plate - Door lock, right from Chassis No. 112 2000 001	1	
35	N 14 276 9	Screw, countersunk raised head AM 6X12 from Chassis No. 117 000 001	8	
36	111 837 049	Leaf spring - Door lock (safety device) up to Chassis No. 1 - 929 745	2	
(36 a)	111 837 061 A	Spring - Door lock from Chassis No. 117 000 001 up to 111 3200 000	2	
36 a	111 837 061 C	Spring - Door lock from Chassis No. 112 2000 001	2	
37	111 837 111 C	Plug - Door lock oil hole from Chassis No. 117 000 001	2	
38	111 837 143	Gasket - Door lock from Chassis No. 117 000 001	2	
-	151 837 177	Rubber washer - Striker plate from Chassis No. 2 528 668 up to 116 1021 300	2	
39	311 837 177	Rubber wedge - Striker plate from Chassis No. 117 000 001 up to 111 3200 000	2	
-	311 837 177 A	Rubber wedge - Striker plate from Chassis No. 112 2000 001	2	
40	N 11 734 1	Screw, countersunk head AM 4X8 from Chassis No. 117 000 001	4	
41	113 837 183	Locking rod - Door lock from Chassis No. 117 000 001	2	111-118
42	151 837 183	Locking rod - Door lock from Chassis No. 157 000 001	2	151, 152
43	111 837 187 B	Knob - Locking rod from Chassis No. 117 000 001	2	
-	111 837 193	Pull rod - Remote control up to Chassis No. 1 - 397 022	2	
44	111 837 193 A	Pull rod - Remote control from Chassis No. 1 - 397 023 up to 1 - 929 745	2	
45	111 837 193 C	Pull rod - Remote control from Chassis No. 1 - 929 746 up to 116 1021 300	2	



Key No.	Part No.	Description	Quantity	Type and model
46	111 837 193 D	Pull rod - Operating lever from Chassis No. 117 000 001	2	
-	111 837 193 E	Pull rod - Operating lever - Doors from Chassis No. 115 000 001 up to 116 1021 300	2	
47	N 20 022 3	Plug A 8x1 up to Chassis No. 116 1021 300	2	
48	111 837 195	Rubber sleeve - Remote control pull rod up to Chassis No. 1 - 929 745	2	
49	111 837 199	Pin - Pull rod up to Chassis No. 116 1021 300	2	
50	113 837 199	Spring - Pull rod 37.5 mm - 1 15/32 in. from Chassis No. 117 000 001	2	
51	N 12 225 1	Lock washer B 5 up to Chassis No. 116 1021 300	2	
52	111 837 201	Lock washer - Pull rod up to Chassis No. 116 1021 300	2	
53	N 12 435 1	Lock washer 5 up to Chassis No. 116 1021 300	2	
-	111 837 205	Door handle, outer, with lock cylinder up to Chassis No. 1 - 929 745	1	111, 112, 115, 116
-	111 837 205 C	Door handle, outer, with lock cylinder from Chassis No. 3 192 507 up to 116 1021 300	1	111, 112, 115, 116
-	111 837 205 D	Door handle, outer, with lock cylinder from Chassis No. 117 000 001 up to 117 999 000	1	111, 112, 115, 116
54	113 837 205	Door handle, outer, with lock cylinder chromium plated up to Chassis No. 1 - 929 745	2	
-	113 837 205 A	Door handle, outer, with lock cylinder chromium plated from Chassis No. 1 - 929 746 up to 2 528 667	2	
-	113 837 205 B	Door handle, outer, with lock cylinder chromium plated from Chassis No. 2 528 668 up to 3 192 506	2	
55	113 837 205 D	Door handle, outer, with lock cylinder chromium plated from Chassis No. 3 192 507 up to 6 502 399	1	113, 114, 117, 118, 151, 152
		from Chassis No. 115 000 001 up to 116 809 563	1	113, 114, 117, 118

Key No.	Part No.	Description	Quantity	Type and model
-	113 837 205 F	* Door handle, outer, with lock cylinder chromium plated from Chassis No. 5 888 185 up to 6 502 399 from Chassis No. 115 000 001 up to 116 463 102	2 2	M 21 151, 152; M 21
-	113 837 205 G	Door handle, outer, with lock cylinder chromium plated from Chassis No. 116 809 564 up to 116 1021 300	1	113, 114, 117, 118
-	113 837 205 H	* Door handle, outer, with lock cylinder chromium plated from Chassis No. 116 463 103 up to 116 1021 300	1	151, 152; M 21
56	113 837 205 J	* Door handle, outer, with lock cylinder from Chassis No. 117 000 001 up to 117 999 000 from Chassis No. 117 000 001 up to 117 999 000	1 2	113, 114, 117, 118; M 86; M 110 151, 152; M 21
57	113 837 205 L	Door handle, outer, with lock cylinder chromium plated from Chassis No. 118 000 001 up to 111 3200 000	2	
-	113 837 205 M	Door handle, outer, with lock cylinder chromium plated from Chassis No. 112 2000 001	2	
-	111 837 206	Door handle, outer up to Chassis No. 1 - 929 745	1	111, 112, 115, 116
-	111 837 206 A	Door handle, outer from Chassis No. 1 - 929 746 up to 2 528 667	1	111, 112, 115, 116
-	111 837 206 B	Door handle, outer from Chassis No. 2 528 668 up to 116 1021 300	1	111, 112, 115, 116
-	111 837 206 C	Door handle, outer from Chassis No. 117 000 001 up to 117 999 000	1	111, 112, 115, 116
-	113 837 206 C	Door handle, outer, chromium plated from Chassis No. 2 528 668 up to 6 502 399 from Chassis No. 115 000 001 up to 116 809 563	1 1	113, 114, 117, 118, 151, 152 113, 114, 117, 118
-	113 837 206 D	Door handle, outer, chromium plated from Chassis No. 116 809 564 up to 116 1021 300	1	113, 114, 117, 118
-	113 837 206 E	Door handle, outer, chromium plated from Chassis No. 117 000 001 up to 117 999 000	1	113, 114, 117, 118; M 86; M 110
58	N 14 270 1	Screw, countersunk raised head AM 5X13 up to Chassis No. 6 502 399 from Chassis No. 115 000 001 up to 116 1021 300 from Chassis No. 117 000 001 up to 117 999 000	4 2 4	
59	N 14 275 1	Screw, countersunk raised head AM 6X10 from Chassis No. 118 000 001	2	



Key No.	Part No.	Description	Quantity	Type and model
-	114 268 2	Screw, countersunk raised head AM 5x20 from Chassis No. 115 000 001 up to 116 1021 300	2	
-	111 837 209	Packing, front - Door handle, outer from Chassis No. 2 528 668 up to 5 677 118 from Chassis No. 5 677 119 up to 116 1021 300	2 2	111, 112, 115, 116
60	111 837 209 A	Packing, front - Door handle, outer from Chassis No. 5 677 119 up to 116 1021 300 from Chassis No. 117 000 001 up to 117 999 000	2 2	113, 114, 117, 118, 151, 152
61	111 837 209 B	Packing, front - Door handle, outer from Chassis No. 118 000 001	2	
62	111 837 211	Packing - Door handle up to Chassis No. 2 528 667	2	
-	111 837 211 A	Packing, rear - Door handle, outer from Chassis No. 2 528 668 up to 5 677 118 from Chassis No. 5 677 119 up to 116 1021 300	2 2	111, 112, 115, 116
63	111 837 211 B	Packing, rear - Door handle, outer from Chassis No. 5 677 119 up to 116 1021 300 from Chassis No. 117 000 001 up to 117 999 000	2 2	113, 114, 117, 118, 151, 152
64	111 837 211 C	Packing, rear - Door handle, outer from Chassis No. 118 000 001	2	
-	111 837 213	Operating lever - Door lock up to Chassis No. 1 - 929 745	2	
65	111 837 213 A	Operating lever from Chassis No. 1 - 929 746 up to 2 528 667	2	
-	111 837 213 C	Press button - Outer door handle 111 837 205 C from Chassis No. 3 192 507 up to 116 1021 300	1	111, 112, 115, 116
66	113 837 213 A	Press button - Outer door handle 113 837 205 C/D from Chassis No. 3 192 507 up to 116 809 563	1	113, 114, 117, 118, 151, 152
67	113 837 213 D	Press button - Door handle (Huf) 111 837 205 D/206 C, 113 837 205 J/206 E from Chassis No. 117 000 001 up to 117 999 000	2	
-	113 837 213 E	Press button - Door handle (AKS) 113 837 205 J/206 E from Chassis No. 117 000 001 up to 117 999 000	2	113, 114, 117, 118, 151, 152; M 86

Key No.	Part No.	Description	Quantity	Type and model
-	111 837 215	Return spring – Door handle up to Chassis No. 1 – 929 745	2	
68	111 837 215 A	Return spring – Door handle from Chassis No. 1 – 929 746 up to 2 528 667	2	
69	N 13 766 1	Pin B 5X31	2	
70	111 837 215 B	Spring – Door push button from Chassis No. 2 528 668 up to 117 999 000	2	
-	111 837 216	Button guide – Door handle (Huf) 111 837 205 C/106 B, 113 837 205 C/D/F, 113 837 206 C from Chassis No. 2 528 668 up to 116 1021 300	2	111-118, 151, 152; M 21
71	111 837 216 A	Button guide – Door handle (AKS) 111 837 205 C/206 B, 113 837 205 C/F, 113 837 206 C from Chassis No. 2 528 668 up to 116 1021 300	2	111-118, 151, 152; M 21
-	111 837 216 B	Button guide – Door handle (Huf) 113 837 205 G/H, 113 837 206 D from Chassis No. 116 463 103 up to 116 1021 300	2	113, 114, 117, 118, 151, 152; M 21
-	111 837 216 C	Button guide – Door handle (AKS) 113 837 205 G/H, 113 837 206 D from Chassis No. 116 463 103 up to 116 1021 300	2	113, 114, 117, 118; 151, 152; M 21
72	111 837 216 D	Button guide – Door handle (Huf) 111 837 205 D/206 C, 113 837 205 J/206 E from Chassis No. 117 000 001 up to 117 999 000	2	111-118, 151, 152; M 21
-	111 837 216 E	Button guide – Door handle (AKS) 113 837 205 J/206 E from Chassis No. 117 000 001 up to 117 999 000	2	113, 114, 117, 118, 151, 152; M 21
-	111 837 216 F	Button guide – Door handle (AKS) 113 837 205 D from Chassis No. 115 000 001 up to 116 809 563	2	113, 114, 117, 118, 151, 152
-	111 837 217 B	Lock cylinder with keys – Door handle 111/113 837 205 B from Chassis No. 2 528 667 up to 3 192 506	1	
73	111 837 217 C	Lock cylinder with keys – Door handle 111 837 205 C, 113 837 205 C/D/G from Chassis No. 3 192 507 up to 116 1021 300 S73 profile SC S74 profile SU S75 profile SV	1	



Key No.	Part No.	Description	Quantity	Type and model
74	111 837 217 D	Lock cylinder with keys – Door handle (profile K) from Chassis No. 118 000 001 up to 110 21200 000	2	
-	111 837 217 E	Lock cylinder with keys – Door handle (profile M) from Chassis No. 111 2000 001	2	
75	113 837 217	Lock cylinder with keys – Door handle 111/113 837 205 up to Chassis No. 1 – 929 745	1	
-	113 837 217 A	Lock cylinder with keys – Door handle 111/113 837 205 A from Chassis No. 1 – 929 746 up to 2 528 667	1	
-	113 837 217 B	Lock cylinder with keys – Door handle 113 837 205 F/H from Chassis No. 5 888 185 up to 6 502 399 from Chassis No. 115 000 001 up to 116 1021 300 S73 profile SC S74 profile SU S75 profile SV	2 2	M 21 151, 152; M 21
76	N 13 041 1	Stud M 2.6x5 up to Chassis No. 116 1021 300	1	
77	113 837 217 D	Lock cylinder with keys – Door handle 111 837 205 D/113 837 205 J from Chassis No. 117 000 001 up to 117 999 000	1 2	111-118 151, 152; M 21
-	111 837 218 B	Lock cylinder, blank – Door handle 111/113 837 205 B from Chassis No. 2 528 668 up to 3 192 506	1	
-	111 837 218 C	Lock cylinder, blank – Door handle 111 837 205 C, 113 837 205 C/D from Chassis No. 3 192 506 up to 6 502 399 from Chassis No. 115 000 001 up to 116 1021 300 S73 profile SC S74 profile SU S75 profile SV	1 1	111-118
78	111 837 219 A	Key blank (for finished keys) S51 profile Y S60 profile G, SG S72 profile SE S73 profile SC S74 profile SU S75 profile SV S66 profile K S92 profile M	2	



Key No.	Part No.	Description	Quantity	Type and model
79	111 837 221 B	Slide - Door handle 111 837 205 C, 113 837 205 C/D/G from Chassis No. 3 192 506 up to 6 502 399 from Chassis No. 115 000 001 up to 116 1021 300	1 1	111-118
80	311 837 221	* Return spring - Lock cylinder - Door handle 111 837 205 D, 113 837 205 F/H/J/K from Chassis No. 5 888 185 up to 6 502 399 from Chassis No. 115 000 001 up to 117 999 000 from Chassis No. 117 000 001	2 2 1	M 21 151, 152; M 21 111-118
-	113 837 223	* Operating washer - Door push button - Door handle 113 837 205 F from Chassis No. 5 888 185 up to 6 502 399 from Chassis No. 115 000 001 up to 116 463 102	2 2	M 21 151, 152; M 21
-	113 837 223 A	Operating washer - Door push button - Door handle 113 837 205 H from Chassis No. 116 463 103 up to 116 1021 300	2	151, 152; M 21
81	113 837 223 B	* Operating washer - Door push button - Door handle 111 837 205 D, 113 837 205 J from Chassis No. 117 000 001 up to 117 999 000	2 1	151, 152; M 21 111-118
82	113 837 223 C	Operating washer - Door handle 113 837 205 K .. from Chassis No. 118 000 001	2	
83	N 12 116 1	Lock washer V 4.3 from Chassis No. 118 000 001	2	
84	N 10 970 1	Screw, countersunk head AM 4X8 from Chassis No. 118 000 001	2	
85	N 13 326 1	* Pin 2.5X16 for operating washer on lock cylinder from Chassis No. 5 888 185 up to 6 502 399 from Chassis No. 115 000 001 up to 117 999 000 from Chassis No. 117 000 001 up to 117 999 000	2 2 1	M 21 151, 152; M 21 111-118
-	111 837 225 A	Door handle, inner up to Chassis No. 116 1021 300	2	111, 112, 115, 116
86	113 837 225 A	Door handle, inner, chrome plated up to Chassis No. 116 1021 300	2	113, 114, 117, 118, 151, 152
87	N 12 810 1	Dowel pin, grooved 3X10 up to Chassis No. 116 1021 300	2	
88	111 837 227	Rubber seal - Door handle push button from Chassis No. 2 528 668 up to 116 809 563 from Chassis No. 116 809 564 up to 116 1021 300	2 2	111, 112, 115, 116
89	111 837 227 A	* Sealing ring - Door handle push button - Door handle 113 837 205 G/H/J from Chassis No. 116 463 103 up to 117 999 000 from Chassis No. 116 809 464 up to 117 999 000	2 2	151, 152; M 21 113, 114, 117, 118; M 86; M 110



Key No.	Part No.	Description	Quantity	Type and model
90	111 837 227 B	Sealing ring – Lock cylinder – Door handle 111 837 205 E, 113 837 205 K from Chassis No. 118 000 001	2	
91	111 837 229 C	Spring – Inner door handle up to Chassis No. 116 1021 300	2	
-	111 837 230	Cover – Key head from Chassis No. 111 2000 001	x	
92	111 837 231	Buffer – Inner door handle up to Chassis No. 116 1021 300	2	
93	113 837 235 A	Escutcheon – Inner door handle up to Chassis No. 116 1021 300	2	
	1/45 – 7/63	043 grey black		111, 112, 115, 116
	1/45 – 7/63	567 ivory		113, 114, 117, 118, 151, 152
	8/63 – 7/66	466 silver beige		
-	113 837 237	Escutcheon – Door handles 113 837 205/206 up to Chassis No. 1 – 929 745	2	113, 114, 117, 118, 151, 152
-	111 837 239	Escutcheon – Operating lever from Chassis No. 117 000 001 up to 117 999 000	2	111, 112, 115, 116
-	111 837 239 A	Escutcheon – Operating lever from Chassis No. 118 000 001 up to 119 1200 000	2	111, 112, 115, 116
-	111 837 239 B	Escutcheon – Operating lever from Chassis No. 110 2358 175	2	
	8/69 -	041 black		
94	113 837 239 B	Escutcheon – Operating lever from Chassis No. 117 000 001 up to Chassis No. 110 2358 174	2	113, 114, 117, 118, 151, 152; M 110
-	N 12 113 1	Lock washer V 5.3 from Chassis No. 117 000 001 up to Chassis No. 110 2358 174	2	
95	111 837 291	Cone washer from Chassis No. 110 2358 175 up to 111 3200 000 from Chassis No. 112 2000 001	2 2	111-118
96	N 14 216 1	Screw, countersunk head AM 5x10 from Chassis No. 117 000 001 up to 111 3200 000 from Chassis No. 112 2000 001	2 2	111-118
-	N 14 127 4	Screw, fillister head AM 5x6 from Chassis No. 112 2000 001	2	151, 152
97	111 837 245	Spring washer under lock cylinder from Chassis No. 2 528 668 up to 116 1021 300	1	



Key No.	Part No.	Description	Quantity	Type and model
98	111 837 247	Reinforcement – Door handle from Chassis No. 2 528 668 up to 116 1021 300	x	
99	311 837 247	Trim plate – Operating lever from Chassis No. 117 000 001 up to 110 3100 000 from Chassis No. 111 2000 001	2 2	111-118
	8/66 -	043 grey-black		
-	411 837 095	Trim plate – Operating lever from Chassis No. 151 2000 001 up to 151 3200 000	2	151, 152
-	211 837 097	Escutcheon – Operating lever from Chassis No. 152 2000 001	2	151, 152
-	411 837 097	Escutcheon – Operating lever from Chassis No. 151 2000 001 up to 151 3200 000	2	151, 152
-	*111 837 249	Check rod – Door, left up to Chassis No. 1 – 397 022	1	
100	111 837 249 B	Check rod – Door from Chassis No. 4 010 995	2	
101	N 12 105 1	Lock washer A 6.4 – Door check rod	4	
102	N 14 140 5	Screw, fillister head AM 6×15 – Check rod door	4	
-	*111 837 250	Check rod – Door, right up to Chassis No. 1 – 397 022	1	
103	111 837 251	Check rod – Door from Chassis No. 1 – 397 023 up to 1 – 929 745	2	
104	111 837 251 A	Check rod – Door from Chassis No. 1 – 929 746 up to 4 010 994	2	
105	111 837 257	Pin – Check rod from Chassis No. 1 – 929 746	2	
106	N 12 455 1	Circlip 5	2	
107	111 837 259	Damping washer for 111 837 251/A from Chassis No. 1 – 397 023 up to 4 010 994	2	
-	*111 837 259 A	Damping washer for 111 837 249/250 up to Chassis No. 1 – 397 022	2	



Key No.	Part No.	Description	Quantity	Type and model
-	111 837 261 A	Rubber buffer for 111 837 249/250 up to Chassis No. 1 - 397 022	2	
108	111 837 261 B	Rubber buffer for 111 837 251/A from Chassis No. 1 - 397 023 up to 4 010 994	2	
109	111 837 263	Screw, fillister head up to Chassis No. 1 - 929 745	4	
110	N 12 005 1	Lock washer B 5	4	
111	111 837 265	Bracket for 111 837 251 from Chassis No. 1 - 397 023 up to 1 - 929 745	2	
112	N 13 670 1	Rivet B 5×10 up to Chassis No. 1 - 929 745	2	
113	111 837 267 A	Cover - Check rod from Chassis No. 1 - 929 746	2	
-	N 13 961 2	Tapping screw, fillister head B 3.9×13	4	
-	N 10 212 3	Bolt, hex. head M 6×12	4	
-	N 12 226 2	Spring washer B 6	4	
-	N 11 695 2	Washer 6.1	2	
-	N 11 062 3	Cap nut M 6	2	
114	111 837 275 A	Spring - Door check rod from Chassis No. 1 - 929 746 up to 4 897 843	2	
-	111 837 277	Rubber buffer - Door lock pillar up to Chassis No. 1 - 441 707	4	
115	111 837 277 A	Rubber buffer - Door lock pillar from Chassis No. 1 - 441 708 up to 1 - 929 745	4	
116	111 837 277	Rubber buffer - Door lock pillar from Chassis No. 2 528 668	2	151, 152

MAIN GROUP



BODY

Door components

Key No.	Part No.	Description	Quantity	Type and model
117	N 14 218 1	Screw, countersunk head AM 5×20	4	151, 152
-	111 837 279	Rubber buffer (oversize) – Door lock pillar up to Chassis No. 1 – 441 707	4	
-	111 837 279 A	Rubber buffer (oversize) – Door lock pillar from Chassis No. 1 – 441 708 up to 1 – 929 745	4	
-	111 837 281	Rubber buffer (2 nd oversize) – Door lock pillar ... from Chassis No. 1 – 441 708 up to 1 – 929 745	4	
118	N 11 524 4	Washer A 6.4	4	
-	111 837 283	Bush – Rubber buffers 111 837 277, 111 837 279/A, 111 837 281 up to Chassis No. 1 – 929 745	4	
119	111 837 285	Bush – Rubber buffer 111 837 277 A from Chassis No. 1 – 441 708 up to 1 – 929 745	4	
120	N 14 233 1	Screw, countersunk head AM 6×25	4	
121	111 837 289	Cage – Rubber buffers 111 837 277 A, 111 837 279 A, 111 837 281 from Chassis No. 1 – 441 708 up to 1 – 929 745	4	
122	151 837 289	Housing – Door buffer from Chassis No. 2 528 668	2	151, 152
-	111 837 291	Cone washer from Chassis No. 110 2000 001	2	
123	N 13 997 1	Tapping screw, countersunk head B 4.2×13	4	151, 152
124	111 837 295	Striker plate – Door lock up to Chassis No. 1 – 929 745	2	
125	111 837 297	Screw, countersunk raised head up to Chassis No. 1 – 929 745	6	
126	111 837 298	Screw, csk. hd. from Chassis No. 1 – 929 746 up to 116 1021 300	4	



Key No.	Part No.	Description	Quantity	Type and model
-	111 837 299	Screw, countersunk raised head from Chassis No. 1 - 929 746 up to 2 528 667	2	
127	113 837 305	Bracket - Arm rest from Chassis No. 1 - 929 746 up to 6 502 399	1	113, 114, 117, 118
-	114 837 305	Bracket - Arm rest, left from Chassis No. 1 - 397 023 up to 1 - 929 745	1	111-118
-	113 837 306	Bracket - Arm rest up to Chassis No. 1 - 397 022	1	113, 117
-	113 837 306 A	Bracket - Arm rest, right from Chassis No. 1 - 397 023 up to 1 - 929 745	1	111-118
-	113 837 317 A	Bracket - Arm rest from Chassis No. 115 000 001 up to 116 1021 300	1	114, 118
-	N 14 138 9	Screw, fillister head AM 6x10 up to Chassis No. 1 - 929 745	1	113, 114, 117, 118
128	N 10 210 7	Bolt, hex. head M 6x10 up to Chassis No. 1 - 929 745	1	113, 114, 117, 118
129	N 12 226 2	Spring washer B 6 up to Chassis No. 1 - 929 745	1	113, 114, 117, 118
130	N 11 006 2	Nut, hex. M 6 up to Chassis No. 1 - 929 745	1	114, 118
131	111 837 319	Spring left - Locking rod from Chassis No. 117 000 001	1	
-	111 837 320	Spring right - Locking rod from Chassis No. 117 000 001	1	
-	111 837 325	Securing plate - Door lock, left from Chassis No. 115 719 603 up to 115 999 000 from Chassis No. 155 631 143 up to 155 999 000 from Chassis No. 116 000 001 up to 116 1021 300	1 1 1	M 21: 113, 114, 117, 118 151, 152
-	111 837 326	Securing plate - Door lock, right from Chassis No. 115 719 603 up to 115 999 000 from Chassis No. 155 631 143 up to 155 999 000 from Chassis No. 116 000 001 up to 116 1021 300	1 1 1	M 21: 113, 114, 117, 118 151, 152

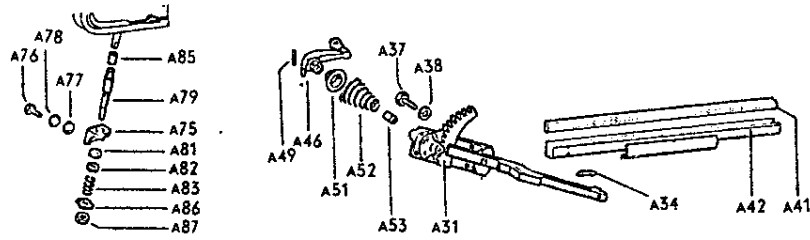
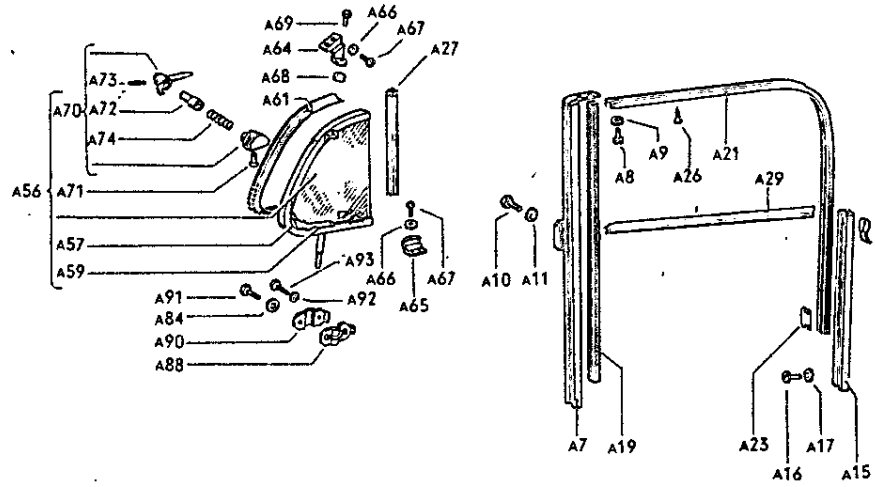
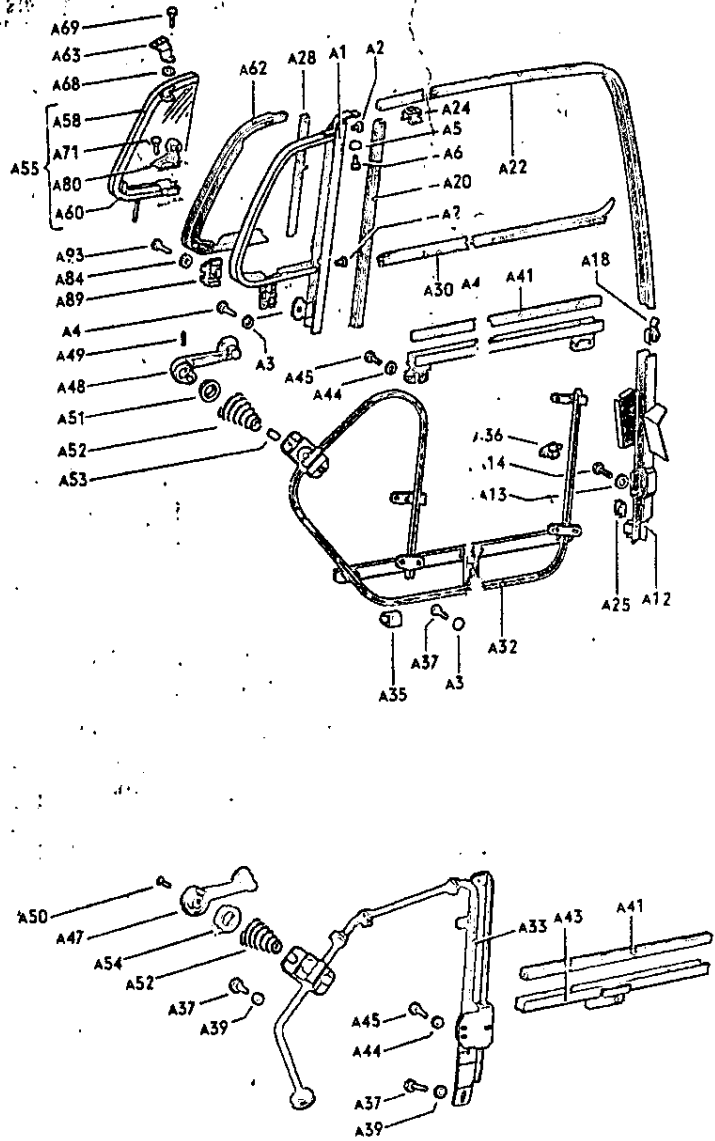
MAIN GROUP

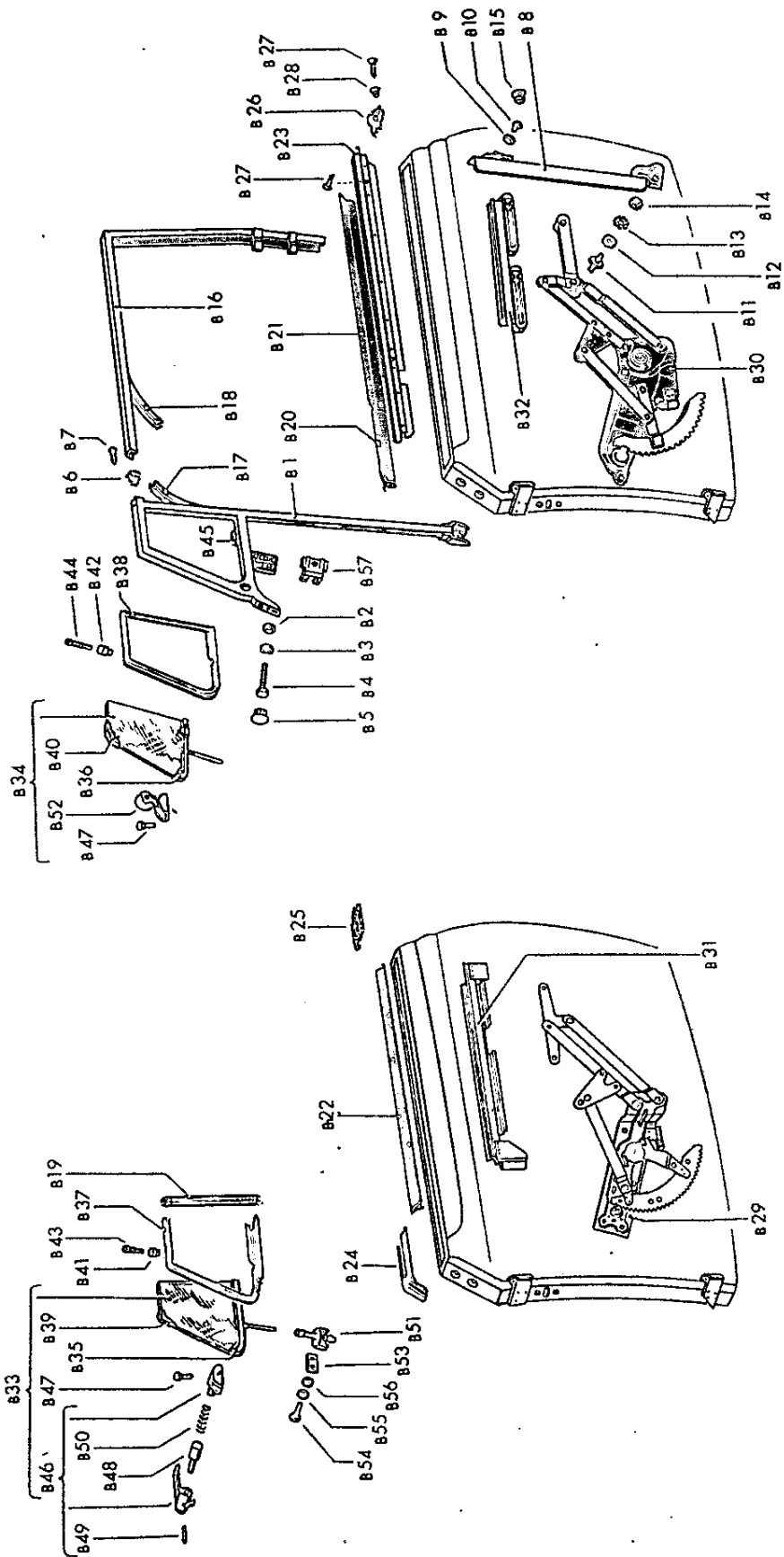


BODY

Door components

Key No.	Part No.	Description	Quantity	Type and model
-	111 837 341	Gasket - Operating lever from Chassis No. 117 000 001	2	
132	111 837 355	Guide - Knob from Chassis No. 117 000 001	2	
-	111 837 361	Clip, upper - Door window rear channel from Chassis No. 117 000 001	12	111-118





Key No.	Part No.	Description	Quantity	Type and model
---------	----------	-------------	----------	----------------

DOOR WINDOW PARTS

-	151 837 401 A	Frame - Vent wing, left up to Chassis No. 6 502 399	1	151, 152
-	151 837 401 B	Frame - Vent wing, left from Chassis No. 155 000 001 up to 157 999 000	1	151, 152
B 1	151 837 401 C	Frame - Vent wing, left from Chassis No. 158 000 001	1	151
-	152 837 401	Frame - Vent wing, left (RHD) from Chassis No. 158 000 001	1	152
-	151 837 402 A	Frame - Vent wing, right up to Chassis No. 6 502 399	1	151, 152
-	151 837 402 B	Frame - Vent wing, right from Chassis No. 155 000 001 up to 157 999 000	1	151, 152
-	151 837 402 C	Frame - Vent wing, right from Chassis No. 158 000 001	1	151
-	152 837 402	Frame - Vent wing, right (RHD) from Chassis No. 158 000 001	1	152; M 261: 151
-	N 12 128 2	Shake-proof washer V 6.4 up to Chassis No. 6 502 399	4	151, 152
-	N 10 986 1	Screw, countersunk head AM 6×15 up to Chassis No. 6 502 399	4	151, 152
-	N 11 974 1	Screw, countersunk raised head AM 6×15 up to Chassis No. 6 502 399	2	151, 152
-	N 10 719 1	Screw, cheese head AM 6×20 up to Chassis No. 6 502 399	2	151, 152
-	N 12 006 2	Lock washer B 6 up to Chassis No. 6 502 399	2	151, 152
-	N 11 006 2	Nut, hex. M 6 up to Chassis No. 6 502 399	2	151, 152
B 2	N 11 526 2	Washer B 8.4	x	151, 152



Key No.	Part No.	Description	Quantity	Type and model
B 3	N 12 226 2	Spring washer B 6 from Chassis No. 155 000 001	4	151, 152
B 4	N 10 215 4	Bolt, hex. head M 6×15 from Chassis No. 155 000 001	4	151, 152
B 5	111 831 449	Plug from Chassis No. 155 000 001	2	151, 152
-	111 837 405 C	Channel with frame – Vent wing, left from Chassis No. 115 000 001 up to 117 999 000	1	111, 112, 115, 116
-	111 837 405 D	Channel with frame – Vent wing, left from Chassis No. 118 000 001	1	111, 112, 115, 116
-	113 837 405 C	Channel with frame, chromium plated – Vent wing, left from Chassis No. 115 000 001 up to 117 999 000	1	113, 114, 117, 118
A 1	113 837 405 D	Channel with frame, chrome plated – Vent wing, left from Chassis No. 118 000 001	1	113, 114, 117, 118
-	111 837 406 C	Channel with frame – Vent wing, right from Chassis No. 115 000 001 up to 117 999 000	1	111, 112, 115, 116
-	111 837 406 D	Channel with frame – Vent wing, right from Chassis No. 118 000 001	1	111, 112, 115, 116
-	113 837 406 C	Channel with frame, chromium plated – Vent wing, right from Chassis No. 115 000 001 up to 117 999 000	1	113, 114, 117, 118
-	113 837 406 D	Channel with frame, chrome plated – Vent wing, right from Chassis No. 118 000 001	1	113, 114, 117, 118
A 2	N 13 736 3	Rivet, countersunk 3×6 from Chassis No. 115 000 001	12	111-118
A 3	311 837 943	Concave washer 6.4×18 galvanized from Chassis No. 115 000 001	2	111-118
A 4	N 10 210 7	Bolt, hex. M 6×10 K from Chassis No. 115 000 001	2	111-118
A 5	111 837 939	Concave washer 5.3×12.5 galvanized from Chassis No. 115 000 001	2	111-118

MAIN GROUP



BODY

Door window parts

Key No.	Part No.	Description	Quantity	Type and model
A 6	N 14 130 1	Screw, fillister head AM 5×11 from Chassis No. 115 000 001	2	111-118
B 6	151 837 407	Stop, front upper – Door window glass from Chassis No. 155 304 532	2	151, 152
B 7	N 11 322 1	Tapping screw countersunk head B 2.9×9.5	2	151, 152
-	111 837 409	Channel, front, left – Door window glass from Chassis No. 1 – 397 023 up to 1 – 929 745	1	111, 112, 115, 116
-	111 837 409 A	Channel, front, left – Door window glass from Chassis No. 1 – 929 746 up to 6 502 399	1	111, 112, 115, 116
-	113 837 409	Channel, front, left – Door window glass chrome plated from Chassis No. 1 – 397 023 up to 1 – 929 745	1	113, 114, 117, 118
A 7	113 837 409 A	Channel, front, left – Door window glass chrome plated from Chassis No. 1 – 929 746 up to 6 502 399	1	113, 114, 117, 118
-	151 837 409	Channel, front, left and right up to Chassis No. 1 – 397 022	2	151, 152
-	111 837 410	Channel, front, right – Door window glass from Chassis No. 1 – 397 023 up to 1 – 929 745	1	111, 112, 115, 116
-	111 837 410 A	Channel, front, right – Door window glass from Chassis No. 1 – 929 746 up to 6 502 399	1	111, 112, 115, 116
-	113 837 410	Channel, front, right – Door window glass chromium plated from Chassis No. 1 – 397 023 up to 1 – 929 745	1	113, 114, 117, 118
-	113 837 410 A	Channel, front, right – Door window glass chromium plated from Chassis No. 1 – 929 746 up to 6 502 399	1	113, 114, 117, 118
A 8	N 14 122 1	Screw, fillister head AM 4×8 up to Chassis No. 6 502 399	4	111-118

Typ 1-22

Illustration **A 46 + B 46**



Key No.	Part No.	Description	Quantity	Type and model
A 9	N 12 224 1	Spring washer B 4 up to Chassis No. 6 502 399	4	111-118
A 10	N 10 210 7	Screw, hex. head M 6×10 up to Chassis No. 6 502 399	4	111-118
A 11	N 12 226 2	Spring washer B 6 up to Chassis No. 6 502 399	4	111-118
-	111 837 417	Channel, rear, left from Chassis No. 115 000 001 up to 116 1021 300	1	111-118
A 12	111 837 417 B	Channel, rear, left from Chassis No. 117 000 001	1	111-118
-	151 837 417	Channel, rear, left up to Chassis No. 1 - 397 022	1	151, 152
-	111 837 418	Channel, rear, right from Chassis No. 115 000 001 up to 116 1021 300	1	111-118
-	111 837 418 B	Channel, rear, right from Chassis No. 117 000 001	1	111-118
A 13	311 837 943	Concave washer 6.4×18 galvanized from Chassis No. 115 000 001	2	111-118
A 14	N 10 210 7	Bolt, hex. head M 6×10 K from Chassis No. 115 000 001	2	111-118
-	151 837 418	Channel, rear, right up to Chassis No. 1 - 397 022	1	151, 152
-	111 837 419	Channel, rear from Chassis No. 1 - 397 023 up to 1 804 133	2	111-118
A 15	111 837 419 A	Channel, rear from Chassis No. 1 804 134 up to 6 502 399	2	111-118
-	N 13 962 1	Tapping screw, fillister head B 3.9×16 up to Chassis No. 6 502 399	2	111-118
-	N 11 664 1	Washer 4.1 up to Chassis No. 6 502 399	2	111-118

MAIN GROUP



BODY

Door window parts

Key No.	Part No.	Description	Quantity	Type and model
-	N 12 061 1	Speed nut Bg 3.9 up to Chassis No. 6 502 399	2	111-118
A 16	N 14 130 1	Screw, fillister head AM 5×11 up to Chassis No. 6 502 399	2	111-118
-	N 10 210 7	Bolt, hex. head M 6×10 up to Chassis No. 6 502 399	2	111-118
A 17	N 12 225 1	Spring washer B 5 up to Chassis No. 6 502 399	2	111-118
-	N 12 226 2	Spring washer B 6 up to Chassis No. 6 502 399	2	111-118
-	151 837 419	Channel, rear, left from Chassis No. 1 - 397 023 up to 1 - 929 745	1	151, 152
-	151 837 419 B	Channel, rear, left from Chassis No. 1 - 929 746 up to 2 528 667	1	151, 152
-	151 837 419 C	Channel, rear, left from Chassis No. 2 528 668 up to 6 502 399	1	151, 152
B 8	151 837 419 E	Channel, rear, left from Chassis No. 155 000 001	1	151, 152
-	151 837 420	Channel, rear, right from Chassis No. 1 - 397 023 up to 1 - 929 745	1	151, 152
-	151 837 420 B	Channel, rear, right from Chassis No. 1 - 929 746 up to 2 528 667	1	151, 152
-	151 837 420 C	Channel, rear, right from Chassis No. 2 528 668 up to 6 502 399	1	151, 152
-	151 837 420 E	Channel, rear, right from Chassis No. 155 000 001	1	151, 152
-	N 10 715 2	Screw, cheese head AM 6×15 up to Chassis No. 6 502 399	2	151, 152
-	N 12 105 1	Spring washer A 6.4 up to Chassis No. 6 502 399	2	151, 152
-	N 11 006 2	Nut, hex. M 6 up to Chassis No. 6 502 399	2	151, 152

Typ 1-22

Illustration **A 46 + B 46**



Key No.	Part No.	Description	Quantity	Type and model
-	N 11 974 1	Screw, countersunk raised head. AM 6×15 up to Chassis No. 6 502 399	2	151, 152
-	N 12 128 2	Shake-proof washer V 6.4 up to Chassis No. 6 502 399	2	151, 152
A 18	111 837 421	Clip - Channel, rear from Chassis No. 1 804 134	2	111-118
B 9	N 12 006 2	Lock washer B 6 from Chassis No. 155 000 001	2	151, 152
B 10	N 10 210 7	Bolt, hex. head M 6×10 K from Chassis No. 155 000 001	2	151, 152
B 11	141 837 563	Threaded pin - Window guide rails from Chassis No. 155 000 001	4	151, 152
B 12	N 11 670 1	Washer 8.1 from Chassis No. 155 000 001	2	151, 152
B 13	N 12 108 2	Spring washer A 8.4 from Chassis No. 155 000 001	2	151, 152
B 14	N 11 008 8	Nut, hex. M 8 from Chassis No. 155 000 001	2	151, 152
B 15	211 831 449	Plug 23 from Chassis No. 155 000 001	2	151, 152
-	151 837 425	Frame - Door window, left up to Chassis No. 1 - 397 022	1	151, 152
-	151 837 425 D	Frame - Door window, left from Chassis No. 1 939 090 up to 6 502 399	1	151, 152
B 16	151 837 425 F	Frame - Door window, left from Chassis No. 155 000 001	1	151, 152
-	151 837 426	Frame - Door window, right up to Chassis No. 1 - 397 022	1	151, 152
-	151 837 426 B	Frame - Door window, right from Chassis No. 1 - 397 023 up to 1 939 089	1	151, 152
-	151 837 426 D	Frame - Door window, right from Chassis No. 1 939 090 up to 6 502 399	1	151, 152

Key No.	Part No.	Description	Quantity	Type and model
-	151 837 426 F	Frame - Door window, right from Chassis No. 155 000 001	1	151, 152
-	151 837 429	Tensioning wire - Door window frame from Chassis No. 155 000 001 up to 155 304 531	1	151, 152
-	111 837 431	Channel, upper - Door window up to Chassis No. 1 - 156 990	2	111-114
-	111 837 433	Channel, upper - Door window from Chassis No. 1 - 156 991 up to 1 - 397 022	2	111-118
A 19	311 837 433	Channel, front - Door window from Chassis No. 1 - 397 023 up to 6 502 399	2	111-118
A 20	311 837 433 A	Channel, front - Door window from Chassis No. 115 000 001	2	111-118
B 17	151 837 433 A	Channel, front - Door window from Chassis No. 1 - 397 023	2	151, 152
-	111 837 437	Channel, rear - Door window up to Chassis No. 1 - 156 990	2	111-114
-	111 837 439	Channel, rear - Door window from Chassis No. 1 - 156 991 up to 1 - 397 022	2	111-118
A 21		no longer available superseded by: 111 837 439 D		
A 22	111 837 439 D	Channel, rear - Door window from Chassis No. 1 - 397 023	2	111-118
-	151 837 439	Weatherstrip - Door window frame (length 1550 mm) up to Chassis No. 1 - 397 022	2	151, 152
-	151 837 439 A	Weatherstrip - Door window frame from Chassis No. 1 - 397 023 up to 1 - 487 007	2	151, 152
-	151 837 439 B	Weatherstrip - Door window frame from Chassis No. 1 - 487 008 up to 6 502 399	2	151, 152
B 18	151 837 439 D	Weatherstrip - Door window from Chassis No. 155 000 001	2	151, 152



Key No.	Part No.	Description	Quantity	Type and model
A 23	111 837 443	Clip - Rear run channel from Chassis No. 1 - 397 023 up to 6 502 399	2	111-118
A 24	111 837 361	Clip upper - Rear run channel from Chassis No. 115 000 001 up to 116 1021 300 from Chassis No. 117 000 001	10 12	111-118 111-118
A 25	311 837 443 A	Clip lower - Rear run channel from Chassis No. 115 000 001 up to 116 1021 300	2	111-118
A 26	111 837 445	Tapping screw, countersunk head M 3.5X11 - ... Channel door window, rear up to Chassis No. 6 502 399	8	111-118
A 27	211 837 629	Weatherstrip rear for vent wing up to Chassis No. 6 502 399	2	111-118
A 28	241 837 465	Weatherstrip rear for vent wing from Chassis No. 115 000 001	2	111-118
B 19	151 837 465	Weatherstrip rear - Vent wing up to Chassis No. 6 502 399	2	151, 152
-	111 837 469	Support - Vent wing frame from Chassis No. 115 000 001	2	111-118
B 20	151 837 471	Weatherstrip front - Door window slot inner left .. from Chassis No. 155 000 001	1	151, 152
-	151 837 472	Weatherstrip front - Door window slot inner right from Chassis No. 155 000 001	1	151, 152
-	111 837 473	Weatherstrip - Door window slot up to Chassis No. 1 - 397 022	4	111-118
B 21	151 837 473	Weatherstrip rear - Door window slot inner from Chassis No. 155 000 001	2	151, 152
A 29	111 837 475	Weatherstrip - Door window slot from Chassis No. 1 - 397 023 up to 6 502 399 from Chassis No. 1 - 397 023 up to 6 502 399	4 2	111, 112, 115, 116 113, 114, 117, 118
-	111 837 475 A	Weatherstrip inner - Door window slot left from Chassis No. 115 000 001 up to 118 701 826	1	111-118
A 30	111 837 475 B	Weatherstrip inner - Door window slot left from Chassis No. 118 701 827	1	111-118

Key No.	Part No.	Description	Quantity	Type and model
-	151 837 475	Weatherstrip (length 850 mm) – Door window slot up to Chassis No. 1 – 397 022	4	151, 152
B 22	151 837 475 B	Weatherstrip (length 570 mm) – Door window slot from Chassis No. 1 – 397 023 up to 6 502 399	4	151, 152
-	151 837 475 C	Weatherstrip with molding outer – Door window slot, left from Chassis No. 155 000 001 up to 155 999 000	1	151, 152
B 23	151 837 475 D	Weatherstrip with molding outer – Door window slot, left from Chassis No. 156 000 001	1	151, 152
-	111 837 476	Weatherstrip inner – Door window slot, right from Chassis No. 115 000 001 up to 118 701 826	1	111-118
-	111 837 476 A	Weatherstrip inner – Door window slot, right from Chassis No. 118 701 827	1	111-118
-	151 837 476 C	Weatherstrip with molding outer – Door window slot, right from Chassis No. 155 000 001 up to 156 000 001	1	151, 152
-	151 837 476 D	Weatherstrip with molding outer – Door window slot, right from Chassis No. 156 000 001	1	151, 152
-	151 837 491	Cover plate – Door (front, left) up to Chassis No. 1 – 397 022	1	151, 152
-	151 837 492	Cover plate – Door (front, right) up to Chassis No. 1 – 397 022	1	151, 152
B 24	151 837 493	Weatherstrip – Door (front, left) up to Chassis No. 6 502 399	1	151, 152
-	151 837 494	Weatherstrip – Door (front, right) up to Chassis No. 6 502 399	1	151, 152
-	151 837 495	Cover plate – Door (rear, left) up to Chassis No. 1 – 397 022	1	151, 152
-	151 837 496	Cover plate – Door (rear, right) up to Chassis No. 1 – 397 022	1	151, 152
B 25	151 837 497	Weatherstrip – Door (rear, left) up to Chassis No. 6 502 399	1	151, 152
B 26	151 837 497 A	Weatherstrip rear – Door window slot inner left .. from Chassis No. 155 000 001	1	151, 152



Key No.	Part No.	Description	Quantity	Type and model
-	151 837 498	Weatherstrip - Door (rear, right) up to Chassis No. 6 502 399	1	151, 152
-	151 837 498 A	Weatherstrip rear - Door window slot inner right from Chassis No. 155 000 001	1	151, 152
B 27	N 11 322 1	Tapping screw, countersunk head B 2.9x9.5 from Chassis No. 155 000 001	8	151, 152
B 28	343 831 741	Washer 3 countersunk from Chassis No. 155 000 001	2	151, 152
-	111 837 501 A	Winder - Door window, left up to Chassis No. 1 - 397 022	1	
-	111 837 501 B	Winder - Door window, left from Chassis No. 1 - 397 023 up to 1 - 929 745	1	111-118
A 31	111 837 501 D	Winder - Door window, left from Chassis No. 1 - 929 746 up to 6 502 399	1	111-118
-	111 837 501 F	Winder - Door window, left from Chassis No. 115 000 001 up to 117 999 000	1	111-118
A 32	111 837 501 G	Winder - Door window, left from Chassis No. 118 000 001 up to 118 701 826	1	111-118
A 33	111 837 501 J	Winder - Door window, left from Chassis No. 118 701 827	1	111-118
-	151 837 501 A	Winder - Door window, left from Chassis No. 1 - 397 023 up to 1 - 929 745	1	151, 152
-	151 837 501 B	Winder - Door window, left from Chassis No. 1 - 929 746 up to 4 096 525	1	151, 152
B 29	151 837 501 C	Winder - Door window, left from Chassis No. 4 096 526 up to 6 502 399	1	151, 152
-	151 837 501 D	Winder - Door window, left from Chassis No. 155 000 001 up to 157 999 000	1	151, 152
B 30	151 837 501 E	Winder - Door window, left from Chassis No. 158 000 001	1	151, 152
-	111 837 502 A	Winder - Door window, right up to Chassis 1 - 397 022	1	111-118

MAIN GROUP



BODY

Door window parts

Key No.	Part No.	Description	Quantity	Type and model
-	111 837 502 B	Winder - Door window, right from Chassis No. 1 - 397 023 up to 1 - 929 745	1	111-118
-	111 837 502 D	Winder - Door window, right from Chassis No. 1 - 929 746 up to 6 502 399	1	111-118
-	111 837 502 F	Winder - Door window, right from Chassis No. 115 000 001 up to 117 999 000	1	111-118
-	111 837 502 G	Winder - Door window, right from Chassis No. 118 000 001 up to 118 701 826	1	111-118
-	111 837 502 J	Winder - Door window, right from Chassis No. 118 701 827	1	111-118
-	151 837 502	Winder - Door window, right up to Chassis No. 1 - 397 022	1	151, 152
-	151 837 502 A	Winder - Door window, right from Chassis No. 1 - 397 023 up to 1 - 929 745	1	151, 152
-	151 837 502 B	Winder - Door window, right from Chassis No. 1 - 929 746 up to 4 096 525	1	151, 152
-	151 837 502 C	Winder - Door window, right from Chassis No. 4 096 526 up to 6 502 399	1	151, 152
-	151 837 502 D	Winder - Door window, right from Chassis No. 155 000 001 up to 157 999 000	1	151, 152
-	151 837 502 E	Winder - Door window, right from Chassis No. 158 000 001	1	151, 152
A 34	111 837 507	Spring - Window winder 111 837 501 D/502 D, ... 151 837 501 C/502 C up to Chassis No. 6 502 399	2	
-	151 837 507	Set of sliding pieces - Window winder 151 837 501 D/502 D from Chassis No. 155 000 001	2	151, 152
-	111 837 521	Cap - Mirror opening	x	
A 35	111 837 529	Buffer - Door window winder from Chassis No. 115 000 001 up to 118 701 826	4	111-118
A 36	111 837 547	Buffer - Door window winder from Chassis No. 115 000 001 up to 118 701 826	2	111-118

Typ 1-11

Illustration **A 46 + B 46**



Key No.	Part No.	Description	Quantity	Type and model
A 37	N 10 210 7	Bolt, hex. head M 6×10 K up to Chassis No. 6 502 399 from Chassis No. 115 000 001 up to 118 701 826 from Chassis No. 118 701 827	6 10 8	111-118 111-118
-	N 10 212 3	Bolt, hex. head M 6×12 from Chassis No. 155 000 001	6	151, 152
A 38	N 12 006 2	Lock washer B 6 up to Chassis No. 6 502 399	8	
A 39	111 837 961	Concave washer 6.4×12.5 from Chassis No. 115 000 001 up to 118 701 826 from Chassis No. 118 701 827	6 4	
-	311 837 943	Concave washer 6.4×18 galvanized from Chassis No. 115 000 001	4	111-118
A 40	111 837 561	Lift channel - Door window, left from Chassis No. 115 000 001 up to 118 701 826	1	111-118
-	111 837 562	Lift channel - Door window, right from Chassis No. 115 000 001 up to 118 701 826	1	111-118
A 41	111 837 565 C	Weatherstrip, 494 mm - 19 7/16 in. - Lift channel door window up to Chassis No. 6 502 399 from Chassis No. 115 000 001	2 2	111-118
-	151 837 565 B	Weatherstrip - Lift channel from Chassis No. 155 000 001	2	151, 152
-	111 837 571	Lift channel - Door window, left up to Chassis No. 1 - 397 022	1	111-118
A 42	111 837 571 B	Lift channel - Door window from Chassis No. 1 - 397 023 up to 6 502 399	2	111-118
A 43	111 837 571 G	Lift channel - Door window from Chassis No. 118 701 827	2	111-118
-	151 837 571	Lift channel - Door window, left up to Chassis No. 1 - 397 022	1	151, 152
-	151 837 571 A	Lift channel - Door window, left from Chassis No. 1 - 397 023 up to 1 - 929 745	1	151, 152
-	151 837 571 B	Lift channel - Door window, left from Chassis No. 1 - 929 746 up to 4 096 525	1	151, 152
B 31	151 837 571 C	Lift channel - Door window, left from Chassis No. 4 096 526 up to 6 502 399	1	151, 152

MAIN GROUP



BODY

Door window parts

Key No.	Part No.	Description	Quantity	Type and model
B 32	151 837 571 D	Lift channel – Door window, left from Chassis No. 155 000 001	1	151, 152
-	111 837 572	Lift channel – Door window, right up to Chassis No. 1 – 397 022	1	111-118
-	151 837 572	Lift channel – Door window, right up to Chassis No. 1 – 397 022	1	151, 152
-	151 837 572 A	Lift channel – Door window, right from Chassis No. 1 – 397 023 up to 1 – 929 745	1	151, 152
-	151 837 572 B	Lift channel – Door window, right from Chassis No. 1 – 929 746 up to 4 096 525	1	151, 152
-	151 837 572 C	Lift channel – Door window, right from Chassis No. 4 096 526 up to 6 502 399	1	151, 152
-	151 837 572 D	Lift channel – Door window, right from Chassis No. 155 000 001	1	151, 152
-	111 837 941	Concave washer 6.4×12.5 from Chassis No. 115 000 001 up to 118 701 826	4	111-118
A 44	311 837 943	Concave washer 6.4×18 galvanized from Chassis No. 115 000 001	4	111-118
A 45	N 10 212 3	Bolt, hex. head M 6×12 from Chassis No. 115 000 001 up to 118 701 826 from Chassis No. 118 701 827	8 4	111-118 111-118
-	111 837 581 E	Handle – Door window winder up to Chassis No. 116 1021 300 041 black 466 silver beige	2	111, 112, 115, 116
-	111 837 581 G	Handle – Door window winder from Chassis No. 117 000 001 up to 117 999 000 043 grey-black	2	111, 112, 115, 116
-	111 837 581 H	Handle – Door window winder from Chassis No. 118 000 001 up to 119 1200 000 from Chassis No. 110 2000 001 from Chassis No. 150 2000 001	2 2 4	111, 112, 115, 116 111-118 151, 152
A 46	113 837 581 C	Handle – Door window winder (chromium plated) up to Chassis No. 116 1021 300 567 ivory 466 silver beige	2	113, 114, 117, 118, 151, 152
A 47	113 837 581 D	Handle – Door window winder from Chassis No. 118 000 001 up to 119 1200 000	2	113, 114, 117, 118, 151, 152

U.S.A. →

U.S.A.

Typ 1-11

Illustration **A 46 + B 46**



Key No.	Part No.	Description	Quantity	Type and model
A 48	113 837 581 E 0/66 - 7/67	* Handle - Door window winder from Chassis No. 117 000 001 up to 117 999 000 043 grey-black	2	113, 114, 117, 118, 151, 152; M 110
A 49	N 12 810 1	Dowel pin, grooved 3x10 up to Chassis No. 117 999 000	2	
A 50	N 14 216 1	Screw, countersunk head AM 5x10 from Chassis No. 118 000 001	2	
A 51	113 837 235 A 1/47 - 7/63 1/47 - 7/63 8/63 - 7/66 8/66 - 7/67	Escutcheon - Door window winder handle up to Chassis No. 117 999 000 043 grey-black 567 ivory 466 silver beige 043 grey-black	2	111-118, 151, 152
A 52	111 837 229 C	Spring - Door window winder handle	2	
A 53	111 837 231	Buffer - Door window winder handle up to Chassis No. 117 999 000	2	
A 54	111 837 595 55 B-1-595 311-837-595	Packing - Door window winder handle from Chassis No. 118 000 001 up to 119 1200 000	2	
-	111 837 595 A	Packing - Door window winder handle from Chassis No. 110 2000 001 from Chassis No. 150 2000 001	2 4	111-118 151, 152
-	111 837 601	Vent wing, left from Chassis No. 115 000 001 up to 117 999 000	1	111, 112, 115, 116
-	111 837 601 D *	Vent wing, left from Chassis No. 118 000 001	1	111, 112, 115, 116; M 108, M 110
-	113 837 601	Vent wing, left, chromium plated from Chassis No. 115 000 001 up to 117 999 000	1	113, 114, 117, 118
A 55	113 837 601 D	Vent wing, left, chromium plated from Chassis No. 118 000 001	1	113, 114, 117, 118
-	111 837 602	Vent wing, right from Chassis No. 115 000 001 up to 117 999 000	1	111, 112, 115, 116
-	111 837 602 D *	Vent wing, right from Chassis No. 118 000 001	1	111, 112, 115, 116; M 108, M 110
-	113 837 602	Vent wing, right, chromium plated from Chassis No. 115 000 001 up to 117 999 000	1	113, 114, 117, 118

MAIN GROUP



BODY

Door window parts

Key No.	Part No.	Description	Quantity	Type and model
-	113 837 602 B	Vent wing, right, chromium plated from Chassis No. 118 000 001 up to 111 2495 499	1	113, 114, 117, 118
-	113 837 602 D	Vent wing, right, chromium plated from Chassis No. 111 2495 500	1	113, 114, 117, 118
-	111 837 605	Vent wing, left up to Chassis No. 1 - 929 745	1	111, 112, 115, 116
-	111 837 605 A	Vent wing, left from Chassis No. 1 - 929 746 up to 6 502 399	1	111, 112, 115, 116
-	113 837 605	Vent wing, left, chromium plated up to Chassis No. 1 - 929 745	1	113, 114, 117, 118
A 56	113 837 605 A	Vent wing, left, chromium plated from Chassis No. 1 - 929 746 up to 6 502 399	1	113, 114, 117, 118
-	151 837 605	Vent wing, left up to Chassis No. 1 - 575 414	1	151, 152
-	151 837 605 A	Vent wing, left from Chassis No. 1 - 575 415 up to 1 - 929 745	1	151, 152
B 33	151 837 605 B	Vent wing, left from Chassis No. 1 - 929 746 up to 6 502 399	1	151, 152
-	151 837 605 C	Vent wing, left from Chassis No. 155 000 001 up to 157 999 000	1	151, 152
B 34	151 837 605 D	Vent wing, left from Chassis No. 158 000 001	1	151, 152
-	111 837 606	Vent wing, right up to Chassis No. 1 - 929 745	1	111, 112, 115, 116
-	111 837 606 A	Vent wing, right from Chassis No. 1 - 929 746 up to 6 502 399	1	111, 112, 115, 116
-	113 837 606	Vent wing, right, chromium plated up to Chassis No. 1 - 929 745	1	113, 114, 117, 118
-	113 837 606 A	Vent wing, right, chromium plated from Chassis No. 1 - 929 746 up to 6 502 399	1	113, 114, 117, 118
-	151 837 606	Vent wing, right up to Chassis No. 1 - 575 414	1	151, 152
-	151 837 606 A	Vent wing, right from Chassis No. 1 - 575 415 up to 1 - 929 745	1	151, 152

Typ 1-3

Illustration **A 46 + B 46**



Key No.	Part No.	Description	Quantity	Type and model
-	151 837 606 B	Vent wing, right from Chassis No. 1 - 929 746 up to 6 502 399	1	151, 152
-	151 837 606 C	Vent wing, right from Chassis No. 155 000 001 up to 157 999 000	1	151, 152
-	151 837 606 D	Vent wing, right from Chassis No. 158 000 001	1	151, 152
-	111 837 609	Frame - Vent wing, left up to Chassis No. 1 - 929 745	1	111, 112, 115, 116
-	111 837 609 B *	Frame - Vent wing, left from Chassis No. 115 000 001	1	111, 112, 115, 116; M 108, M 110
-	113 837 609	Frame, chromium plated - Vent wing, left up to Chassis No. 1 - 929 745	1	113, 114, 117, 118
A 57	113 837 609 A	Frame, chromium plated - Vent wing, left from Chassis No. 1 - 929 746 up to 6 502 399	1	111-118
A 58	113 837 609 D	Frame, chromium plated - Vent wing, left from Chassis No. 115 000 001	1	113, 114, 117, 118
B 35	151 837 609 B	Vent wing fitting lower left from Chassis No. 1 - 929 746 up to 6 502 399	1	151, 152
-	151 837 609 C	Vent wing fitting lower left from Chassis No. 155 000 001 up to 157 999 000	1	151, 152
B 36	151 837 609 D	Vent wing fitting lower left from Chassis No. 158 000 001	1	151, 152
-	111 837 610	Frame - Vent wing, right up to Chassis No. 1 - 929 745	1	111, 112, 115, 116
-	111 837 610 B *	Frame - Vent wing, right from Chassis No. 115 000 001	1	111, 112, 115, 116; M 108, M 110
-	113 837 610	Frame, chromium plated - Vent wing, right up to Chassis No. 1 - 929 745	1	113, 114, 117, 118
-	113 837 610 A	Frame, chromium plated - Vent wing, right from Chassis No. 1 - 929 746 up to 6 502 399	1	111-118
-	113 837 610 D	Frame, chromium plated - Vent wing, right from Chassis No. 115 000 001	1	113, 114, 117, 118

Key No.	Part No.	Description	Quantity	Type and model
-	151 837 610 B	Vent wing frame at bottom right from Chassis No. 1 - 929 746 up to 6 502 399	1	151, 152
-	151 837 610 C	Vent wing frame lower right from Chassis No. 155 000 001 up to 157 999 000	1	151, 152
-	151 837 610 D	Vent wing fitting lower right from Chassis No. 158 000 001	1	151, 152
A 59	113 837 621	Gutter, left, chromium plated up to Chassis No. 6 502 399	1	111-118
A 60	113 837 621 C *	Gutter, left, chromium plated from Chassis No. 115 000 001	1	111-118; M 108, M 110
-	111 837 622	Gutter, right up to Chassis No. 6 502 399	1	111, 112, 115, 116
-	113 837 622	Gutter, right, chromium plated up to Chassis No. 6 502 399	1	113, 114, 117, 118
-	113 837 622 C *	Gutter, right, chromium plated from Chassis No. 115 000 001	1	111-118; M 108, M 110
A 61	111 837 625	Weatherstrip - Vent wing, left up to Chassis No. 6 502 399	1	111-118
A 62	111 837 625 B	Weatherstrip - Vent wing, left from Chassis No. 115 000 001 use: from Chassis No. 115 000 001 up to 119 1200 000 241 837 465	1	111-118
B 37	151 837 625	Weatherstrip - Vent wing, left up to Chassis No. 6 502 399	1	151, 152
-	151 837 625 A	Weatherstrip - Vent wing, left from Chassis No. 155 000 001 up to 157 999 000	1	151, 152
B 38	151 837 625 B	Weatherstrip - Vent wing, left from Chassis No. 158 000 001	1	151, 152
-	111 837 626	Weatherstrip - Vent wing, right up to Chassis No. 6 502 399	1	111-118
-	111 837 626 B	Weatherstrip - Vent wing, right from Chassis No. 115 000 001 use: from Chassis No. 115 000 001 up to 119 1200 000 241 837 465	1	111-118
-	151 837 626	Weatherstrip - Vent wing, right up to Chassis No. 6 502 399	1	151, 152

Typ 1-3

Illustration **A 46 + B 46**



Key No.	Part No.	Description	Quantity	Type and model
-	151 837 626 A	Weatherstrip - Vent wing, right from Chassis No. 155 000 001 up to 157 999 000	1	151, 152
-	151 837 626 B	Weatherstrip - Vent wing, right from Chassis No. 158 000 001	1	151, 152
B 39	151 837 627	Vent wing frame upper up to Chassis No. 6 502 399	2	151, 152
B 40	151 837 627 A	Vent wing frame upper left from Chassis No. 155 000 001	1	151, 152
-	151 837 628 A	Vent wing frame upper right from Chassis No. 155 000 001	1	151, 152
-	111 837 631	Mounting bracket, upper, left - Vent wing up to Chassis No. 6 502 399	1	111, 112, 115, 116
A 63	111 837 631 A	Mounting bracket, upper, left - Vent wing from Chassis No. 115 000 001	1	111-118
A 64	113 837 631	Mounting bracket, upper, left - Vent wing (chromium plated) up to Chassis No. 6 502 399	1	113, 114, 117, 118
B 41	151 837 631	Spacer - Threaded bolt up to Chassis No. 6 502 399	2	151, 152
B 42	151 837 631 B	Spacer - Threaded bolt from Chassis No. 155 000 001	2	151, 152
-	111 837 632	Mounting bracket, upper, right - Vent wing up to Chassis No. 6 502 399	1	111, 112, 115, 116
-	111 837 632 A	Mounting bracket, upper, right - Vent wing from Chassis No. 115 000 001	1	111-118
-	113 837 632	Mounting bracket, upper, right - Vent wing (chromium plated) up to Chassis No. 6 502 399	1	113, 114, 117, 118
B 43	151 837 633	Threaded bolt up to Chassis No. 156 1021 300	2	151, 152
B 44	151 837 633 A	Threaded bolt from Chassis No. 157 000 001	2	151, 152
-	111 837 635	Retainer - Vent wing up to Chassis No. 1 - 929 745	2	111-118

MAIN GROUP



BODY

Door window parts

Key No.	Part No.	Description	Quantity	Type and model
A 65	111 837 635 A	Retainer – Vent wing from Chassis No. 1 – 929 746 up to 6 502 399	2	111-118
A 66	N 12 224 1	Spring washer B 4 up to Chassis No. 6 502 399	8	111-118
A 67	N 14 122 8	Screw, fillister head AM 4×8 up to Chassis No. 6 502 399	8	111-118
B 45	151 837 635 A	Retainer – Vent wing from Chassis No. 1 – 929 746	2	151, 152
A 68	111 837 637	Washer – Mounting bracket	2	111-118
A 69	N 13 661 2	Rivet B 4×8	2	111-118
-	111 837 639 B	Fastener – Vent wing, left from Chassis No. 115 000 001 up to 117 999 000	1	111-118
A70/B46	113 837 639 A	Fastener, chromium plated – Vent wing, left up to Chassis No. 6 502 399 from Chassis No. 155 000 001 up to 157 999 000	1 1	151, 152
-	111 837 640 B	Fastener – Vent wing, right from Chassis No. 115 000 001 up to 117 999 000	1	111-118
-	113 837 640 A	Fastener, chromium plated – Vent wing, right up to Chassis No. 6 502 399 from Chassis No. 155 000 001 up to 157 999 000	1 1	151, 152
A 71	N 13 736 3	Rivet 3×6 – Vent wing fastener and mounting bracket	8	111-118
B 47	N 13 740 1	Rivet 4×8	4	151, 152
A72/B48	113 837 643	Release button – Vent wing fastener up to Chassis No. 6 502 399 from Chassis No. 155 000 001	2 2	151, 152
A73/B49	N 13 331 1	Pin 2×12 up to Chassis No. 6 502 399 from Chassis No. 155 000 001	2 2	151, 152
A74/B50	111 837 645	Spring – Vent wing fastener up to Chassis No. 6 502 399 from Chassis No. 155 000 001	2 2	151, 152

Typ 1-3

Illustration **A 46 + B 46**



Key No.	Part No.	Description	Quantity	Type and model
-	111 837 667	Spring washer - Vent wing fastener up to Chassis No. 6 502 399	2	
B 51	151 837 651	Clamp - Vent wing up to Chassis No. 1 - 575 414	2	151, 152
A 75	111 837 653	Bracket - Vent wing clamp up to Chassis No. 1 - 929 745	2	
A 76	N 10 212 3	Bolt, hex. head M 6x12 up to Chassis No. 6 502 399	4	111-118
A 77	N 11 652 1	Washer 7 up to Chassis No. 6 502 399	4	111-118
A 78	N 12 226 2	Spring washer B 6 up to Chassis No. 6 502 399	4	111-118
A 79	111 837 655	Pivot - Vent wing clamp up to Chassis No. 1 - 929 745	2	
A 80	111 837 657	Fastener - Vent wing, left from Chassis No. 118 000 001 up to 111 2495 499	1	111-118
-	111 837 657 A	Fastener - Vent wing, left from Chassis No. 111 2495 500	1	111-118
B 52	151 837 657	Fastener - Vent wing, left from Chassis No. 158 000 001	1	151, 152
-	111 837 658	Fastener - Vent wing, right from Chassis No. 118 000 001 up to 111 2495 499	1	111-118
-	111 837 658 A	Fastener - Vent wing, right from Chassis No. 111 2495 500	1	111-118
-	151 837 658	Fastener - Vent wing, right from Chassis No. 158 000 001	1	151, 152
A 81	211 837 659	Friction washer - Vent wing clamp up to Chassis No. 1 - 929 745	4	
A 82	211 837 663	Carrier plate up to Chassis-No. 1 - 929 745	4	
A 83	211 837 667	Spring - Vent wing clamp up to Chassis No. 1 - 929 745	2	
A 84	311 837 943	Cup spring - Vent wing clamp from Chassis No. 1 - 929 746 up to 6 502 399 from Chassis No. 115 000 001 from Chassis No. 155 000 001	8 4 6	111-118 151, 152

SS
By

MAIN GROUP



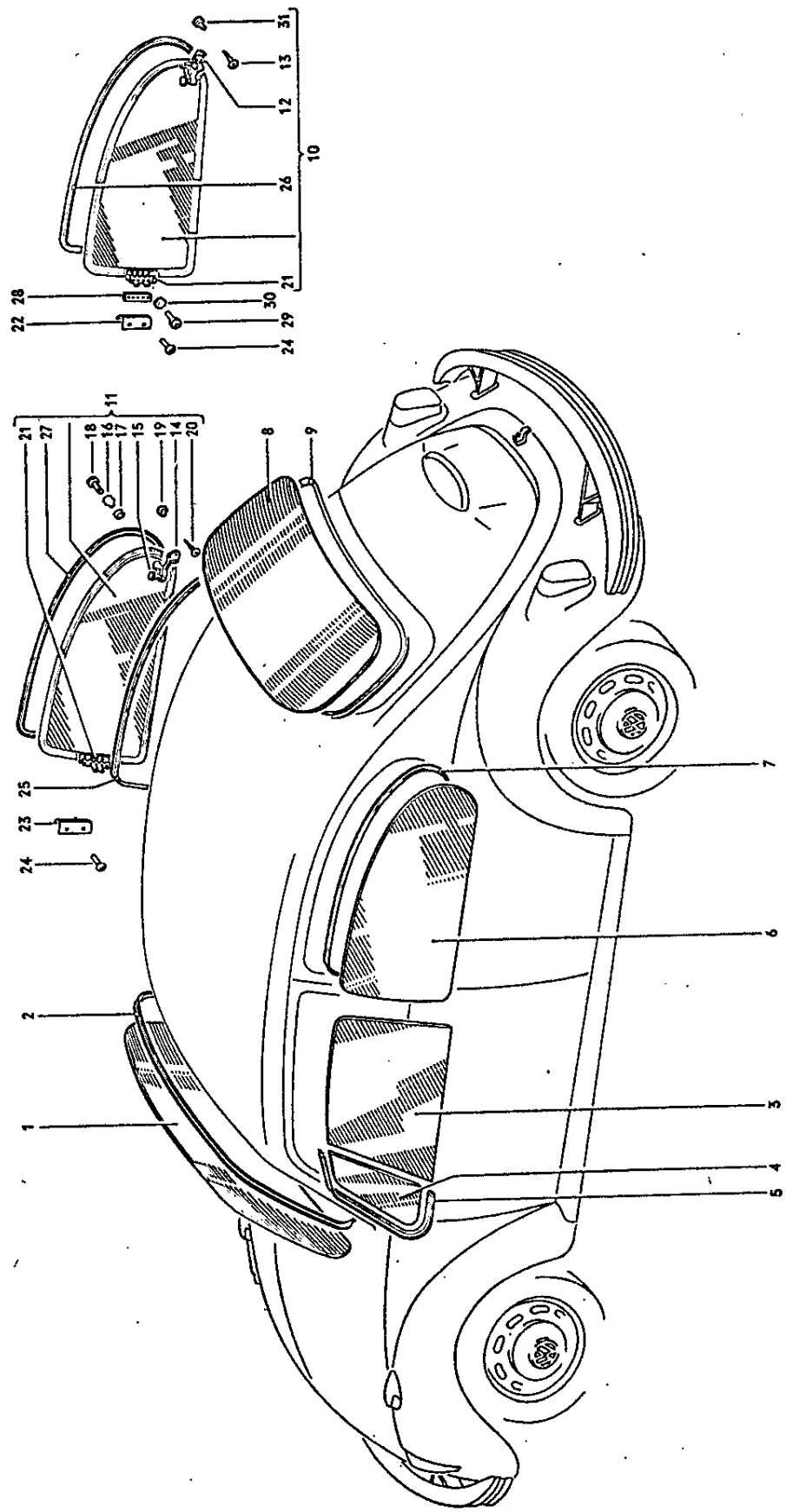
BODY

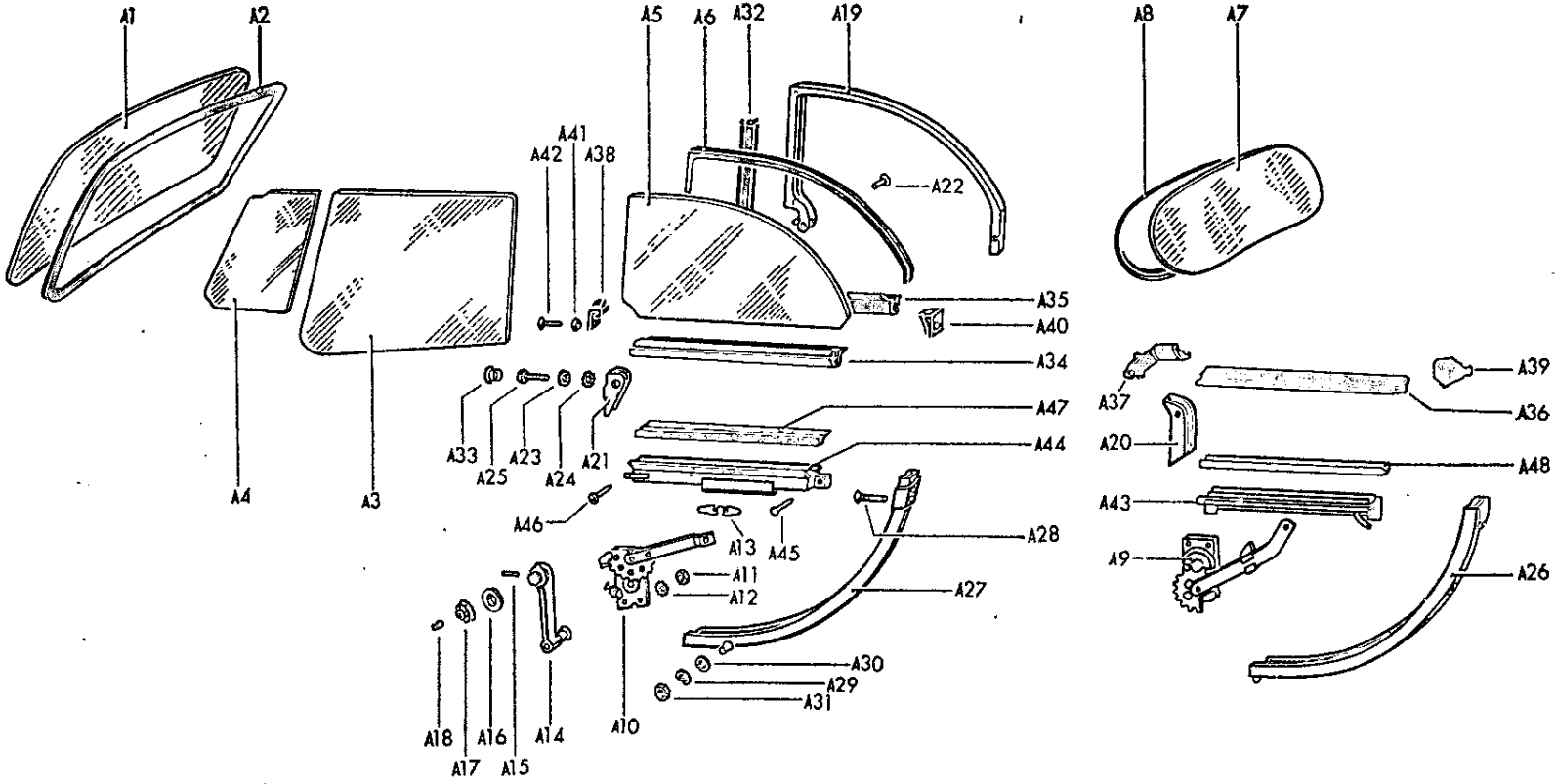
Door window parts

Key No.	Part No.	Description	Quantity	Type and model
A 85	111 837 675	Coupling ring – Clamp up to Chassis No. 1 – 929 745	2	
A 86	211 837 677	Lock plate – Vent wing clamp up to Chassis No. 1 – 929 745	2	
A 87	N 11 008 8	Nut, hex. M 8 up to Chassis No. 1 – 929 745	2	
B 53	151 837 679	Plate – Clamp up to Chassis No. 1 – 929 745	2	151, 152
B 54	N 10 212 3	Bolt, hex. head M 6×12 up to Chassis No. 1 – 929 745	4	151, 152
B 55	N 12 226 2	Spring washer B 6 up to Chassis No. 1 – 929 745	4	151, 152
B 56	N 11 652 1	Washer 7 up to Chassis No. 1 – 929 745	4	151, 152
A 88	111 837 683	Clamp, top – Vent wing from Chassis No. 1 – 929 746 up to 6 502 399	2	
A 89	311 837 683	Clamp, top – Vent wing from Chassis No. 115 000 001 up to 115 031 110 from Chassis No. 115 031 111	2 2	111-118
B 57	151 837 683	Clamp, top – Vent wing from Chassis No. 155 000 001 up to 155 031 110	2	151, 152
A 90	111 837 689	Clamp, bottom – Vent wing from Chassis No. 1 – 929 746 up to 6 502 399	2	
A 91	N 10 215 4	Bolt, hex. head M 6×15 up to Chassis No. 6 502 399	2	
A 92	N 12 226 2	Spring washer B 6 up to Chassis No. 6 502 399	2	
A 93	N 10 210 7	Bolt, hex. head M 6×10 up to Chassis No. 6 502 399	2	
-	111 837 807 A	Sound absorber – Door and quarter panel (self adhesive)	x	
-	111 837 939	Concave washer 5.3×12.5 galvanized	2	
-	111 837 941	Concave washer 6.4×12.5	16	

Typ 1-3

Illustration **A 46 + B 46**





Key No.	Part No.	Description	Quantity	Type and model
WINDOW GLASSES AND WEATHERSTRIPS				111-118, 151, 152
-	111 845 101 A	Glass - Windshield up to Chassis No. 1 600 439	1	111-118
-	111 845 101 H *	Glass - Windshield (laminated) up to Chassis No. 1 600 439	1	M 89: 111-118
-	111 845 101 C	Glass - Windshield from Chassis No. 1 600.440 up to 6 502 399	1	111-118
-	111 845 101 K *	Glass - Windshield (laminated) from Chassis No. 1 600 440 up to 6 502 399	1	M 89: 111-118
1	111 845 101 G	Glass - Windshield from Chassis No. 115 000 001	1	111-118
-	113 845 101 D *	Windshield (laminated glass) from Chassis No. 115 000 001	1	M 89: 111-118
-	113 845 101 F	Windshield, heat protection glass from Chassis No. 115 000 001	1	111-118
-	151 845 101	Glass - Windshield up to Chassis No. 1 600 439	1	151, 152
-	151 845 101 A *	Glass - Windshield (laminated) up to Chassis No. 1 600 439	1	M 89: 151, 152
-	151 845 101 B	Glass - Windshield from Chassis No. 1 600 440 up to 6 502 399	1	151, 152
A 1	151 845 101 D	Glass - Windshield from Chassis No. 155 000 001	1	151, 152
-	151 845 101 E *	Glass - Windshield (laminated) from Chassis No. 155 000 001 up to 157 999 000	1	M 89: 151, 152
-	151 845 101 F *	Windshield (laminated glass) from Chassis No. 158 000 001	1	M 89: 151, 152
-	151 845 101 H *	Glass - Windshield (laminated) from Chassis No. 1 600 440 up to 6 502 399	1	M 89: 151, 152
-	111 845 121	Weatherstrip - Windshield glass 111 845 101 up to Chassis No. 1 - 397 022 up to Chassis No. 1 - 244 667	1 1	111, 112, 115, 116 113, 114, 117, 118
-	113 845 121 A	Weatherstrip - Windshield glasses 111 845 101 A/B up to Chassis No. 1 600 439	1	111-118



Key No.	Part No.	Description	Quantity	Type and model
-	113 845 121 B	Weatherstrip – Windshield glasses 111 845 101 C/D from Chassis No. 1 600 440 up to 6 502 399	1	111-118
2	113 845 121 E	Weatherstrip – Windshield glass from Chassis No. 115 000 001 up to 110 2015 000 from Chassis No. 110 2015 001	1 1	111-118, M 110 111-118
-	113 845 121 H *	Weatherstrip – Windshield glass from Chassis No. 110 2015 001	1	M 89: 111-118; M 108, M 110
-	151 845 121	Weatherstrip – Windshield glasses 151 845 101/A up to Chassis No. 1 600 439	1	151, 152
-	151 845 121 A	Weatherstrip – Windshield glasses 151 845 101 B/C from Chassis No. 1 600 440 up to 6 502 399	1	151, 152
A 2	151 845 121 B	Weatherstrip – Windshield glass from Chassis No. 155 000 001	1	151, 152
-	151 845 121 C *	Weatherstrip – Windshield glass from Chassis No. 150 2000 001	1	M 89: 151, 152
-	311 845 141	* Clamping strip 996 mm (39 7/32 in.) – Windshield glass weatherstrip from Chassis No. 110 2015 001 shorten to 950 mm upper (37 13/32 in.)	x 1	M 89
-	311 845 143	* Clamping strip 1236 mm (48 21/31 in.) – Windshield glass weatherstrip from Chassis No. 110 2015 001 up to 110 3100 000 shorten to 800 mm lower (31 1/2 in.) from Chassis No. 110 2015 001 shorten to 250 mm sides (9 27/32 in.) from Chassis No. 111 2000 001 shorten to 536 mm lower (driver's side) (21 3/32 in.) 136 mm lower (passenger's side) (5 11/32 in.)	x 1 2 1 1	M 89
-	111 845 201	Glass – Door up to Chassis No. 1 – 156 990	2	111-114
-	111 845 201 A	Glass – Door from Chassis No. 1 – 156 991 up to 1 – 397 022	2	111-118
-	111 845 201 B	Glass – Door from Chassis No. 1 – 397 023 up to 6 502 399	2	111-118
3	111 845 201 D	Glass – Door from Chassis No. 115 000 001	2	111-118
-	151 845 201	Glass – Door up to Chassis No. 1 – 397 022	2	151, 152

Key No.	Part No.	Description	Quantity	Type and model
-	151 845 201 A	Glass - Door from Chassis No. 1 - 397 023 up to 6 502 399	2	151, 152
A 3	151 845 201 B	Glass - Door from Chassis No. 155 000 001	2	151, 152
-	111 845 251	Glass - Vent wing up to Chassis No. 6 502 399	2	111-118
4	111 845 251 B	Glass - Vent wing from Chassis No. 115 000 001	2	(11)-118
-	151 845 251	Glass - Vent wing up to Chassis No. 6 502 399	2	151, 152
A 4	151 845 251 B	Glass - Vent wing from Chassis No. 155 000 001	2	151, 152
5	221 845 295 A	Weatherstrip - Vent wing	2	
-	111 845 301 A	Glass - Quarter window up to Chassis No. 6 502 399	2	111-118
6	111 845 301 C	Glass - Quarter window from Chassis No. 115 000 001	2	111-118
-	151 845 301	Glass - Drop quarter window up to Chassis No. 1 - 397 022	2	151, 152
-	151 845 301 A	Glass - Drop quarter window from Chassis No. 1 - 397 023 up to 6 502 399	2	151, 152
A 5	151 845 301 B	Glass - Drop quarter window from Chassis No. 155 000 001	2	151, 152
-	111 845 321	Weatherstrip - Quarter window, left up to Chassis No. 1 - 397 022	1	111-118
-	113 845 321	Weatherstrip - Quarter window, left from Chassis No. 1 - 397 023 up to 6 502 399	1	111-118
-	113 845 321 D	Weatherstrip - Quarter window, left from Chassis No. 115 000 001 up to 111 2799 842 from Chassis No. 118 000 001 up to 111 2799 842 use: from Chassis No. 115 000 001 up to 110 2473 793 113 853 345 F	1 1	111-118 M 108, M 110
7	113 845 321 F	Weatherstrip - Quarter window, left from Chassis No. 111 2799 843	1	111-118; M 108, M 110



Key No.	Part No.	Description	Quantity	Type and model
A 6	151 845 321 A	Weatherstrip – Drop quarter window	2	151, 152
-	111 845 322	Weatherstrip – Quarter window, right	1	111-118
		up to Chassis No. 1 – 397 022		
-	113 845 322	Weatherstrip – Quarter window, right	1	111-118
		from Chassis No. 1 – 397 023 up to 6 502 399		
-	113 845 322 D	Weatherstrip – Quarter window, right	1	111-118
		from Chassis No. 115 000 001 up to 111 2799 842	1	111-118
		from Chassis No. 118 000 001 up to 111 2799 842	1	M 108, M 110
		use:		
		from Chassis No. 115 000 001 up to 110 2473 793		
		113 853 345 F		
-	113 845 322 F	Weatherstrip – Quarter window, right	1	111-118; M 108, M 110
		from Chassis No. 111 2799 843		
-	111 845 501 B	Glass – Rear window	2	111-118
		up to Chassis No. 1 – 454 950		
-	111 845 501 C	Glass – Rear window	1	111-118
		from Chassis No. 1 – 454 951 up to 1 600 439		
-	111 845 501 E	Glass – Rear window	1	111-118
		from Chassis No. 1 600 440 up to 6 502 399		
8	111 845 501 H	Glass – Rear window	1	111-118
		from Chassis No. 115 000 001 up to 111 3200 000		
-	111 845 501 J	Glass – Rear window 6 V (heatable)	1	M 102
		from Chassis No. 115 000 001 up to 117 999 000	1	M 102
		from Chassis No. 118 000 001 up to 111 3200 000	1	M 102; 111, 112, 115, 116
-	111 845 501 K	Glass – Rear window 12 V (heatable)	1	M 102/M 610
		from Chassis No. 115 000 001 up to 117 999 000	1	M 102, M 102/M 610, M 601
		from Chassis No. 118 000 001 up to 111 3200 000	1	
-	111 845 501 M	Glass – Rear window	1	111-118
		from Chassis No. 112 2000 001		
-	111 845 501 N	Glass – Rear window 12 V (heatable)	1	M 102, M 102/M 610
		from Chassis No. 112 2000 001		
-	111 845 501 P	Glass – Rear window 6 V (heatable)	x	M 102
		from Chassis No. 112 2000 001		
-	111 998 131	1 set of installation parts for rear window glass 6 V (heatable)	1	M 102
		from Chassis No. 115 000 001 up to 117 999 000	1	M 102; 111, 112, 115, 116
		from Chassis No. 118 000 001	1	

Key No.	Part No.	Description	Quantity	Type and model
-	111 998 133	1 set of installation parts for rear window glass 12 V (heatable) from Chassis No. 115 000 001 up to 117 999 000 from Chassis No. 118 000 001	1 1	M 102/M 610 M 102, M 102/M 610, M 601
-	151 845 501 A	Rear window glass - Top from Chassis No. 1 - 397 023 up to 1 600 439	1	151, 152
-	151 845 501 B	Rear window glass - Top from Chassis No. 1 600 440 up to 4 846 835	1	151, 152
A 7	151 845 501 D	Rear window glass - Top from Chassis No. 4 846 836	1	151, 152
-	151 845 501 E	Rear window glass, heatable 12 V - Top from Chassis No. 150 2572 520	1	M 102: 151, 152
(9)	111 845 521	Weatherstrip - Rear window glass 111 845 501 A up to Chassis No. 1 - 454 950	2	111-118
(9)	111 845 521 A	Weatherstrip - Rear window glass 111 845 501 B up to Chassis No. 1 - 454 950	2	111, 112, 115, 116
(9)	113 845 521	Weatherstrip - Rear window glass 111 845 501 B up to Chassis No. 1 - 454 950	2	113, 114, 117, 118
(9)	113 845 521 A	Weatherstrip - Rear window glass 111 845 501 C from Chassis No. 1 - 454 951 up to 1 600 439	1	111-118
(9)	113 845 521 B	Weatherstrip - Rear window glass 111 845 501 E from Chassis No. 1 600 440 up to 6 502 399	1	111-118
(9)	113 845 521 G	Weatherstrip - Rear window glass from Chassis No. 115 000 001 up to 111 2799 842	1	111-118; M 108, M 110
(9)	113 845 521 J	Weatherstrip - Rear window glass from Chassis No. 111 2799 843 up to 111 3200 000	1	111-118; M 108, M 110
9	113 845 521 K	Weatherstrip - Rear window glass from Chassis No. 112 2000 001	1	111-118; M 108, M 110
-	151 845 521 A	Weatherstrip - Rear window glass 151 845 501 A from Chassis No. 1 - 397 023 up to 1 600 439	1	151, 152



Key No.	Part No.	Description	Quantity	Type and model
-	151 845 521 B	Weatherstrip - Rear window glass 151 845 501 B . from Chassis No. 1 600 440 up to 4 846 835	1	151, 152
A 8	151 845 521 C	Weatherstrip - Rear window glasses 151 845 501 C/D/E from Chassis No. 4 846 836	1	151, 152
HINGED QUARTER WINDOW PARTS				M 93: 113, 114, 117, 118
-	*113 847 041	Hinged quarter window, left up to Chassis No. 6 502 399	1	
-	*113 847 041 A	Hinged quarter window, left from Chassis No. 115 000 001	1	
10	*113 847 042	Hinged quarter window, right up to Chassis No. 6 502 399	1	
11	*113 847 042 A	Hinged quarter window, right from Chassis No. 115 000 001	1	
-	111 898 105 A	1 set of hinged quarter windows for service installation from Chassis No. 115 000 001	1	
-	113 847 079	Fastener - Quarter window, left up to Chassis No. 6 502 399	1	
12	113 847 080	Fastener - Quarter window, right up to Chassis No. 6 502 399	1	
-	N 10 877 1	Screw, fillister head M 4×6×10 up to Chassis No. 6 502 399	2	
-	N 12 226 2	Spring washer B 6 up to Chassis No. 6 502 399	2	
-	N 11 181 1	Nut, hex. M 4 (self locking) up to Chassis No. 6 502 399	2	
13	N 14 085 1	Tapping screw, countersunk raised head B 3.5×9.5 up to Chassis No. 6 502 399	8	
-	113 847 081 B	Fastener - Quarter window, left from Chassis No. 115 000 001	1	
14	113 847 082 B	Fastener - Quarter window, right from Chassis No. 115 000 001	1	

Key No.	Part No.	Description	Quantity	Type and model
15	361 847 245	Knob – Fastener from Chassis No. 115 000 001	2	
16	113 847 205	Gasket, outer – Pin from Chassis No. 115 000 001	2	
17	113 847 207	Gasket, inner – Pin from Chassis No. 115 000 001	2	
18	311 847 229	Pin – Fastener mounting from Chassis No. 115 000 001	2	
19	N 12 434 1	Lock washer 4 from Chassis No. 115 000 001	2	
20	N 14 094 2	Tapping screw, countersunk raised head B 4.2X16 from Chassis No. 115 000 001	8	
-	113 847 125	Hinge spring – Hinged quarter window up to Chassis No. 5 727 841	2	
21	113 847 125 A	Hinge spring – Hinged quarter window from Chassis No. 5 727 842	2	
-	113 847 129	Cover strip – Hinge spring up to Chassis No. 5 727 841	2	
22	*113 847 129 A	Cover strip – Hinge spring from Chassis No. 5 727 842 up to 6 502 399	2	
23	*113 847 129 B	Cover strip – Hinge spring from Chassis No. 115 000 001 581 cloud white 041 black	2	
	8/65 - 7/69			
	8/69 -			
24	N 14 260 1	Screw, countersunk raised hd. AM 4X14 from Chassis No. 5 727 842	4	
-	*113 847 131 A	Beading – Hinged quarter window up to Chassis No. 6 502 399	2	
25	*113 847 131 B	Beading – Hinged quarter quarter window from Chassis No. 115 000 001 581 cloud white 041 black	2	
	8/65 - 7/69			
	8/69 -			
26	113 847 135	Weatherstrip – Hinged quarter window frame ... up to Chassis No. 6 502 399	2	



Key No.	Part No.	Description	Quantity	Type and model
27	113 847 135 A	Weatherstrip – Hinged quarter window frame ... from Chassis No. 115 000 001	2	
28	*113 847 139	Threaded plate – Hinged quarter window up to Chassis No. 6 502 399	2	
29	N 14 122 1	Screw, fillister hd. AM 4×8 up to Chassis No. 6 502 399	10	
30	N 12 004 1	Lock washer B 4 up to Chassis No. 6 502 399	10	
-	113 847 209	Base – Fastener up to Chassis No. 6 502 399	2	
-	113 847 213	Washer – Base to lever lower part up to Chassis No. 6 502 399	2	
-	113 847 217	Rivet up to Chassis No. 6 502 399	2	
-	113 847 221	Lever upper part – Fastener 113 847 079 up to Chassis No. 6 502 399	1	
-	113 847 222	Lever upper part – Fastener 113 847 080 up to Chassis No. 6 502 399	1	
-	113 847 225	Washer – Lever upper and lower parts up to Chassis No. 6 502 399	2	
-	113 847 227	Screw – Knob up to Chassis No. 6 502 399	2	
-	113 847 231	Lever lower part – Fastener 113 847 079 up to Chassis No. 6 502 399	1	
-	113 847 232	Lever lower part – Fastener 113 847 080 up to Chassis No. 6 502 399	1	
-	113 847 243	Cone up to Chassis No. 6 502 399	2	
-	113 847 263	Mounting up to Chassis No. 6 502 399	2	
31	113 847 265	Rivet – Fastener up to Chassis No. 6 502 399	4	

Key No.	Part No.	Description	Quantity	Type and model
DROP QUARTER WINDOW PARTS				151, 152
A 9	151 847 271	Winder – Drop quarter window, left up to Chassis No. 4 096 525	1	
-	151 847 271 A	Winder – Drop quarter window, left from Chassis No. 4 096 526 up to 6 502 399	1	
A 10	151 847 271 B	Winder – Drop quarter window, left from Chassis No. 155 000 001 up to 157 999 000	1	
-	151 847 271 C	Winder – Drop quarter window, left from Chassis No. 158 000 001	1	
-	151 847 272	Winder – Drop quarter window, right up to Chassis No. 4 096 525	1	
-	151 847 272 A	Winder – Drop quarter window, right from Chassis No. 4 096 526 up to 6 502 399	1	
-	151 847 272 B	Winder – Drop quarter window, right from Chassis No. 155 000 001 up to 157 999 000	1	
-	151 847 272 C	Winder – Drop quarter window, right from Chassis No. 158 000 001	1	
A 11	N 11 006 2	Nut, hex. M 6	8	
A 12	N 12 105 1	Shake-proof washer A 6.4	8	
A 13	111 837 507	Spring – Window winder from Chassis No. 155 000 001	2	
-	113 837 581 C	Handle – Window winder (chromium plated) up to Chassis No. 4 010 994 and from Chassis No. 4 400 654 up to 156 1021 300 567 ivory 466 silver beige	2	
	1/49 - 7/63 8/63 - 7/64			
A 14	113 837 581 E	Handle – Window winder (chromium plated) from Chassis No. 157 000 001 up to 157 999 000 043 grey-black	2	
	8/64 - 7/67			
-	113 837 581 D	Handle – Window winder from Chassis No. 158 000 001	2	
-	111 837 595	Anti squeak – Window winder handle from Chassis No. 158 000 001	2	



Key No.	Part No.	Description	Quantity	Type and model
A 15	N 12 810 1	Dowel pin, grooved 3×10	2	
A 16	113 837 235 A	Escutcheon – Window winder handle	2	
	1/49 - 7/63	567 ivory		
	8/63 - 7/66	466 silver beige		
	8/66 -	043 grey-black		
A 17	111 837 229 B	Spring – Window winder handle	2	
A 18	111 837 231	Buffer – Window winder handle	2	
-	151 847 281	Handle – Window winder	2	from Chassis No. 4 010 995 up to 4 400 653
-	151 847 311	Frame – Drop quarter window, left	1	up to Chassis No. 1 – 397 022
-	151 847 311 B	Frame – Drop quarter window, left	1	from Chassis No. 1 – 397 023 up to 6 502 399
A 19	151 847 311 C	Frame – Drop quarter window	2	from Chassis No. 155 000 001
-	151 847 312 B	Frame – Drop quarter window, right	1	from Chassis No. 1 – 397 023 up to 6 502 399
A 20	151 847 321	Bearing – Drop quarter window	2	up to Chassis No. 6 502 399
A 21	151 847 321 A	Bearing – Drop quarter window, left	1	from Chassis No. 155 000 001
-	151 847 322 A	Bearing – Drop quarter window, right	1	from Chassis No. 155 000 001
-	151 847 325	Rivet, countersunk – Drop quarter window bearing	2	up to Chassis No. 6 502 399
A 22	151 847 325 A	Rivet, countersunk – Drop quarter window bearing	2	from Chassis No. 155 000 001
A 23	N 11 695 2	Washer 6.1	4	from Chassis No. 155 000 001
A 24	N 12 108 2	Lock washer A 8.4	4	from Chassis No. 155 000 001



Key No.	Part No.	Description	Quantity	Type and model
A 25	N 10 216 B	Bolt, hex. head M 6×18 from Chassis No. 155 000 001	4	
-	151 847 331	Guide channel – Drop quarter window, left up to Chassis No. 1 – 929 745	1	
A 26	151 847 331 A	Guide channel – Drop quarter window, left from Chassis No. 1 – 929 746 up to 6 502 399	1	
A 27	151 847 331 B	Guide channel – Drop quarter window, left from Chassis No. 155 000 001	1	
-	151 847 332	Guide channel – Drop quarter window, right up to Chassis No. 1 – 929 745	1	
-	151 847 332 A	Guide channel – Drop quarter window, right from Chassis No. 1 – 929 746 up to 6 502 399	1	
-	151 847 332 B	Guide channel – Drop quarter window, right from Chassis No. 155 000 001	1	
A 28	N 14 216 1	Screw, countersunk head AM 5×10 from Chassis No. 155 000 001	4	
A 29	N 12 226 2	Spring washer B 6 from Chassis No. 155 000 001	2	
A 30	N 11 695 2	Washer 6.1 from Chassis No. 155 000 001	2	
A 31	N 11 006 2	Nut, hex. M 6 from Chassis No. 155 000 001	2	
A 32	151 847 341 A	Weatherstrip – Door window frame from Chassis No. 155 000 001	2	
A 33	111 831 449	Plug – Door lock pillar from Chassis No. 155 000 001	4	
-	151 847 345	Weatherstrip with molding, outer left from Chassis No. 155 000 001 up to 155 999 000	1	
A 34	151 847 345 A	Weatherstrip with molding, outer left from Chassis No. 156 000 001	1	
-	151 847 346	Weatherstrip with molding, outer right from Chassis No. 155 000 001 up to 155 999 000	1	

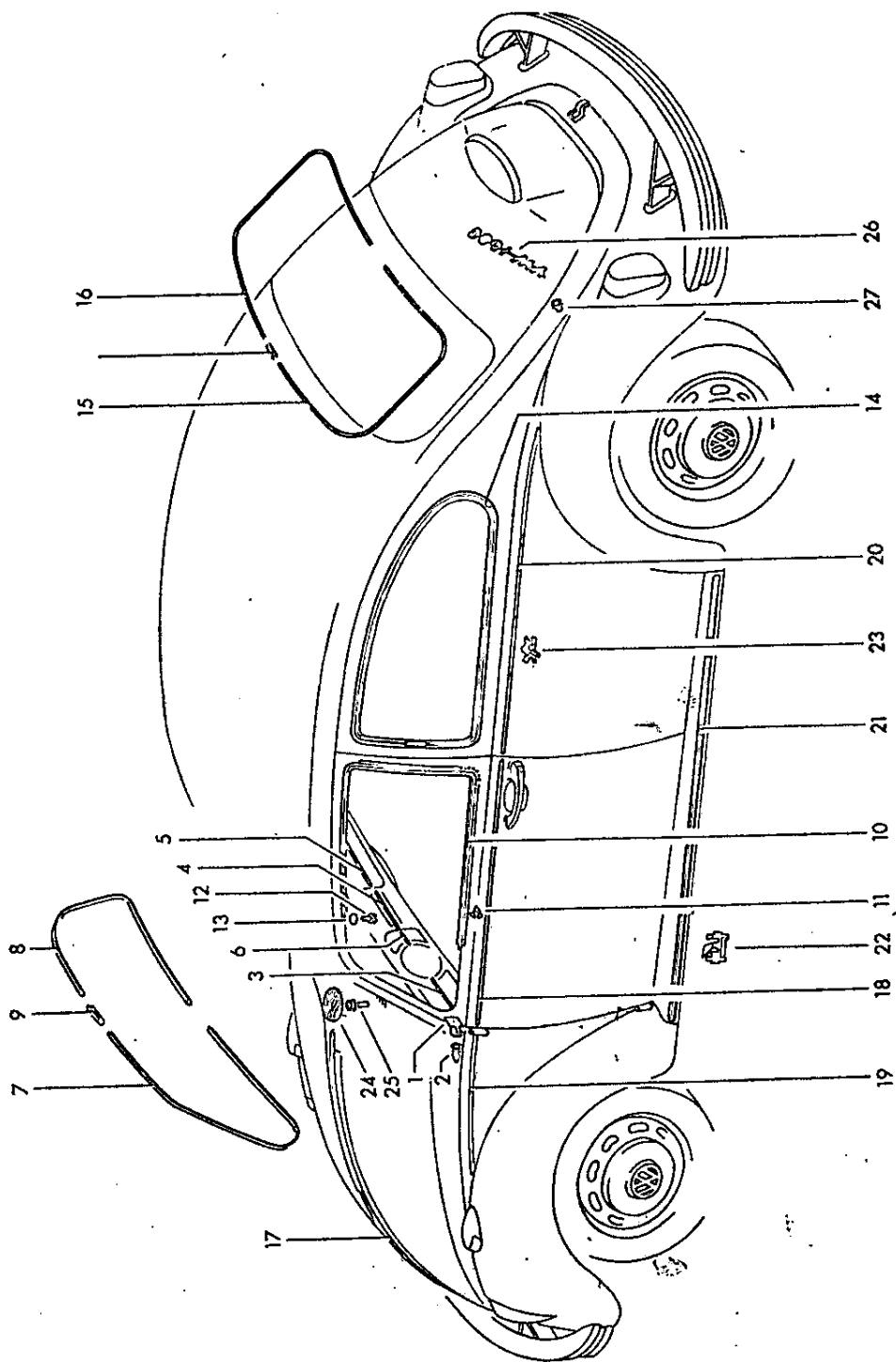
Typ 1-22

Illustration **47 + A47**



Key No.	Part No.	Description	Quantity	Type and model
-	151 847 346 A	Weatherstrip with molding, outer right from Chassis No. 156 000 001	1	
-	N 11 322 1	Tapping screw countersunk head B 2.9×9.5 from Chassis No. 155 000 001	4	
A 35	151 837 473	Weatherstrip – Window slot inner from Chassis No. 155 000 001	2	
-	151 837 475	Weatherstrip – Drop quarter window slot (length 500 mm) up to Chassis No. 1 – 397 022	2	
A 36	151 837 475 B	Weatherstrip – Drop quarter window slot (length 522 mm) from Chassis No. 1 – 397 023 up to 6 502 399	2	
A 37	151 847 351	Weatherstrip, front – Drop quarter window, left .. up to Chassis No. 6 502 399	1	
-	151 847 351 A	Weatherstrip, front – Drop quarter window, left .. from Chassis No. 155 000 001 up to 157 452 786	1	
A 38	151 847 351 B	Weatherstrip, front – Drop quarter window, left .. from Chassis No. 157 452 787	1	
-	151 847 352	Weatherstrip, front – Drop quarter window, right . up to Chassis No. 6 502 399	1	
-	151 847 352 A	Weatherstrip, front – Drop quarter window, right . from Chassis No. 155 000 001 up to 157 452 786	1	
A 39	151 847 352 B	Weatherstrip, front – Drop quarter window, right from Chassis No. 157 452 787	1	
-	151 847 357	Weatherstrip, rear – Drop quarter window, left ... up to Chassis No. 6 502 399	1	
A 40	151 847 357 A	Weatherstrip, rear – Drop quarter window, left ... from Chassis No. 155 000 001	1	
-	151 847 358	Weatherstrip, rear – Drop quarter window, right .. up to Chassis No. 6 502 399	1	
-	151 847 358 A	Weatherstrip, rear – Drop quarter window, right .. from Chassis No. 155 000 001	1	

Key No.	Part No.	Description	Quantity	Type and model
A 41	343 831 741	Washer 3 countersunk from Chassis No. 155 000 001	6	
A 42	N 11 322 1	Tapping screw countersunk head B 2.9×9.5 from Chassis No. 155 000 001	6	
A 43	151 847 365	Lift channel – Drop quarter window, left up to Chassis No. 6 502 399	1	
A 44	151 847 365 A	Lift channel – Drop quarter window, left from Chassis No. 155 000 001	1	
-	151 847 366	Lift channel – Drop quarter window, right up to Chassis No. 6 502 399	1	
-	151 847 366 A	Lift channel – Drop quarter window, right from Chassis No. 155 000 001	1	
A 45	N 11 322 1	Tapping screw countersunk head B 2.9×9.5 from Chassis No. 155 000 001	2	
A 46	N 13 904 1	Tapping screw, button head BZ 2.9×6.5 from Chassis No. 155 000 001	2	
A 47	151 847 371	Weatherstrip – Lift channel from Chassis No. 155 000 001	x	
A 48	111 837 565 C	Weatherstrip – Lift channel up to Chassis No. 6 502 399	x	
-	151 847 389	Cover plate – Drop quarter window slot up to Chassis No. 1 – 397 022	2	



Key No.	Part No.	Description	Quantity	Type and model..
		MOLDINGS		111-118, 151, 152
-	113 853 101 B	Molding 758 mm – Door lining, left right from Chassis No. 115 000 001 up to 116 1021 300	1 1	113, 117, 151 114, 118, 152
-	113 853 105 A	Molding – Door lining up to Chassis No. 2 528 667	2	113, 114, 117, 118, 151, 152
-	113 853 107	Clamping strip for molding 113 853 105 up to Chassis No. 2 528 667	2	113, 114, 117, 118, 151, 152
-	113 853 107 A	Clamping strip for molding 113 853 105/A up to Chassis No. 2 528 667	2	113, 114, 117, 118, 151, 152
-	113 853 111 C	Molding 416 mm – Quarter panel lining from Chassis No. 115 000 001 up to 116 1021 300	2	113, 114, 117, 118, 151, 152
-	113 853 113	Clamping strip, rear, for molding from Chassis No. 1 – 929 746 up to 1 600 439	2	113, 114, 117, 118, 151, 152
-	113 853 113 A	Clamping strip, rear, for molding from Chassis No. 1 600 439 up to 2 528 667	2	113, 114, 117, 118, 151, 152
-	113 853 115	Molding – Quarter panel lining up to Chassis No. 1 – 929 745	2	113, 114, 117, 118, 151, 152
-	113 853 115 A	Molding – Quarter panel lining left from Chassis No. 1 – 929 746 up to 1 600 439	1	113, 114, 117, 118, 151, 152
-	113 853 115 B	Molding – Quarter panel lining from Chassis No. 1 600 440 up to 2 528 667	2	113, 114, 117, 118, 151, 152
-	113 853 116 A	Molding – Quarter panel lining right from Chassis No. 1 – 929 746 up to 1 600 439	1	113, 114, 117, 118, 151, 152
-	113 853 117	Clamping strip for molding up to Chassis No. 1 – 929 745	2	113, 114, 117, 118, 151, 152
-	113 853 117 A	Clamping strip, front, for molding from Chassis No. 1 – 929 746 up to 1 600 439	2	113, 114, 117, 118, 151, 152
-	113 853 121	Molding front, 300 mm – Door lining, left right from Chassis No. 115 000 001 up to 116 1021 300	1 1	114, 118, 152 113, 117, 151



Key No.	Part No.	Description	Quantity	Type and model
-	113 853 131	Molding rear, 230 mm – Door lining, left right from Chassis No. 115 000 001 up to 116 1021 300	1 1	114, 118, 152 113, 117, 151
-	221 853 149	Clip – Molding from Chassis No. 115 000 001 up to 116 1021 300	22	113, 114, 117, 118, 151, 152
-	113 853 142	Ornamental frame – Glove compartment up to Chassis No. 1 – 397 022	2	113, 114, 117, 118, 151, 152
-	113 853 145	Molding – Arm rest from Chassis No. 1 – 929 746 up to 2 528 667	1	113, 114, 117, 118, 151, 152
-	113 853 151	Ornamental frame – Instrument panel up to Chassis No. 1 – 397 022	2	113, 114, 117, 118, 151, 152
1	113 853 235	Retaining clip – Instrument panel moldings from Chassis No. 3 192 507 up to 117 999 000	8	113, 114, 117, 118, 151, 152
2	113 853 237	Seal – Molding retaining clip from Chassis No. 3 192 507 up to 117 999 000	8	113, 114, 117, 118, 151, 152
-	113 853 241	Molding – Loudspeaker grille from Chassis No. 1 600 440 up to 3 192 506	1	113, 117, 151
-	113 853 241 A	Molding – Loudspeaker grille from Chassis No. 3 192 507 up to 117 999 000	1	113, 117, 151
3	113 853 241 B	Molding – Loudspeaker grille from Chassis No. 118 000 001 up to 119 1200 000	1	113, 117, 151
-	114 853 241 A	Molding – Loudspeaker grille (RHD) from Chassis No. 3 192 507 up to 117 999 000	1	114, 118, 152
-	114 853 241 B	Molding – Loudspeaker grille (RHD) from Chassis No. 118 000 001 up to 119 1200 000	1	114, 118, 152
-	113 853 243 A	Molding – Radio compartment from Chassis No. 1 600 440 up to 117 999 000	1	113, 114, 117, 118, 151, 152
4	113 853 243 B	Molding – Radio compartment from Chassis No. 118 000 001 up to 119 1200 000	1	113, 114, 117, 118, 151, 152
-	113 853 245	Molding – Glove compartment lid from Chassis No. 1 600 440 up to 3 192 506	1	113, 117, 151
-	113 853 245 A	Molding – Glove compartment lid from Chassis No. 1 600 440 up to 117 999 000	1	113, 117, 151

MAIN GROUP



BODY

Moldings

Key No.	Part No.	Description	Quantity	Type and model
5	113 853 245 B	Molding - Glove compartment lid from Chassis No. 118 000 001 up to 119 1200 000	1	113, 114, 117, 118, 151, 152
-	114 853 245 A	Molding - Glove compartment lid (RHD) from Chassis No. 1 600 440 up to 117 999 000	1	114, 118, 152
-	113 853 247	Molding - Instrument panel grille from Chassis No. 1 600 440 up to 3 192 506	1	113, 117, 151
-	113 853 247 A	Molding - Instrument panel grille from Chassis No. 1 600 440 up to 4 010 994	1	113, 117, 151
6	113 853 247 B	Molding - Instrument panel grille from Chassis No. 118 000 001 up to 119 1200 000	1	113, 117, 151
-	114 853 247 A	Molding - Instrument panel grille (RHD) from Chassis No. 1 600 440 up to 4 010 994	1	114, 118, 152
-	114 853 247 B	Molding - Instrument panel grille (RHD) from Chassis No. 118 000 001 up to 119 1200 000	1	114, 118, 152
-	N 12 052 1	Clamping plate 3 up to Chassis No. 3 192 506	10	113, 114, 117, 118, 151, 152
-	113 853 305 A	Trim frame left half - Windshield from Chassis No. 1 - 397 023 up to 1 600 439	1	113, 114, 117, 118
-	113 853 305 D	Trim frame left half - Windshield from Chassis No. 1 600 440 up to 6 502 399	1	113, 114, 117, 118
7	113 853 305 E	Trim frame left half - Windshield from Chassis No. 115 000 001	1	113, 114, 117, 118
-	151 853 305 A	Trim frame left half - Windshield up to Chassis No. 1 600 439	1	151, 152
-	151 853 305 B	Trim frame left half - Windshield from Chassis No. 1 600 440 up to 6 502 399	1	151, 152
-	151 853 305 C	Trim frame left half - Windshield from Chassis No. 155 000 001	1	151, 152
-	113 853 306 A	Trim frame right half - Windshield from Chassis No. 1 - 397 023 up to 1 600 439	1	113, 114, 117, 118
-	113 853 306 D	Trim frame right half - Windshield from Chassis No. 1 600 440 up to 6 502 399	1	113, 114, 117, 118



Key No.	Part No.	Description	Quantity	Type and model
8	113 853 306 E	Trim frame right half – Windshield from Chassis No. 115 000 001	1	113, 114, 117, 118
-	151 853 306 A	Trim frame right half – Windshield up to Chassis No. 1 600 439	1	151, 152
-	151 853 306 B	Trim frame right half – Windshield from Chassis No. 1 600 440 up to 6 502 399	1	151, 152
-	151 853 306 C	Trim frame right half – Windshield from Chassis No. 155 000 001	1	151, 152
-	315 853 309	Sleeve – Trim moulding from Chassis No. 1 – 397 023 from Chassis No. 1 – 397 023 up to 110 2473 793 from Chassis No. 110 2473 794	2 6 2	151, 152 113, 114, 117, 118 113, 114, 117, 118
9	113 853 309 F	Sleeve – Trim frames 113 853 345 G/355 G from Chassis No. 110 2473 794	3	113, 114, 117, 118
-	113 853 321 C	Trim frame – Door window, left up to Chassis No. 6 502 399	1	113, 114, 117, 118
10	113 853 321 D	Trim frame – Door window, left from Chassis No. 115 000 001	1	111-118
-	113 853 322 C	Trim frame – Door window, right up to Chassis No. 6 502 399	1	113, 114, 117, 118
-	113 853 322 D	Trim frame – Door window, right from Chassis No. 115 000 001	1	111-118
-	151 853 327	Molding inner – Door window slot up to Chassis No. 6 502 399	2	151, 152
11	113 853 329	Clamp – Trim frame up to Chassis No. 6 502 399 from Chassis No. 115 000 001	12 14	113, 114, 117, 118 111-118
12	N 13 956 2	Tapping screw, fillister head B 3.5×6.5 from Chassis No. 115 000 001	2	111-118
13	N 11 521 1	Washer A 3.7 from Chassis No. 115 000 001	2	111-118
-	151 853 331	Molding outer – Door window slot up to Chassis No. 6 502 399	2	151, 152

Key No.	Part No.	Description	Quantity	Type and model
-	151 853 335	Retaining spring - Molding up to Chassis No. 6 502 399	8	151, 152
-	151 853 341	Retaining spring - Molding up to Chassis No. 6 502 399	56	151, 152
-	113 853 345 B	Trim frame - Quarter window glass, left up to Chassis No. 6 502 399	1	113, 114, 117, 118
14	113 853 345 F	Trim frame - Quarter window glass from Chassis No. 115 000 001 use: from Chassis No. 115 000 001 up to 110 2473 793 113 845 321 D/322 D	2	113, 114, 117, 118
-	113 853 346 B	Trim frame - Quarter window glass, right up to Chassis No. 6 502 399	1	113, 114, 117, 118
-	151 853 347	Molding - Drop quarter window slot up to Chassis No. 6 502 399	4	151, 152
-	151 853 341	Retaining spring - Molding up to Chassis No. 6 502 399	40	151, 152
-	113 853 355 A	Trim frame - Rear window glass from Chassis No. 1 - 454 951 up to 1 600 439	1	113, 114, 117, 118
-	113 853 355 C	Trim frame left half - Rear window glass from Chassis No. 1 600 439 up to 6 502 399	1	113, 114, 117, 118
-	113 853 355 D	Trim frame left half - Rear window glass from Chassis No. 115 000 001 up to 110 2473 793	1	113, 114, 117, 118
15	113 853 355 G	Trim frame - Rear window glass from Chassis No. 115 000 001 up to 111 3200 000 use: from Chassis No. 115 000 001 up to 110 2473 793 113 845 521 F	1	113, 114, 117, 118
-	113 853 355 F	Trim frame - Rear window glass from Chassis No. 112 2000 001	1	113, 114, 117, 118
-	151 853 355 A	Trim frame left half - Rear window glass from Chassis No. 1 600 440 up to 4 846 835	1	151, 152
-	151 853 355 C	Trim frame left half - Rear window glass from Chassis No. 4 846 836	1	151, 152
16	113 853 356 C	Trim frame right half - Rear window glass from Chassis No. 1 600 440 up to 6 502 399	1	113, 114, 117, 118

MAIN GROUP



BODY

Moldings

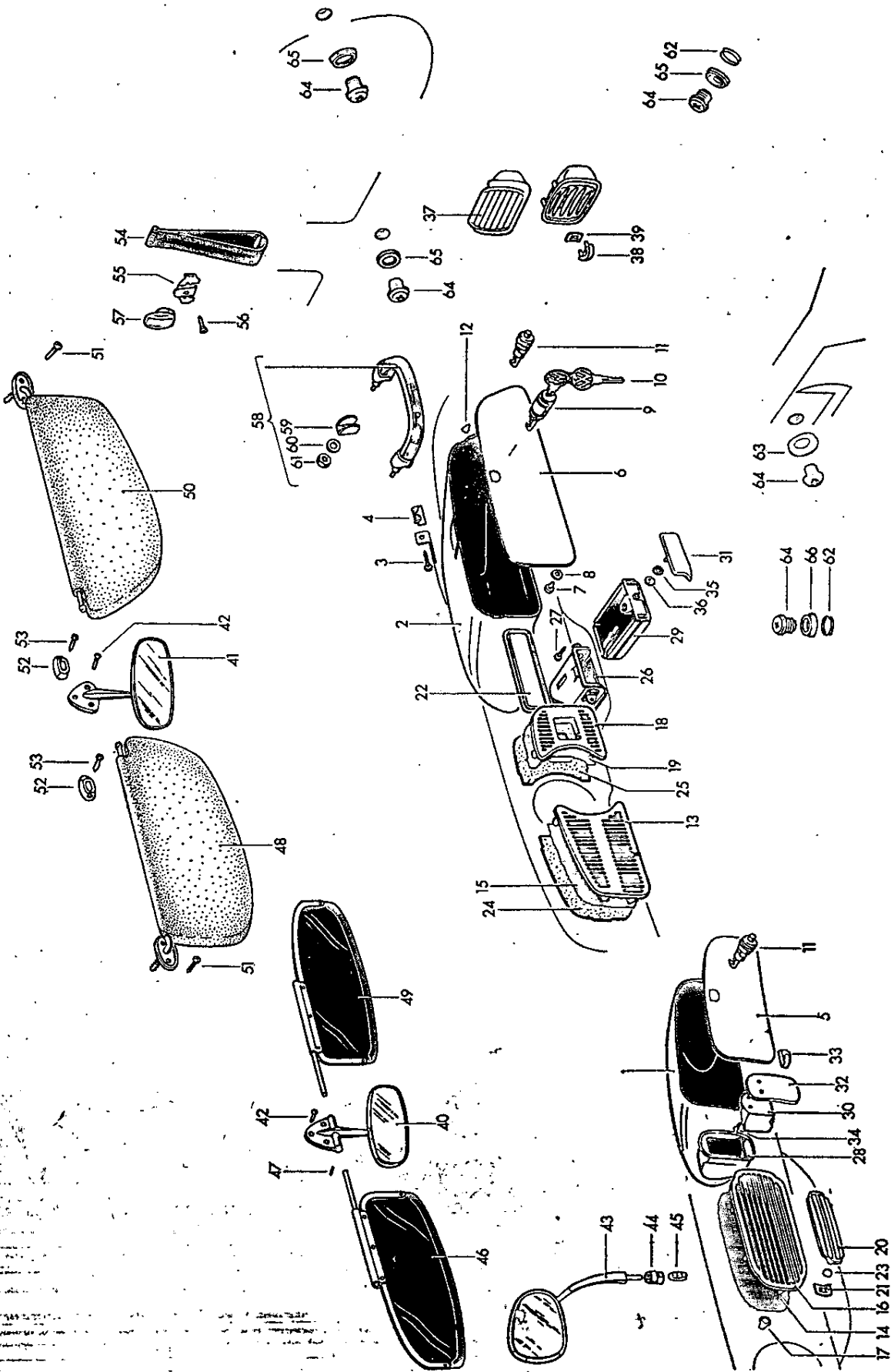
Key No.	Part No.	Description	Quantity	Type and model
-	151 853 356	Trim frame right half - Rear window glass from Chassis No. 1 - 397 023 up to 1.600 439	1	151, 152
-	151 853 356 A	Trim frame right half - Rear window glass from Chassis No. 1 600 440 up to 4 846 835	1	151, 152
-	151 853 356 C	Trim frame right half - Rear window glass from Chassis No. 4 846 836	1	151, 152
-	113 853 505 C	Molding - Front hood up to Chassis No. 5 010 447	1	113, 114, 117, 118, 151, 152
-	*113 853 505 F	Molding - Front hood from Chassis No. 5 010 448 up to 116 1021 300	1	113, 114, 117, 118, 151, 152
-	113 853 505 G	Molding - Front hood from Chassis No. 117 000 001 up to 117 999 000	1	113, 114, 117, 118, 151, 152
17	113 853 505 H	Molding - Front hood from Chassis No. 118 000 001	1	113, 114, 117, 118, 151, 152
-	*113 853 515 A	Molding - Door up to Chassis No. 116 1021 300	2	113, 114, 117, 118, 151, 152
18	113 853 515 B	Molding - Door from Chassis No. 117 000 001 up to 117 999 000 from Chassis No. 118 000 001	2 2	113, 114, 117, 118, 151, 152; M 86
-	*113 853 525 A	Molding - Side panel, left up to Chassis No. 116 1021 300	1	113, 114, 117, 118, 151, 152
19	113 853 525 B	Molding - Side panel, left from Chassis No. 117 000 001 up to 117 999 000 from Chassis No. 118 000 001 up to 110 3100 000 from Chassis No. 111 2000 001	1 1 1	113, 114, 117, 118, 151, 152; M 86 111, 112, 115, 116; M 1
-	113 853 525 C	Molding - Side panel, left from Chassis No. 111 2000 001	1	113, 114, 117, 118, 151, 152
-	*113 853 526 A	Molding - Side panel, right up to Chassis No. 116 1021 300	1	113, 114, 117, 118, 151, 152

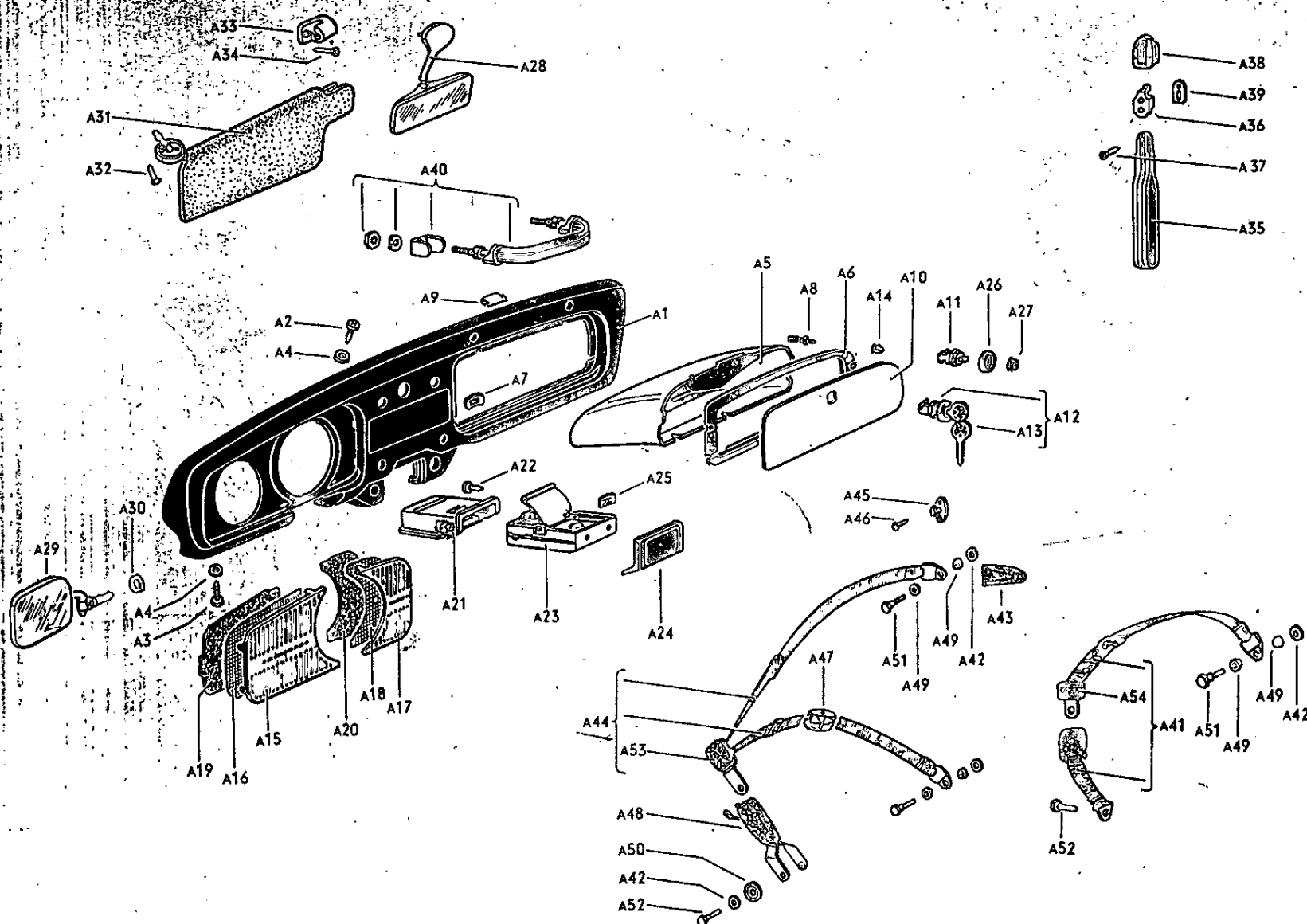
Key No.	Part No.	Description	Quantity	Type and model
-	113 853 526 B	Molding - Side panel, right from Chassis No. 117 000 001 up to 117 999 000	1	113, 114, 117, 118, 151, 152; M 86
		from Chassis No. 118 000 001 up to 110 3100 000	1	
		from Chassis No. 111 2000 001	1	111, 112, 115, 116; M 1
-	113 853 526 C	Molding - Side panel, right from Chassis No. 111 2000 001	1	113, 114, 117, 118, 151, 152
-	*113 853 535 A	Molding - Quarter panel, left up to Chassis No. 116 1021 300	1	113, 114, 117, 118, 151, 152
20	113 853 535 B	Molding - Quarter panel, left from Chassis No. 117 000 001 up to 117 999 000	1	113, 114, 117, 118, 151, 152; M 86
		from Chassis No. 118 000 001	1	
-	*113 853 536 A	Molding - Quarter panel, right up to Chassis No. 116 1021 300	1	113, 114, 117, 118, 151, 152
-	113 853 536 B	Molding - Quarter panel, right from Chassis No. 117 000 001 up to 117 999 000	1	113, 114, 117, 118, 151, 152; M 86
		from Chassis No. 118 000 001	1	
-	*113 853 555 B	Molding - Sill panel up to Chassis No. 116 1021 300	2	113, 114, 117, 118, 151, 152
21	113 853 555 C	Molding - Sill panel from Chassis No. 117 000 001	2	113, 114, 117, 118, 151, 152
-	113 853 559	Retaining clip - Molding up to Chassis No. 116 1021 300	10	113, 114, 117, 118, 151, 152
22	113 853 559 A	Retaining clip - Molding from Chassis No. 117 000 001	10	113, 114, 117, 118, 151, 152
-	*113 853 565	Retaining clip screw - Molding up to Chassis No. 116 1021 300	16	113, 114, 117, 118, 151, 152
-	N 12 004 1	Lock washer B 4 up to Chassis No. 116 1021 300	16	113, 114, 117, 118, 151, 152
-	N 11 004 2	Nut, hex. M 4 up to Chassis No. 116 1021 300	16	113, 114, 117, 118, 151, 152
-	113 853 585	Clamp - Molding up to Chassis No. 1 - 397 023	36	113, 114, 117, 118, 151, 152



Key No.	Part No.	Description	Quantity	Type and model
-	*113 853 585 B	Clamp - Molding from Chassis No. 1 - 397 023 up to 116 1021 300	34	113, 114, 117, 118, 151, 152
23	113 853 585 C	Plastic clip - Molding from Chassis No. 117 000 001 from Chassis No. 117 483 306	70 56	113, 114, 117, 118, 151, 152 111, 112, 115, 116; M 86
-	*113 857 219	Rubber cap - Molding clamp up to Chassis No. 1 - 397 022	32 16	113, 114, 117, 118 151, 152
-	113 857 219 A	Rubber cap - Molding clamp from Chassis No. 1 - 397 023 up to 116 1021 300	34	113, 114, 117, 118, 151, 152
-	211 831 449	Plug 23 - Quarter panel, inner	4	111, 112, 115, 116
-	111 853 593	Grommet 25.5 - Quarter panel, inner	4	111, 112, 115, 116
-	113 853 601 A	VW sign - With 3 mounting pins from Chassis No. 3 551 045 up to 5 010 447	1	113, 114, 117, 118, 151, 152
24	*113 853 601 B	VW sign - With 3 mounting pins from Chassis No. 5 010 448	1	
-	113 853 605 A	VW sign - With 4 mounting clamps from Chassis No. 1 - 397 023 up to 3 551 044	1	113, 114, 117, 118, 151, 152
-	113 853 611	Rubber seal - City arms up to Chassis No. 5 010 447	2	113, 114, 117, 118, 151, 152
25	113 853 615	Seal - VW sign from Chassis No. 3 551 045 up to 5 010 447 from Chassis No. 5 010 448	3 3	113, 114, 117, 118, 151, 152; M 86
-	113 853 621 B	City arms up of Chassis No. 5 010 447	1	113, 114, 117, 118, 151, 152
-	113 853 631 B	Base plate - City arms up to Chassis No. 5 010 447	1	113, 114, 117, 118, 151, 152
-	113 853 641 A	Ornamental grille - Front fender (oval) from Chassis No. 1 - 397 023 up to 117 999 000 from Chassis No. 118 000 001	2 2	111, 112, 115, 116
-	113 853 643 A	Plate under ornamental grille from Chassis No. 1 - 397 023 up to 6 502 399 from Chassis No. 115 000 001 up to 117 999 000 from Chassis No. 118 000 001	1 1 1	113, 114, 117, 118, 151, 152 111, 112, 115, 116

Key No.	Part No.	Description	Quantity	Type and model
-	113 853 675	Sign "VW Automatic"	1	M 9
-	113 853 675 A *	Sign "Automatic Stickshift"	1	M 9/M 23
		up to Chassis No. 119 397 734		
-	111 853 687	Sign "1200"	1	111, 112, 115, 116
		from Chassis No. 116 000 001 up to 116 1021 300		
-	111 853 687 A	Sign "VW 1300"	1	111, 112, 115, 116;
		from Chassis No. 117 000 001 up to 117 999 000	1	M 87, M 88
		from Chassis No. 118 000 001 up to 110 3100 000	1	M 87, M 88
		from Chassis No. 111 2000 001	1	M 1/M 87, M 1/M 88
-	113 853 687	Sign "1300"	1	113, 114, 117, 118,
		from Chassis No. 116 000 001 up to 116 1021 300		151, 152
-	113 853 687 B *	Sign "Volkswagen"	1	M 14, M 22, M 23,
		from Chassis No. 117 000 001	1	M 110, M 137
		from Chassis No. 119 397 735	1	M 9/M 23
26	113 853 687 C.	Sign "VW 1500"	1	113, 114, 117, 118,
		from Chassis No. 117 000 001 up to 110 3100 000		151, 152
-	113 853 687 D	Sign "VW 1500 L"	1	M 603
		from Chassis No. 110 2000 001 up to 110 3100 000		
-	113 853 687 E	Sign "VW 1300 L"	1	M 87/M 603; M 88/M 603
		from Chassis No. 110 2000 001 up to 110 3100 000	1	M 1/M 87/M 603;
		from Chassis No. 111 2000 001	1	M 1/M 88/M 603
-	113 853 687 F	Sign "VW 1302"	1	M 87, M 88
		from Chassis No. 111 2000 001		
-	113 853 687 G	Sign "VW 1302 S"	1	113, 114, 117, 118
		from Chassis No. 111 2000 001		
-	113 853 687 H	Sign "VW 1302 L"	1	M 88/M 603
		from Chassis No. 111 2000 001 up to 111 3200 000	1	M 87/M 603; M 87, M 88:
		from Chassis No. 111 2000 001	1	151, 152
-	113 853 687 J	Sign "VW 1302 LS"	1	151, 152; M 603: 113, 114,
		from Chassis No. 151 2000 001		117, 118
27	111 853 695	Clamping plate 4 - Sign	3	113, 114, 117, 118,
		from Chassis No. 115 000 001 up to 117 999 000	3	151, 152
		from Chassis No. 118 000 001		
-	151 853 901	Sign "Karmann"	1	151, 152
-	113 853 615	Seal - Sign	2	151, 152





MAIN GROUP



BODY

Instrument panel fittings,
Rear view mirror

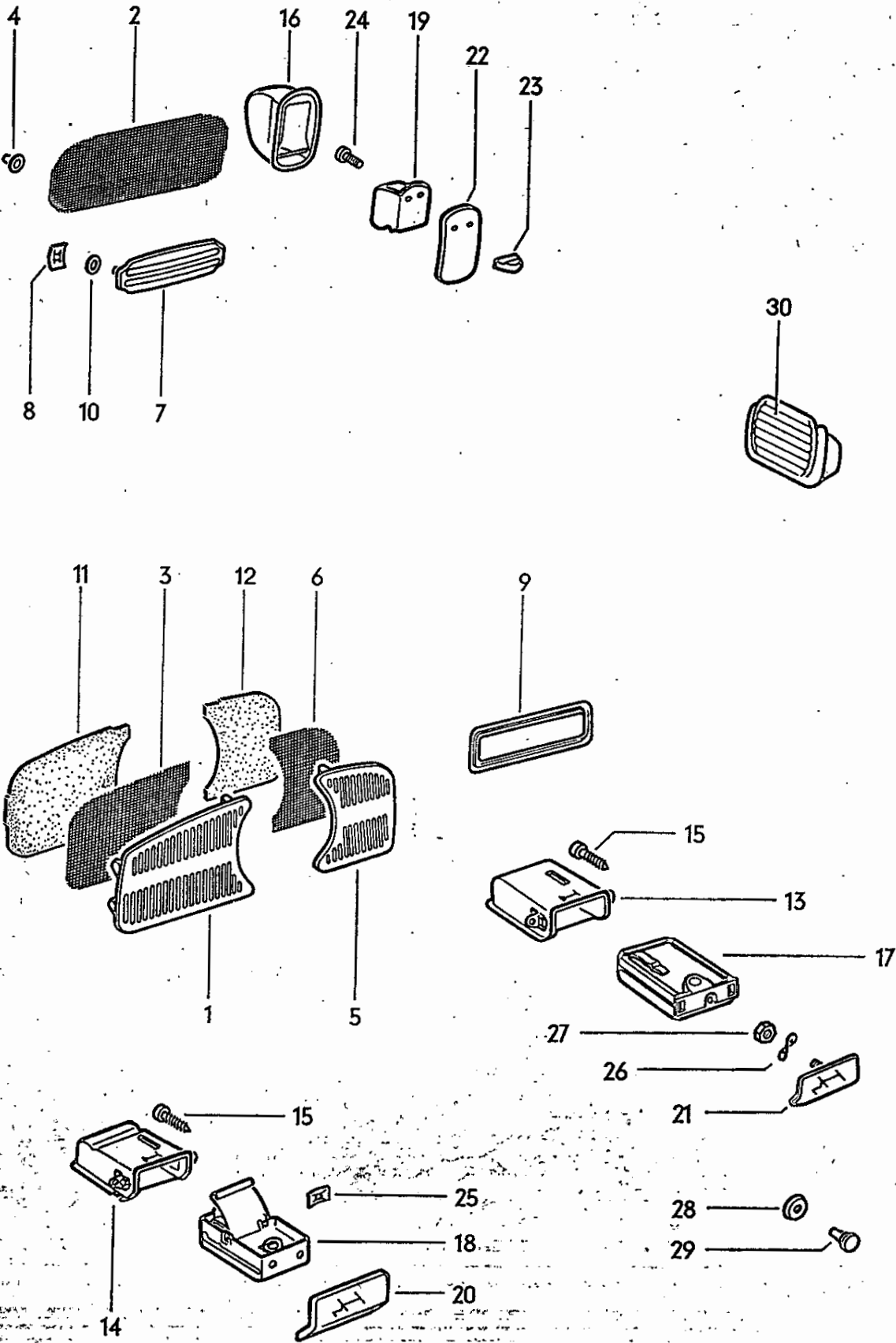


Key No.	Part No.	Description	Quantity	Type and model
INSTRUMENT PANEL FITTINGS, REAR VIEW MIRROR				111-118, 151, 152
A 1	113 857 051 A	* Instrument panel cover from Chassis No. 118 000 001 up to 118 1016 100 from Chassis No. 119 000 001 up to 110 3100 000	1 1	M 601, M 602 M 228, M 603
-	113 857 051 L	* Instrument panel cover from Chassis No. 118 000 001 up to 118 1016 100 from Chassis No. 119 000 001 up to 110 3100 000	1 1	M 110 M 110, M 228
-	113 857 051 AH	* Instrument panel cover from Chassis No. 111 2000 001 up to 111 3200 000	1	151; M 108, M 110, M 228, M 603: 113, 117
-	*113 857 051 AR	Instrument panel cover from Chassis No. 112 2000 001	1	151; M 108, M 110, M 228, M 603: 113, 117
-	114 857 051 A	* Instrument panel cover from Chassis No. 111 2000 001 up to 111 3200 000	1	152; M 228, M 603: 114, 118
-	114 857 051 AR	Instrument panel cover from Chassis No. 112 2000 001	1	152; M 228, M 603: 114, 118
-	*113 857 059	* Padded strip - Instrument panel cover from Chassis No. 111 2000 001	1	151, 152; M 228, M 603
A 2	N 13 965 1	Tapping screw, fillister head B 4.2x9.5 up to Chassis No. 110 3100 000 from Chassis No. 111 2000 001	2 2	M 110, M 228, M 601, M 602, M 603 151, 152; M 110, M 228, M 603
A 3	N 13 966 1	Tapping screw, fillister head B 4.2x13 up to Chassis No. 110 3100 000 from Chassis No. 111 2000 001	7 7	M 110, M 228, M 601, M 602, M 603 151, 152; M 110, M 228, M 603
A 4	N 11 664 1	Washer 4.1 up to Chassis No. 110 3100 000 from Chassis No. 111 2000 001	9 9	M 110, M 228, M 601, M 602, M 603 151, 152; M 110, M 228, M 603
-	111 857 101	Glove compartment up to Chassis No. 1 - 397 022	2	
1	111 857 101 A	Glove compartment from Chassis No. 1 - 397 023 up to 1 600 439	1	111, 113, 115, 117, 151



Key No.	Part No.	Description	Quantity	Type and model
-	111 857 101 D	Glove compartment from Chassis No. 1 600 440 up to 117 999 000	1	111, 113, 115, 117, 151
A 5	111 857 101 F	Glove compartment from Chassis No. 118 000 001 up to 118 1016 100	1	111, 113, 115, 117, 151
-	111 857 101 K	Glove compartment from Chassis No. 119 000 001	1	111, 113, 115, 117, 151
-	N 10 209 1	Bolt, hex. head M 5×25 up to Chassis No. 1 600 439	1	
2	112 857 101 D	Glove compartment from Chassis No. 1 600 440 up to 117 999 000	1	112, 114, 116, 118, 152
-	112 857 101 K	Glove compartment from Chassis No. 118 000 001	1	112, 114, 116, 118, 152
3	N 13 885 1	Tapping screw, hex. head B 4.8×25	1	
4	N 15 421 1	Speed nut Bg 4.8	1	
A 6	*113 857 111	* Frame - Glove compartment aperture from Chassis No. 118 000 001 up to 118 1016 100 from Chassis No. 119 000 001 up to 110 3100 000 from Chassis No. 111 2000 001	1 1 1	M 110, M 601, M 602 M 110, M 228, M 603: 113, 117, 151 151; M 110, M 228, M 603: 113, 117
-	114 857 111	* Frame - Glove compartment aperture from Chassis No. 111 2000 001	1	152; M 228, M 603; 114, 118
A 7	*113 857 113	* Clamping plate - Frame from Chassis No. 118 000 001 up to 118 1016 100 from Chassis No. 119 000 001 up to 110 3100 000 from Chassis No. 111 2000 001	3 3 3	M 110, M 601, M 602 M 110, M 228, M 603 151, 152; M 110, M 228, M 603
A 8	*113 857 117 B	* Plastic clip - Frame from Chassis No. 118 000 001 up to 118 1016 100 from Chassis No. 119 000 001 up to 110 3100 000 from Chassis No. 111 2000 001	3 3 3	M 110, M 601, M 602 M 110, M 228, M 603 151, 152; M 110, M 228, M 603
A 9	111 857 119	Clamp - Glove compartment from Chassis No. 118 000 001	1	
5	111 857 121	Lid - Glove compartment from Chassis No. 1 - 397 023 up to 1 600 439	1	111, 113, 115, 117, 151

Key No.	Part No.	Description	Quantity	Type and model
29	N 12 224 1	Spring washer B 4 from Chassis No. 119 000 001	1	
30	N 13 958 3	Tapping screw, fillister head B 3.5×13 from Chassis No. 119 000 001	1	
31	N 12 225 1	Spring washer B 5 from Chassis No. 119 000 001	1	
32	N 14 130 1	Screw, fillister head AM 5×11 from Chassis No. 119 000 001	1	
33	211 857 233	Cover plate – Radio opening in instrument panel cover (Radio removed only) from Chassis No. 118 000 001	x	M 110, M 601, M 602, M 603
34	211 857 237	Clip – Cover (Radio removed only) from Chassis No. 118 000 001	x	M 110, M 601, M 602, M 603
35	111 035 313	Frame – Radio aperture (Radio removed only) .. from Chassis No. 118 000 001	x	M 110, M 601, M 602, M 603
36	113 857 489	Plug – Switch opening (warning light) from Chassis No. 119 000 001	x	
37	113 857 490	Plug – Switch opening (Switch for fresh air fan) from Chassis No. 111 2000 001	x	
38	113 857 490 A	Plug – Switch opening (dual circuit brake warning) from Chassis No. 111 2000 001	x	
39	311 405 597	Plug – Switch opening (Combination switch) from Chassis No. 112 2000 001	x	111, 112, 115, 116
	113 857 057	Plug – Switch opening (Safety belt warning system) from Chassis No. January 1972	x	



Key No.	Part No.	Description	Quantity	Type and model
GRILLE, ASHTRAY				
1	111 857 207 C	Grille - Loudspeaker from Chassis No. 1 600 440	1	111, 113, 115, 117, 151
(1)	112 857 207	Grille - Loudspeaker from Chassis No. 1 600 440	1	112, 114, 116, 118, 152
(1)	113 857 207 D *	Grille - Loudspeaker from Chassis No. 118 000 001 up to 118 1016 100 from Chassis No. 119 000 001 up to 110 3100 000 from Chassis No. 111 2000 001	1 1 1	M 110, M 601, M 602 M 110, M 228, M 603: 113, 117, 151 151; M 110, M 228, M 603: 113, 117
(1)	114 857 207 D *	Grille - Loudspeaker from Chassis No. 111 2000 001	1	152; M 228, M 603: 114, 118
2	111 857 209	Packing - Grille up to Chassis No. 1 600 439	1	
3	111 857 209 D	Packing - Grille, loudspeaker from Chassis No. 1 600 440	1	111, 113, 115, 117, 151
(3)	114 857 209 A	Packing - Grille, loudspeaker from Chassis No. 1 600 440	1	112, 114, 116, 118, 152
4	113 857 219	Gasket - Grille up to Chassis No. 1 600 439	6	
-	113 857 219 A	Seal - Molding retaining clip (see Illustration 48) from Chassis No. 1 - 397 023 up to 116 1021 300	34	113, 114, 117, 118, 151, 152
(5)	111 857 227	Grille - Instrument panel from Chassis No. 1 600 440 up to 4 010 994 from Chassis No. 4 010 995 up to 117 999 000	1 1	111, 113, 115, 117, 151 111, 115
5	111 857 227 B	Grille - Instrument panel from Chassis No. 118 000 001	1	111, 113, 115, 117, 151
(5)	112 857 227	Grille - Instrument panel from Chassis No. 1 600 440 up to 4 010 994 from Chassis No. 4 010 995 up to 117 999 000 from Chassis No. 118 000 001	1 1 1	112, 114, 116, 118, 152 112, 116 112, 114, 116, 118, 152
(5)	113 857 227 A	Grille - Instrument panel from Chassis No. 4 010 995 up to 117 999 000	1	113, 117, 151



Key No.	Part No.	Description	Quantity	Type and model
(5)	*113 857 227 D *	Grille - Instrument panel	1	M 110, M 228, M 601, M 602, M 603: 113, 117, 151
		from Chassis No. 118 000 001 up to 110 3100 000	1	151; M 110, M 228, M 603: 113, 117
		from Chassis No. 111 2000 001 up to December 1971	1	
(5)	113 857 227 G	Grille - Instrument panel	1	151; M 108, M 110, M 228, M 603: 113, 117
		from Chassis No. January 1972		
(5)	114 857 227 B	Grille - Instrument panel	1	114, 118, 152
		from Chassis No. 4 010 995 up to 117 999 000		
(5)	114 857 227 D *	Grille - Instrument panel	1	152; M 228, M 603: 114, 118
		from Chassis No. 111 2000 001		
6	111 857 229 C	Packing - Instrument panel grille	1	111, 113, 115, 117, 151
		from Chassis No. 1 600 440 up to 4 010 994	1	111, 115
		from Chassis No. 4 010 995 up to 117 999 000	1	111, 113, 115, 117, 151
		from Chassis No. 118 000 001	1	
(6)	112 857 229	Base - Grille instrument panel	1	112, 114, 116, 118, 152
		from Chassis No. 1 600 440 up to 4 010 994	1	112, 116
		from Chassis No. 4 010 995 up to 117 999 000	1	112, 114, 116, 118, 152
		from Chassis No. 118 000 001 up to 110 3100 000	1	
(6)	113 857 229	Base - Grille, instrument panel	1	113, 117, 151
		from Chassis No. 4 010 995 up to 117 999 000		
(6)	114 857 229 A	Packing - Instrument panel grille	1	114, 118, 152
		from Chassis No. 4 010 995 up to 117 999 000	1	112, 114, 116, 118, 152
		from Chassis No. 111 2000 001	1	
7	111 857 231	Cover plate - Radio compartment	1	
		up to Chassis No. 1 600 439		
8	N 12 081 1	Speed nut B 6	2	
		up to Chassis No. 1 600 439		
9	111 857 233 A	Cover plate - Radio compartment	1	
		from Chassis No. 1 600 440		
10	111 857 241	Packing - Cover plate	2	
		up to Chassis No. 1 600 439		
(11)	111 857 247 C	Cover - Loudspeaker grille	1	111, 113, 115, 117, 151
		from Chassis No. 1 600 440 up to 119 1200 000		
11	111 857 247 F	Cover - Loudspeaker grille	1	111, 113, 115, 117, 151
		from Chassis No. 110 2000 001		

MAIN GROUP



BODY

**Instrument panel fittings,
Rear view mirror**

Key No.	Part No.	Description	Quantity	Type and model
-	114 857 229 A	Packing - Instrument panel grille from Chassis No. 111 2000 001	1	112, 114, 116, 118, 152
20	111 857 231	Cover plate - Radio compartment up to Chassis No. 1 600 439	1	
21	N 12 081 1	Speed nut B 6 up to Chassis No. 1 600 439	2	
22	111 857 233 A	Cover plate - Radio compartment from Chassis No. 1 600 440	1	
-	211 857 233	Cover plate - Radio opening in instrument panel cover (Radio removed only) from Chassis No. 118 000 001	x	M 110, M 601, M 602, M 603
-	211 857 237	Clip - Cover (Radio removed only) from Chassis No. 118 000 001	x	M 110, M 601, M 602, M 603
-	111 035 313	Frame - Radio aperture (Radio removed only) from Chassis No. 118 000 001	x	M 110, M 601, M 602, M 603
23	111 857 241	Packing - Cover plate up to Chassis No. 1 600 439	2	
24/A 19	111 857 247 C	Cover - Loudspeaker grille from Chassis No. 1 600 440 up to 119 1200 000	1	111, 113, 115, 117, 151
-	111 857 247 F	Cover - Loudspeaker grille from Chassis No. 110 2000 001	1	111, 113, 115, 117, 151
-	112 857 247	Cover - Loudspeaker grille from Chassis No. 1 600 440 up to 110 3100 000	1	112, 114, 116, 118, 152
-	114 857 247 A	Cover - Loudspeaker grille from Chassis No. 111 2000 001	1	112, 114, 116, 118, 152
25/A 20	111 857 249 A	Cover - Instrument panel grille from Chassis No. 1 600 440 up to 119 1200 000	1	111, 113, 115, 117, 151
-	111 857 249 C	Cover - Instrument panel grille from Chassis No. 110 2000 001	1	111, 113, 115, 117, 151
-	112 857 249	Cover - Grille, instrument panel from Chassis No. 1 600 440 up to 110 3100 000	1	112, 114, 116, 118, 152

Typ 1-5

Illustration **49 + A 49**



Key No.	Part No.	Description	Quantity	Type and model
-	114 857 249 A	Cover - Instrument panel grille from Chassis No. 111 2000 001	1	112, 114, 116, 118, 152
26/A 21	111 857 305 C	Housing - Ashtray from Chassis No. 1 600 440 up to 110 3100 000 from Chassis No. 111 2000 001	1 1	111-118
-	113 857 305 A *	Housing - Ashtray from Chassis No. 118 000 001 up to 118 1016 100 from Chassis No. 119 000 001 up to 110 3100 000 from Chassis No. 111 2000 001	1 1 1	M 110, M 601, M 602 M 110, M 228, M 603 151, 152; M 110, M 228, M 603
27/A 22	N 15 890 2	Tapping screw, fillister head A 4.9×13	2	
-	113 857 311	Housing - Ashtray from Chassis No. 1 - 397 023 up to 1 - 575 414	1	
28	113 857 311 A	Housing with molding (chromium plated) - Ashtray from Chassis No. 1 - 575 415 up to 1 600 439	1	
29	111 857 331 C	Insert - Ashtray from Chassis No. 1 600 440 (up to Chassis No. 116 1021 300 use 111 857 339)	1	
A 23	113 857 331 C *	Insert - Ashtray from Chassis No. 118 000 001 up to 118 1016 100 from Chassis No. 119 000 001 up to 110 3100 000 from Chassis No. 111 2000 001	1 1 1	M 110, M 601, M 602 M 110, M 228, M 603 151, 152; M 110, M 228, M 603
30	111 857 335 A	Ashtray less pull - Instrument panel from Chassis No. 1 - 575 415 up to 1 600 439	1	
A 24	113 857 337 A *	Cover for ashtray insert with gearshift diagram .. from Chassis No. 119 000 001 up to 110 3100 000 from Chassis No. 111 2000 001	1 1	M 110, M 228, M 603 151, 152; M 110, M 228, M 603
-	113 857 337 B *	Cover for ashtray insert with gearshift diagram .. from Chassis No. 119 000 001 up to 110 3100 000 from Chassis No. 111 2000 001	1 1	M 9/M 228, M 9/M 603 M 9: 151, 152; M 9/M 228, M 9/M 603
31	111 857 339	Cover - Ashtray insert from Chassis No. 117 000 001	1	
32	111 857 351	Cover - Ashtray from Chassis No. 1 - 575 415 up to 1 600 439	1	
-	111 857 351 A	Cover - Ashtray insert from Chassis No. 1 600 440 up to 116 1021 300	1	

MAIN GROUP



BODY

Instrument panel fittings,
Rear view mirror

Key No.	Part No.	Description	Quantity	Type and model
33	113 857 361 A	Pull (chromium plated) - Ashtray from Chassis No. 1 - 575 415 up to 1 600 439	1	
34	N 14 112 1	Screw, fillister head AM 3.5x6 from Chassis No. 1 - 575 415 up to 1 600 439	2	
A 25	113 857 113	* Clamping plate 4 - Cover - Ashtray insert from Chassis No. 118 000 001 up to 118 1016 100 from Chassis No. 119 000 001 up to 110 3100 000 from Chassis No. 111 2000 001	2 2 2	M 110, M 601, M 602 M 110, M 228, M 603 151, 152; M 110, M 228, M 603
35	N 12 225 1	Spring washer B 5 from Chassis No. 117 000 001	1	
36	N 11 005 2	Nut, hex. M 5 from Chassis No. 117 000 001	1	
-	111 857 385	Escutcheon - Ashtray from Chassis No. 1 600 440 up to 116 1021 300	1	
-	111 941 541	Knob, black - Ashtray from Chassis No. 1 600 440 up to 5 677 118	1	111, 112, 115, 116
-	113 941 541	Knob - Ashtray from Chassis No. 1 600 440 up to 116 1021 300 567 ivory 466 silver beige	1	
-	8/57 - 7/63 8/63 - 7/64			
-	113 857 401	Ashtray, ivory up to Chassis No. 1 - 397 022	1	
37	113 857 405 C	Ashtray - Quarter panel from Chassis No. 1 - 397 023 from Chassis No. 110 2000 001	1 2	113, 114, 117, 118 M 602, M 603
-	151 857 405	Ashtray - Quarter panel	2	151, 152
38		discontinued: no replacement		
39	113 857 113	Clamping plate 4 up to Chassis No. 1 - 397 022	2	113, 114, 117, 118
-	113 857 489	Plug - Instrument panel (warning light) from Chassis No. 119 000 001	x	M 37
-	113 857 490	Plug - Instrument panel (Switch for fresh air fan) from Chassis No. 111 2000 001	1	
-	113 857 490 A	Plug - Instrument panel (dual circuit brake warning) from Chassis No. 111 2000 001	1	

Typ 1-8

Illustration 49 + A 49



Key No.	Part No.	Description	Quantity	Type and model
-	311 405 597	Plug - Instrument panel (Combination switch) from Chassis No. 112 2000 001	2	111, 112, 115, 116
A 26	113 819 661 F	Knob - Glove compartment lid lock from Chassis No. 118 000 001	1	111-118
A 27	111 857 499	Cap with symbol - Knob - Glove compartment lid lock from Chassis No. 118 000 001	1	
-	151 857 501	Rear view mirror, outer, left from Chassis No. 158 000 001	1	151
-	151 857 501 C	Rear view mirror, outer, left from Chassis No. June 1971	1	M 124: 151
-	152 857 501	Rear view mirror, outer, right from Chassis No. 158 000 001 up to 158 1016 100 from Chassis No. 159 000 001	1 1	152; M 261: 151 152
-	113 857 502	Rear view mirror, outer, right, convex from Chassis No. 119 000 001	1	M 62, M 528: 111, 113, 115, 117
-	151 857 502	Rear view mirror, outer, right, convex from Chassis No. 159 000 001	1	M 62, M 528: 151
-	151 857 502 A	Rear view mirror, outer, right from Chassis No. 159 000 001	1	M 261: 151
-	151 857 502 B	Rear view mirror, outer, right, convex from Chassis No. June 1971	1	M 124: 151
-	111 857 511 A	Rear view mirror inner up to Chassis No. 1 600 439	1	111, 115
40	113 857 511 K	Rear view mirror inner from Chassis No. 1 600 440 up to 6 502 399 (up to Chassis No. 2 528 667 113 857 551 A/ 552 A (466) are additionally required)	1	111, 113, 115, 117
41	111 857 511 P	Rear view mirror inner from Chassis No. 115 000 001 up to 117 999 000 from Chassis No. 118 000 001 up to 111 3200 000	1 1	111-118 111, 112, 115, 116
A 28	113 857 511 H	Rear view mirror inner from Chassis No. 118 000 001 from Chassis No. 112 2000 001	1 1	113, 117 111, 115
-	113 857 511 J	Rear view mirror inner, anti-dazzle from Chassis No. 119 000 001	1	M 206: 113, 117; M 602, M 603
-	113 857 511 L	Rear view mirror, inner, anti-dazzle from Chassis No. June 1971	1	M 124: 111, 113, 115, 117

Key No.	Part No.	Description	Quantity	Type and model
REAR VIEW MIRROR, SUN VIZOR, GRAB HANDLE AND ASSIST STRAP				
(1)	141 857 501 B	Rear view mirror, outer up to Chassis No. 117 999 000 (see Technical Service Information A from October 1971)	x	M 124: 151
1	151 857 501	Rear view mirror, outer, left from Chassis No. 158 000 001	1	151
(1)	151 857 501 C	Rear view mirror, outer, left from Chassis No. 118 000 001	1	M 124: 151
(1)	152 857 501	Rear view mirror, outer, right from Chassis No. 158 000 001 up to 158 1016 100 from Chassis No. 159 000 001	1 1	152; M 261: 151 152
(1)	113 857 502	Rear view mirror, outer, right, convex from Chassis No. 119 000 001	1	M 62, M 528: 111, 113, 115, 117
(1)	151 857 502	Rear view mirror, outer, right, convex from Chassis No. 159 000 001	1	M 62, M 528: 151
(1)	151 857 502 A	Rear view mirror, outer, right from Chassis No. 159 000 001	1	M 261: 151
(1)	151 857 502 B	Rear view mirror, outer, right, convex from Chassis No. 118 000 001	1	M 124: 151
(2)	111 857 511 A	Rear view mirror inner up to Chassis No. 1 600 439	1	111, 115
(2)	111 857 511 P	Rear view mirror inner from Chassis No. 115 000 001 up to 117 999 000 from Chassis No. 118 000 001 up to 111 3200 000	1 1	111-118. 111, 112, 115, 116
2	113 857 511 K	Rear view mirror inner from Chassis No. 1 600 440 up to 6 502 399 (up to Chassis No. 2 528 667 113 857 551 A/ 552 A (466) are additionally required)	1	111-118
3	113 857 511 H	Rear view mirror inner from Chassis No. 118 000 001 from Chassis No. 112 2000 001	1 1	113, 117 111, 115
(3)	113 857 511 J	Rear view mirror inner, anti-dazzle from Chassis No. 119 000 001	1	M 206: 113, 117; M 602, M 603
(3)	113 857 511 L	Rear view mirror, inner, anti-dazzle from Chassis No. June 1971	1	M 124: 111, 113, 115, 117



Key No.	Part No.	Description	Quantity	Type and model
(3)	114 857 511 H	Rear view mirror inner from Chassis No. 118 000 001 from Chassis No. 112 2000 001	1 1	114, 118 112, 116
(3)	114 857 511 J	Rear view mirror, anti-dazzle from Chassis No. 119 000 001	1	M 206: 114, 118
4	N 14 094 2	Tapping screw, countersunk raised head B 4.2×16 up to Chassis No. 117 999 000 from Chassis No. 118 000 001 up to 111 3200 000	3 3	111-118 111, 112, 115, 116
(3)	151 857 511	Rear view mirror inner from Chassis No. 155 000 001 up to 156 1021 300 (up to Chassis No. 6 502 399 see 151 857 523 A)	1	151, 152
(3)	151 857 511 A	Rear view mirror inner from Chassis No. 157 000 001 up to 157 999 000 from Chassis No. 158 000 001 see 151 947 131	1	151, 152
(4)	N 14 087 3	Tapping screw, countersunk raised head B 3.5×16 from Chassis No. 155 000 001 up to 157 999 000	2	151, 152
5	*113 857 513 A	Rear view mirror – Door hinge up to Chassis No. 117 999 000	1	111, 113, 115, 117, 151
(1)	113 857 513 D	Rear view mirror, outer, left from Chassis No. 118 000 001	1	111, 113, 115, 117
(1)	113 857 513 E	Rear view mirror, outer, left from Chassis No. June 1971	1	M 124: 111, 113, 115, 117
(5)	114 857 513 A	Rear view mirror – Door hinge up to Chassis No. 117 999 000	1	112, 114, 116, 118, 152
(1)	114 857 513 C	Rear view mirror, outer, right from Chassis No. 118 000 001	1	112, 114, 116, 118
6	111 857 517 C	Attachment nut – Additional mirror from Chassis No. 118 000 001	x	111-118
7	113 857 517	Cap nut – Rear view mirror on door hinge up to Chassis No. 2 149 709	1	
8	*113 857 517 A	Cap nut for rear view mirror on door hinge from Chassis No. 2 149 710 up to 117 999 000	1	
(6)	151 857 517	Attachment nut – Additional mirror from Chassis No. 158 000 001	x	151, 152
9	*111 857 519	Tapered locking sleeve from Chassis No. 2 149 710 up to 117 999 000	1	

MAIN GROUP



BODY

Key No.	Part No.	Description	Quantity	Type and model
-	113 857 521 A	Rear view mirror with sun vizor up to Chassis No. 1 600 439	1	113, 117
-	114 857 521 A	Rear view mirror with sun vizor up to Chassis No. 1 600 439	1	112, 114, 116, 118
-	151 857 523 A	Rear view mirror with spindles up to Chassis No. 6 502 399 (from Chassis No. 155 000 001 see 151 857 511)	1	151, 152
-	N 11 460 1	Tapping screw, countersunk raised head B 3.5×13 up to Chassis No. 6 502 399	3 4	111-118 151, 152
10	111 857 531	Retaining plate for sun vizor from Chassis No. 2 528 668 up to 6 502 399	x	
-	141 857 535	Threaded plate – Rear view mirror, outer up to Chassis No. 117 999 000 (see Technical Service Information A from October 1971)	x	M 124: 151
11	111 857 537	Washer – Rear view mirror on door hinge up to Chassis No. 2 149 709	1	
-	141 857 537	Escutcheon – Rear view mirror, outer up to Chassis No. 117 999 000 (see Technical Service Information A from October 1971)	x	M 124: 151
-	141 857 539 A	Rubber seal – Rear view mirror, outer up to Chassis No. 117 999 000 (see Technical Service Information A from October 1971)	x	M 124: 151
-	N 14 099 3	Tapping screw, countersunk raised head B 4.8×15 up to Chassis No. 117 999 000 (see Technical Service Information A from October 1971)	x	M 124: 151
12	111 857 543	Base – Rear view mirror, outer from Chassis No. 118 000 001	1	
13	N 13 325 1	Pin 3×14	x	111-118
(14)	113 857 551 A	Sun vizor left from Chassis No. 2 528 668 up to 5 677 118 ● 471 stone beige / Replacement: 113 857 552 C (466) 395 ice blue - 61, 74 466 silver beige	1	111-118
	1/99 - 7/60			
	8/60 - 2/61			
	8/60 - 7/63			
(14)	113 857 551 E	Sun vizor from Chassis No. 115 000 001 up to 117 999 000 (use 111 857 561 B (581) up to Chassis No. 117 408 150) from Chassis No. 118 000 001 581 cloud white	1 1	111, 113, 114, 115; 117, 118 111, 112, 115, 116
	8/64 -			

Typ 1-8

Illustration **B 49**

MAIN GROUP



BODY

Key No.	Part No.	Description	Quantity	Type and model
14	113 857 551 H 0/67 -	Sun vizor (driver's side) from Chassis No. 118 000 001 581 cloud white	1	113, 114, 117, 118
(14)	151 857 551 A 0/59 - 7/60 0/60 - 2/61 0/60 - 7/63	Sun vizor - Rear view mirror 151 857 523 A up to Chassis No. 6 502 399 087 pearl white 395 ice blue - 61, 76 466 silver beige	2	151, 152
(14)	151 857 551 B 8/64 - 7/66	Sun vizor left from Chassis No. 155 000 001 up to 156 1021 300 581 cloud white	1	151, 152
(14)	151 857 551 C 8/66 - 7/67	Sun vizor left from Chassis No. 157 000 001 up to 157 999 000 581 cloud white	1	151, 152
(14)	151 857 551 E 8/67 - 7/71	Sun vizor left from Chassis No. 158 000 001 up to 151 3200 000 581 cloud white	1	151
(14)	151 857 551 G 8/71 -	Sun vizor left from Chassis No. 152 2000 001 581 cloud white	1	151
(14)	111 857 552 8/70 - 7/71	Sun vizor (passenger's side) from Chassis No. 111 2000 001 up to 111 3200 000 581 cloud white	1	M 282: 111, 112, 115, 116
(14)	113 857 552 A 8/59 - 7/60 8/60 - 2/61 8/60 - 7/64	Sun vizor right from Chassis No. 2 528 668 up to 5 677 118 O 471 stone beige / Replacement: 113 857 552 C (466) 395 ice blue - 61, 76 O 466 silver beige / Replacement: 113 857 552 C (466)	1	113, 114, 117, 118
(14)	113 857 552 C 8/63 - 7/64	Sun vizor from Chassis No. 5 677 119 up to 6 502 399 466 silver beige	2	111-118
(14)	113 857 552 E 8/64 -	Sun vizor right from Chassis No. 115 000 001 up to 117 999 000 (use 111 857 562 A (581) up to Chassis No. 117 408 150) from Chassis No. 118 000 001 581 cloud white	1 1	112, 113, 114, 116, 117, 118 112, 116
(14)	113 857 552 H 0/67 -	Sun vizor (passenger's side) from Chassis No. 118 000 001 up to 119 1200 001 from Chassis No. 110 2000 001 581 cloud white	1 1	113, 114, 117, 118 114, 118
(14)	113 857 552 L 0/66 -	Sun vizor right from Chassis No. 110 2000 001 581 cloud white	1	113, 117; M 602, M 603

MAIN GROUP



BODY

**Instrument panel fittings,
Rear view mirror**

Key No.	Part No.	Description	Quantity	Type and model
-	114 857 561 8/69 -	Retainer - Sun vizor from Chassis No. 110 2000 001 581 cloud white	1	114, 118
-	111 857 562 A 1/67 -	Retainer - Sun vizor right from Chassis No. 117 408 151 up to 119 1200 000 581 cloud white	1 1	112, 113, 114, 116, 117, 118, 151, 152 112, 114, 116, 118, 152
-	113 857 562 A 8/69 -	Retainer - Sun vizor right from Chassis No. 110 2000 001 581 cloud white	1	113, 117
53/A 34	N 13 961 2	Tapping screw, fillister head B 3.9×13 from Chassis No. 115 000 001	2 1	113, 114, 117, 118 111, 112, 115, 116
-	N 13 966 1	Tapping screw, fillister head B 4.2×13 from Chassis No. 118 000 001	2	151, 152
-	151 857 563	Spring - Sun vizor from Chassis No. 155 000 001	2	151, 152
-	N 11 557 2	Washer 6.4 from Chassis No. 158 000 001	2	151, 152
-	N 12 512 1	Cotter pin 2×12 from Chassis No. 158 000 001	2	151, 152
-	N 11 521 1	Washer A 3.7 from Chassis No. 155 000 001 up to 157 999 000	2	151, 152
-	N 10 803 2	Screw, raised head AM 3.5×10 from Chassis No. 115 000 001 up to 117 999 000 from Chassis No. 118 000 001	2 2	113, 114, 117, 118
-	151 857 569	Cover - Sun vizor mounting from Chassis No. 155 000 001	2	151, 152
-	113 857 583 8/69 -	Mounting, outer - Sun vizor (passenger side) from Chassis No. 110 2000 001 581 cloud white	1	113, 114, 117, 118; M 603
54	113 857 611 B 8/60 - 2/61 8/60 - 7/64 8/64 - 11/66	Assist strap up to Chassis No. 117 290 084 395 ice blue - 61, 76 466 silver beige 581 cloud white	2	113, 114, 117, 118

Typ 1-1

Illustration **49 + A 49**



Key No.	Part No.	Description	Quantity	Type and model
-	113 857 611 C 11/66 - 7/67	Assist strap from Chassis No. 117 290 085 up to 117 999 000 581 cloud white	2	113, 114, 117, 118
A 35	113 857 611 D 8/67 -	Assist strap from Chassis No. 118 000 001 581 cloud white	2	111-118
-	151 857 611 A 8/60 - 7/64 8/64 -	Assist strap 466 silver beige 581 cloud white	2	151, 152
-	N 14 094 2	Tapping screw, countersunk raised head B 4.2×16	4	151, 152
55	113 857 635 A	Coat hook up to Chassis No. 117 290 084	2	113, 114, 117, 118
A 36	113 857 635 C	Coat hook from Chassis No. 117 290 085 use: 113 857 611 D (581)/113 857 637 B (581)/ 113 857 639 A up to Chassis No. 117 999 000	2	113, 114, 117, 118
56	N 14 256 1	Screw, countersunk raised head AM 4×18 up to Chassis No. 117 290 084	4	113, 114, 117, 118
A 37	N 14 001 1	Tapping screw, countersunk head B 4.8×25 from Chassis No. 117 290 085	4	113, 114, 117, 118
-	143 857 635 A	Coat hook up to Chassis No. 117 290 084	2	151, 152
-	N 11 322 1	Tapping screw, countersunk head B 2.9×9.5 up to Chassis No. 117 290 085	4	151, 152
57	113 857 637 8/60 - 7/64 8/64 - 11/66	Molding - Coat hook from Chassis No. 3 192 507 up to 117 290 084 466 silver beige 581 cloud white	2	113, 114, 117, 118
A 38	113 857 637 B 11/66 -	Molding - Coat hook from Chassis No. 117 290 085 use: 113 857 611 D (581)/113 857 635 C/ 113 857 639 A up to Chassis No. 117 999 000 581 cloud white	2	113, 114, 117, 118
A 39	113 857 639 A	Base - Assist strap from Chassis No. 118 000 001	2	113, 114, 117, 118

MAIN GROUP



BODY

Instrument panel fittings,
Rear view mirror

Key No.	Part No.	Description	Quantity	Type and model
A 40	113 857 641	Grab handle – Front seat passenger from Chassis No. 118 000 001 up to 110 2544 656 043 grey-black	1	113, 117, 151
	8/67 - 12/69			
-	113 857 641 A *	Grab handle – Front seat passenger from Chassis No. 118 000 001 up to 118 1016 100 from Chassis No. 119 000 001 up to 110 2544 656	1 1	M 110, M 601, M 602 M 110, M 228, M 603
-	113 857 641 B	Grab handle – Front seat passenger from Chassis No. 110 2544 657 up to 110 3100 000 from Chassis No. 111 2000 001 043 grey-black	1 1	113, 117, 151 113, 117
	1/70 -			
-	113 857 641 C *	Grab handle – Front seat passenger from Chassis No. 110 2544 657 up to 110 3100 000 from Chassis No. 111 2000 001 043 grey-black	1 1	M 110, M 228, M 603 151; M 110, M 228, M 603; 113, 114
	1/70 -			
-	114 857 641	Grab handle – Front seat passenger from Chassis No. 118 000 001 up to 110 2544 656 043 grey-black	1	114, 118, 152
	8/67 - 12/69			
-	114 857 641 A	Grab handle – Front seat passenger from Chassis No. 110 2544 657 up to 110 3100 000 from Chassis No. 111 2000 001 043 grey-black	1 1	114, 118, 152 114, 118
	1/70 -			
-	114 857 641 B *	Grab handle – Front seat passenger from Chassis No. 111 2000 001 043 grey-black	1	152; M 228, M 603; 114, 118
	8/70 -			
58	151 857 641 C	Grab handle – Front seat passenger up to Chassis No. 117 999 000 (use 151 857 645 A/151 857 646 from Chassis No. 117 575 545) 466 silver beige 043 grey-black	1	
	8/60 - 7/65 8/65 - 7/67			
-	151 857 645 A	Cap left – Grab handle from Chassis No. 117 575 545 up to 117 999 000	1	113, 114, 117, 118, 151, 152
-	151 857 646	Cap right – Grab handle from Chassis No. 117 575 545 up to 117 999 000	1	113, 114, 117, 118, 151, 152
-	151 857 647 B	Washer, left – Grab handle 151 857 641 B from Chassis No. 1 600 440 up to 6 502 399	1	
-	151 857 648 B	Washer, right – Grab handle 151 857 641 B from Chassis No. 1 600 440 up to 6 502 399	1	
-	113 857 655 B *	Packing – Instrument panel cover from Chassis No. 118 000 001 up to 118 1016 100 from Chassis No. 119 000 001 up to 110 3100 000	3 3	M 110, M 601, M 602 M 110, M 228, M 603

Typ 1-6

Illustration 49 + A 49

MAIN GROUP



BODY

Instrument panel fittings,
Rear view mirror

Key No.	Part No.	Description	Quantity	Type and model
-	* 113 857 655 C	Packing - Instrument panel cover from Chassis No. 111 2000 001	4	151; M 108, M 110 M 228, M 602, M 603
-	151 857 655 A	Packing - Grab handle 151 857 641 B from Chassis No. 1 600 440 up to 6 502 399	2	
59	151 857 655 B	Packing - Grab handle from Chassis No. 115 000 001 up to 117 999 000	2	
60	N 12 241 2	Spring washer B 8x15 up to Chassis No. 117 999 000	2	
-	N 12 226 2	Spring washer B 6 from Chassis No. 118 000 001	2	113, 114, 117, 118, 151, 152
61	N 11 008 8	Nut, hex. M 8 up to Chassis No. 117 999 000	2	
-	N 11 006 2	Nut, hex. M 6 from Chassis No. 118 000 001	2	113, 114, 117, 118, 151, 152
-	111 857 703 C *	Lap belt, rear, left from Chassis No. 118 096 786	1	M 186
A 41	111 857 704 C *	Lap belt, rear, right from Chassis No. 118 096 786	1	M 186
-	111 857 705 *	Lap belt with reel fixture, left from Chassis No. 117 000 001 up to 118 096 785	1	M 27: 111-118
-	141 857 705 *	Lap belt with reel fixture from Chassis No. 157 000 001 up to 158 096 785	2	M 27: 151, 152
-	111 857 706 *	Lap belt with reel fixture, right from Chassis No. 117 000 001 up to 118 096 785	1	M 27: 111-118
A 42	111 857 707 A *	Spacer 11.5x30 - Lap belt and tunnel fitting ... mounting from Chassis No. 117 000 001	x	M 27; M 185
-	111 857 711 *	Stop plate left - Lap belt mounting from Chassis No. 117 000 001 up to 118 096 785	1	M 27: 111-118
-	111 857 712 *	Stop plate right - Lap belt mounting from Chassis No. 117 000 001 up to 118 096 785	1	M 27: 111-118
-	111 857 713 *	Stop plate upper - Lap belt mounting from Chassis No. 117 000 001 up to 118 096 785	2	M 27: 111-118
-	N 14 087 3 *	Tapping screw, countersunk raised head B 3.5x16 from Chassis No. 117 000 001 up to 118 096 785	2	M 27: 111-118
A 43	111 857 719 C *	Cap, upper - Three-point safety belt, front from Chassis No. 118 096 786	2	M 185

Key No.	Part No.	Description	Quantity	Type and model
SAFETY BELT MOUNTING PARTS FOR FIRST AID KIT				
(1)	111 857 703 C *	Lap belt, rear, left from Chassis No. 118 096 786 up to Dec. 1971 from Chassis No. 118 096 786	1 1	M 186: USA M 186: Canada
(1)	111 857 703 E *	Lap belt, rear from Chassis No. January 1972	2	M 185: 113, 117, 151
(1)	111 857 703 F	Lap belt, rear from Chassis No. January 1972	2	M 186: 111, 113, 115, 117, 151
1	111 857 704 C *	Lap belt, rear, right from Chassis No. 118 096 786 up to Dec. 1971 from Chassis No. 118 096 786	1 1	M 186: USA M 186: Canada
(1)	111 857 705 *	Lap belt with reel fixture, left from Chassis No. 117 000 001 up to 118 096 785	1	M 27: 111-118
-	111 857 705 A *	Three-point safety belt, front, left from Chassis No. January 1972	1	M 185: 113, 117
-	111 857 705 C	Three-point safety belt, front, left from Chassis No. January 1972	1	M 184: 111, 113, 115, 117
(1)	141 857 705 *	Lap belt with reel fixture from Chassis No. 157 000 001 up to 158 096 785	2	M 27: 151, 152
-	151 857 705 A	Three-point safety belt, front, left from Chassis No. January 1972	1	M 184: 151
-	151 857 705 B *	Three-point safety belt, front, left from Chassis No. January 1972	1	M 185: 151
(1)	111 857 706 *	Lap belt with reel fixture, right from Chassis No. 117 000 001 up to 118 096 785	1	M 27: 111-118
-	111 857 706 A *	Three-point safety belt, front, right from Chassis No. January 1972	1	M 185: 113, 117
-	111 857 706 C	Three-point safety belt, front, right from Chassis No. January 1972	1	M 184: 111, 113, 115, 117
-	151 857 706 A	Three-point safety belt, front, right from Chassis No. January 1972	1	M 184: 151



Key No.	Part No.	Description	Quantity	Type and model
-	151 857 706 B	* Three-point safety belt, front, right from Chassis No. January 1972	1	M 185: 151
2	111 857 707 A	* Spacer 11.5X30 - Lap belt and tunnel fitting ... mounting from Chassis No. 117 000 001 from Chassis No. January 1972	x 2	M 27, M 185, M 186 M 184
-	111 857 711	* Stop plate left - Lap belt mounting from Chassis No. 117 000 001 up to 118 096 785	1	M 27: 111-118
-	111 857 712	* Stop plate right - Lap belt mounting from Chassis No. 117 000 001 up to 118 096 785	1	M 27: 111-118
-	111 857 713	* Stop plate upper - Lap belt mounting from Chassis No. 117 000 001 up to 118 096 785	2	M 27: 111-118
-	N 14 087 3	* Tapping screw, countersunk raised head B 3.5X16 from Chassis No. 117 000 001 up to 118 096 785	2	M 27: 111-118
3	111 857 719 C	* Cap, upper - Three-point safety belt, front from Chassis No. 118 096 786 up to Dec. 1971 from Chassis No. 118 096 786	2 2	M 185: USA M 185: Canada
(8)	111 857 719 F	Cap, upper - Three-point safety belt, front from Chassis No. January 1972	2 2	M 184: 111, 113, 115, 117 M 185: 113, 117
4	113 857 721 C	* Three-point safety belt, front from Chassis No. 118 096 786 up to Dec. 1971 from Chassis No. 118 096 786	2 2	M 185: USA M 185: Canada
(5)	111 857 723 A	* Hook - Three-point safety belt, front from Chassis No. 118 096 786 up to Dec. 1971 from Chassis No. 118 096 786	2 2	M 185: 151, USA M 185: 151, Canada
5	113 857 723	* Hook - Three-point safety belt, front from Chassis No. 118 096 786 up to Dec. 1971 from Chassis No. 118 096 786	2 2	M 185: 113, 117, USA M 185: 113, 117, Canada
6	N 13 961 2	* Tapping screw, fillister head B 3.9X13 from Chassis No. 118 096 786 up to Dec. 1971 from Chassis No. 118 096 786	4 4	M 185: USA M 185: Canada
7	111 857 727	* Retractor roller - Three-point safety belt, front ... from Chassis No. 118 096 786 up to Dec. 1971 from Chassis No. 118 096 786	2 2	M 185: USA M 185: Canada

MAIN GROUP



BODY

Key No.	Part No.	Description	Quantity	Type and model
-	151 857 751	* Retaining clamp, left - Lap belt mounting from Chassis No. 157 000 001 up to 158 096 785	1	M 27: 151, 152
-	151 857 752	* Retaining clamp, right - Lap belt mounting from Chassis No. 157 000 001 up to 158 096 785	1	M 27: 151, 152
8	111 857 753	* Tunnel fitting from Chassis No. 118 096 786 up to 112 2360 220 from Chassis No. 118 096 786	1 1	M 185: USA M 185: Canada
(8)	111 857 755	* Tunnel fitting - Lap belt mounting up to Chassis No. 117 999 000	1	M 27
(8)	111 857 755 B	Belt lock - Safety belt, front from Chassis No. 112 2360 221	2	M 184: 111, 113, 115, 117, 151
(8)	111 857 755 D	* Belt lock - Safety belt, front from Chassis No. 112 2360 221	2	M 185: 113, 117, 151
-	111 857 757	* Bolt, hex. head - Lap belt and tunnel fitting mounting up to Chassis No. 117 999 000	4 2	M 27: 111-118 M 27: 151, 152
-	N 12 238 2	* Spring washer B 16 - Lap belt and tunnel fitting .. mounting up to Chassis No. 117 999 000	4 2	M 27: 111-118 M 27: 151, 152
-	151 857 757	* Bolt, hex. head - Lap belt mounting from Chassis No. 157 000 001 up to 157 999 000	2	M 27: 151, 152
-	N 12 232 1	* Spring washer B 12 from Chassis No. 157 000 001 up to 157 999 000	2	M 27: 151, 152
-	141 857 759	* Nut, hex. from Chassis No. 157 000 001 up to 157 999 000	2	M 27: 151, 152
9	111 857 771 A	* Shouldered washer from Chassis No. 118 096 786 up to Chassis No. 112 2360 220 from Chassis No. 112 2360 221 from Chassis No. 112 2360 221	8 4 8 4 8	M 185: Canada M 186 M 185: USA M 185: USA M 184
10	111 857 779	Sealing washer 1.5 mm for safety belt mounting - luggage compartment and floor plate from Chassis No. 115 000 001	6	

MAIN GROUP



BODY

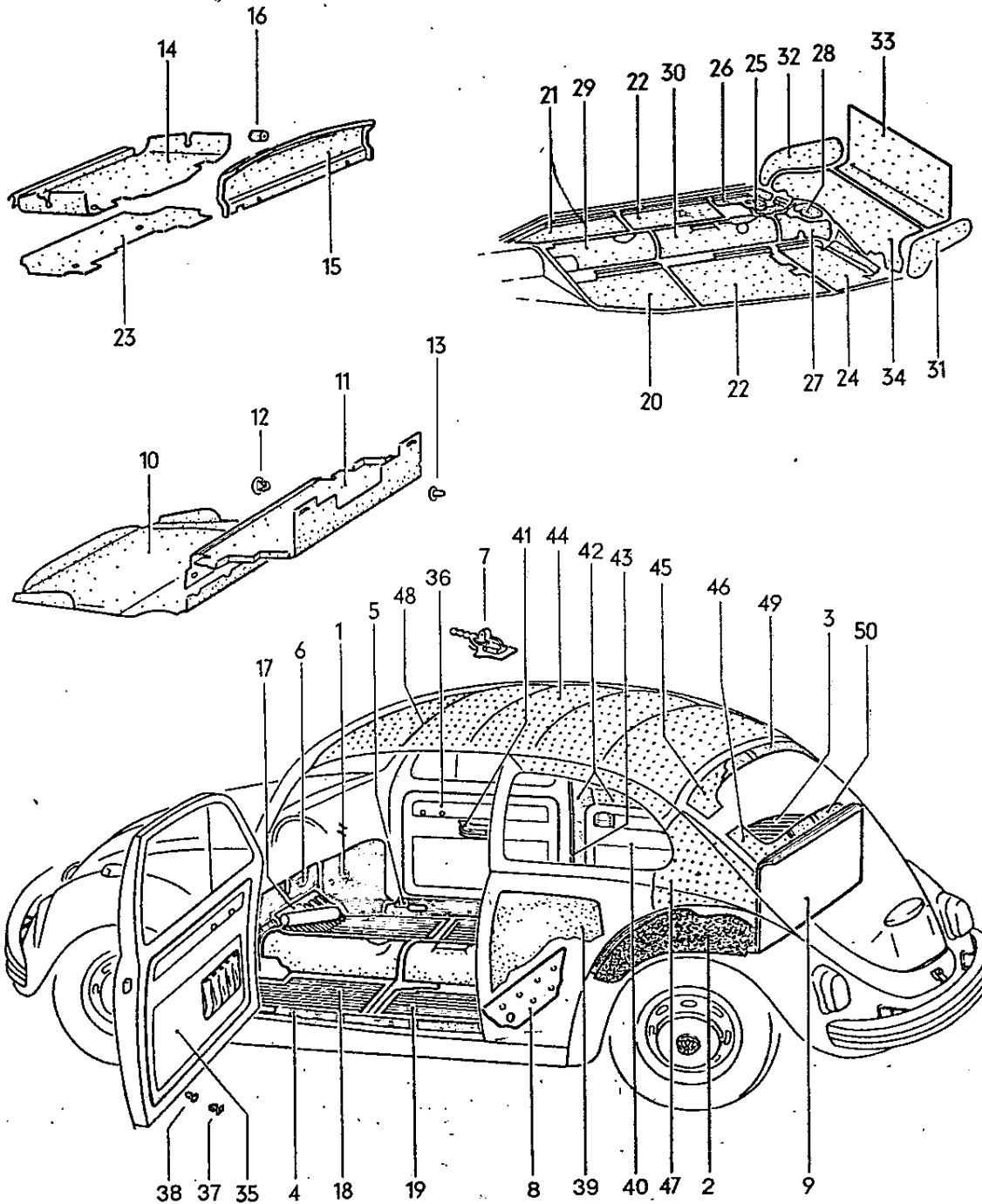
Key No.	Part No.	Description	Quantity	Type and model
(10)	311 857 779 A	Sealing ring - Cover plug on luggage compartment floor from Chassis No. 4 010 995 up to 6 502 399	2	
11	111 857 781	Washer - Tunnel fitting	2	
(12)	311 857 781	Escutcheon on frame from Chassis No. 4 010 995 up to 6 502 399	2	
	8/61 - 7/63	469 anthracite		
	8/63 - 7/64	043 grey-black		
12	411 857 781	Escutcheon on frame from Chassis No. 115 000 001	2	
	8/64 -	043 grey-black		
13	111 857 785	Cover bush from Chassis No. 115 000 001	8	
	8/64 -	581 cloud white		
	8/64 -	043 grey-black		
(13)	311 857 785	Cover bush from Chassis No. 4 010 995 up to 6 502 399	8	
	8/61 - 7/64	466 silver beige		
	8/61 - 7/63	469 anthracite		
	8/63 - 7/64	043 grey-black		
-	181 813 199	Cover bush on quarter panel from Chassis No. 112 2360 221	2	111, 112, 115, 116
14	111 857 793 C *	Bolt, hex. head from Chassis No. 118 096 786 up to Chassis No. 112 2360 220 from Chassis No. 112 2360 221 from Chassis No. 112 2360 221	2 4 4 2	M 186 M 185 M 184 M 185
15	111 857 795	Escutcheon on quarter panel and luggage compartment floor from Chassis No. 115 000 001	8	151, 152
	8/64 -	043 grey-black		
	8/64 -	581 cloud white		
-	113 857 795	Cap from Chassis No. 112 2360 221	2	M 184/M 185
	1/72 -	043 grey-black		
(15)	311 857 795	Escutcheon on lock pillar from Chassis No. 4 010 995 up to 6 502 399	2 4	111-118 151, 152
	8/61 - 7/64	466 silver beige		
	8/63 - 7/64	043 grey-black		

MAIN GROUP



BODY

Key No.	Part No.	Description	Quantity	Type and model
(15)	113 857 797 8/61 - 7/64	Escutcheon - Safety belt mounting in quarter panel from Chassis No. 4 010 995 up to 6 502 399 466 silver beige	2	111-118
16	113 857 797 A 8/64 - 7/65 8/65 - 7/66 8/65 - 7/64 8/64 -	Escutcheon - Safety belt mounting on floor plate . from Chassis No. 115 000 001 469 anthracite 652 scarlet - 75 662 almond beige - 77 043 grey-black	2	113, 114, 117, 118, 151, 152 113, 114, 117, 118, 151, 152 113, 114, 117, 118, 151, 152
-	111 857 799	Attachment bolt for three-point safety belt to quarter panel from Chassis No. January 1972	2	M 184, M 185: 151
17	111 857 799 A	* Bolt, hex. head - Tunnel fitting from Chassis No. 118 096 786	2	M 184, M 185, M 186
18	111 857 843	* Cap for seat belt buckle; front from Chassis No. 118 096 786	2	M 185
19	111 857 845	* Cap for seat belt buckle, rear from Chassis No. 118 096 786	2	M 186
20	411 860 265	Retaining strap - First aid kit from Chassis No. 111 2000 001	1	M 82
21	411 860 269	Cover - Retaining strap from Chassis No. 111 2000 001	2	M 82
22	N 14 001 1	Tapping screw, csk. hd. B 4.8x25 from Chassis No. 111 2000 001	2	M 82



Key No.	Part No.	Description	Quantity	Type and model
FRONT PANEL LINING AND FLOOR COVERING				111-118, 151, 152
-	111 863 023	Lining - Front panel, left up to Chassis No. 1 - 929 745	1	111-118
	1/54 - 7/55	026 honey brown		
	1/54 - 7/55	029 blue-grey - 52, 70, 71		
	1/54 - 7/55	278 grey beige - 50, 51, 70a, 72		
-	111 863 023 A	Lining - Front panel, left from Chassis No. 1 - 929 746 up to 1 385 973	1	111-118
	8/55 - 11/56	026 honey brown		
	8/55 - 11/56	029 blue-grey - 52, 53, 70, 71, 72a		
	8/55 - 11/56	278 grey beige - 50, 55, 70a, 72, 74, 75		
	8/55 - 3/56	404 grey-green - 54, 70b, 73		
-	111 863 023 B	Lining - Front panel, left from Chassis No. 1 385 974 up to 1 600 439	1	111-118
	12/56 - 7/57	026 honey brown		
	12/56 - 7/57	029 blue-grey - 52, 53, 70, 71, 72a		
	12/56 - 7/57	278 grey beige - 50, 55, 70a, 72, 74, 75		
-	111 863 023 D	Lining - Front panel, left from Chassis No. 118 000 001 up to 118 1016 100	1	113, 114, 117, 118
	8/67 - 7/68	046 lava		
-	113 863 023 B	Lining - Front panel, left from Chassis No. 1 600 440 up to 117 483 305 from Chassis No. 117 483 306 up to 117 999 000 (for model M 86 see 111 863 111 E)	1 1	111-118 113, 114, 117, 118
	8/57 - 7/60	046 lava		
	8/60 - 7/61	026 honey brown - 58, 74		
	8/60 - 7/61	264 rock grey - 59, 75, 78		
	8/60 - 7/61	444 malachite green - 61, 76		
	8/60 - 7/63	382 olive - 60, 77		
	8/61 - 7/63	596 tin grey - 59, 75, 78		
	8/63 - 7/64	046 lava		
	8/64 - 7/65	596 tin grey		
	8/65 - 7/66	652 scarlet - 75		
	8/65 - 7/66	662 almond beige - 77		
	8/65 - 8/67	672 rust - 59		
	8/65 - 7/67	046 lava - 55, 58, 60, 64, 74, 76, 83, 84, 88, 89		
	8/66 - 7/67	772 dark brown - 61, 87		
	8/66 - 7/67	742 clematis - 69		
-	113 863 023 E	Lining - Front panel, left from Chassis No. 119 000 001 up to 119 1200 000	1	113, 114, 117, 118
	8/68 - 7/69	046 lava		
-	113 863 023 G	Lining - Front panel, left (felt) from Chassis No. 111 2000 001	1	113, 114, 117, 118
	8/70 -	469 anthracite		



Key No.	Part No.	Description	Quantity	Type and model
-	113 863 023 H	Lining - Front panel, left (loop quality)	1	M 603
		from Chassis No. 110 2000 001 up to 110 3100 000	1	M 1/M 603
	8/69 -	192 lava 68		
-	113 863 023 J	Lining - Front panel, left (felt)	1	113, 114, 117, 118
		from Chassis No. 110 2000 001 up to 110 3100 000	1	M 1
	8/69 -	469 anthracite		
-	113 863 023 K	Lining - Front panel, left (loop quality)	1	M 602, M 603
	8/70 -	192 lava 68		
-	151 863 023 B	Lining - Front panel, left	1	151, 152
		up to Chassis No. 1 398 850		
	5/54 - 12/56	026 honey brown		
	5/54 - 12/56	029 blue-grey		
	5/54 - 12/56	278 grey beige		
-	151 863 023 C	Lining - Front panel, left	1	151, 152
		from Chassis No. 1 398 851 up to 1 600 439		
	1/57 - 7/57	026 honey brown		
	1/57 - 7/57	029 blue-grey		
	1/57 - 7/57	278 grey beige		
-	151 863 023 D	Lining - Front panel, left	1	151, 152
		from Chassis No. 1 600 440 up to 158 1016 100		
	8/57 - 7/60	046 lava		
	8/60 - 7/61	026 honey brown - 58, 74		
	8/60 - 7/61	264 rock grey - 59, 75, 78		
	8/60 - 7/61	444 malachite green - 61, 76		
	8/60 - 7/63	382 olive - 60, 77		
	8/61 - 7/63	596 fin grey - 59, 75, 78		
	8/63 - 7/64	046 lava		
	8/64 - 7/65	596 fin grey		
	8/65 - 7/66	672 rust - 59		
	8/65 - 7/66	652 scarlet - 75		
	8/65 - 7/66	662 almond beige - 77		
	8/65 - 7/67	046 lava - 58, 60, 64, 74, 76, 86, 88, 89		
	8/66 - 7/67	772 dark brown - 61, 87		
	8/66 - 7/67	742 clematis - 69		
	8/67 - 7/68	046 lava		
-	151 863 023 E	Lining - Front panel, left	1	151, 152
		from Chassis No. 159 000 001 up to 159 1200 000		
	8/68 - 7/69	046 lava		
-	151 863 023 F	Lining - Front panel left (felt)	1	151, 152
		from Chassis No. 150 2000 001 up to 150 3100 000		
	8/69 - 7/70	469 anthracite		
-	151 863 023 G	Lining - Front panel, left (felt)	1	151, 152
		from Chassis No. 151 2000 001		
	8/70 -	469 anthracite		

MAIN GROUP



BODY

Front panel lining and floor covering

Key No.	Part No.	Description	Quantity	Type and model
-	111 863 024	Lining - Front panel, right up to Chassis No. 1 - 929 745	1	111-118
	1/54 - 7/55	026 honey brown		
	1/54 - 7/55	029 blue-grey - 52, 70, 71		
	1/54 - 7/55	278 grey beige - 50, 51, 70a, 72		
-	111 863 024 A	Lining - Front panel, right from Chassis No. 1 - 929 746 up to 1 385 973	1	111-118
	8/55 - 11/56	026 honey brown		
	8/55 - 11/56	029 blue-grey - 52, 53, 70, 71, 72a		
	8/55 - 11/56	278 grey beige - 50, 55, 70a, 72, 74, 75		
-	111 863 024 B	Lining - Front panel, right from Chassis No. 1 385 974 up to 1 600 439	1	111-118
	12/56 - 7/57	026 honey brown		
	12/56 - 7/57	029 blue-grey - 52, 53, 70, 71, 72a		
	12/56 - 7/57	278 grey beige - 50, 55, 70a, 72, 74, 75		
-	111 863 024 D	Lining - Front panel, right from Chassis No. 118 000 001 up to 118 1016 100	1	113, 114, 117, 118
	8/67 - 7/68	046 lava		
-	113 863 024 B	Lining - Front panel, right from Chassis No. 1 600 440 up to 117 483 305	1	111-118
		from Chassis No. 117 483 306 up to 117 999 000	1	113, 114, 117, 118
		(for model M 86 see 111 863 111 E)		
	8/57 - 7/60	046 lava		
	8/60 - 7/61	026 honey brown - 58, 74		
	8/60 - 7/61	264 rock grey - 59, 75, 78		
	8/60 - 7/61	444 malachite green - 61, 76		
	8/60 - 7/63	382 olive - 60, 77		
	8/61 - 7/63	596 tin grey - 59, 75, 78		
	8/63 - 7/64	046 lava		
	8/64 - 7/65	596 tin grey		
	8/65 - 7/66	652 scarlet - 75		
	8/65 - 7/66	662 almond beige - 77		
	8/65 - 8/67	672 rust - 59		
	8/65 - 7/67	046 lava - 55, 58, 60, 64, 74, 76, 83, 86, 88, 89		
	8/66 - 7/67	772 dark brown - 61, 87		
	8/66 - 7/67	742 clematis - 69		
-	113 863 024 E	Lining - Front panel, right from Chassis No. 119 000 001 up to 119 1200 000	1	113, 114, 117, 118
	8/68 - 7/69	046 lava		
1	113 863 024 G	Lining - Front panel, right (felt) from Chassis No. 111 2000 001	1	113, 114, 117, 118
	8/70 -	469 anthracite		
-	113 863 024 H	Lining - Front panel, right (loop quality) from Chassis No. 110 2000 001 up to 110 3100 000	1	M 603
	8/69 -	from Chassis No. 111 2000 001	1	M 1/M 603
		192 lava 68		



Key No.	Part No.	Description	Quantity	Type and model
-	113 863 024 J	Lining - Front panel, right (felt) from Chassis No. 110 2000 001 up to 110 3100 000 from Chassis No. 111 2000 001 8/69 - 469 anthracite	1 1	113, 114, 117, 118 M 1
-	113 863 024 K	Lining - Front panel, right (loop quality) from Chassis No. 111 2000 001 8/70 - 192 lava 68	1	M 602, M 603
-	151 863 024 B	Lining (PVC) - Front panel, right up to Chassis No. 1 398 850 5/54 - 12/54 026 honey brown 5/54 - 12/56 029 blue-grey 5/54 - 12/56 278 grey beige	1	151, 152
-	151 863 024 C	Lining - Front panel, right from Chassis No. 1 398 851 up to 1 600 439 1/57 - 7/57 026 honey brown 1/57 - 7/57 029 blue-grey 1/57 - 7/57 278 grey-beige 1/57 - 7/57 404 grey-green	1	151, 152
-	151 863 024 D	Lining - Front panel, right from Chassis No. 1 600 440 up to 158 1016 100 8/57 - 7/60 046 lava 8/60 - 7/61 026 honey brown - 58, 74 8/60 - 7/61 264 rock grey - 59, 75, 78 8/60 - 7/61 444 malachite green - 61, 76 8/60 - 7/63 382 olive - 60, 77 8/61 - 7/63 596 tin grey - 59, 75, 78 8/63 - 7/64 046 lava 8/64 - 7/65 596 tin grey 8/65 - 7/66 672 rust - 59 8/65 - 7/66 652 scarlet - 75 8/65 - 7/66 662 almond beige - 77 8/65 - 7/67 046 lava - 58, 60, 64, 74, 76, 86, 88, 89 8/66 - 7/67 772 dark brown - 61, 87 8/66 - 7/67 742 clematis - 69 8/67 - 7/68 046 lava	1	151, 152
-	151 863 024 E	Lining - Front panel, right from Chassis No. 159 000 001 up to 159 1200 000 8/68 - 7/69 046 lava	1	151, 152
-	151 863 024 F	Lining - Front panel, right (felt) from Chassis No. 150 2000 001 up to 150 3100 000 8/69 - 7/70 469 anthracite	1	151, 152
-	151 863 024 G	Lining - Front panel, right (felt) from Chassis No. 151 2000 001 8/70 - 469 anthracite	1	151, 152
-	111 863 025 B	Lining - Front panel, center from Chassis No. 1 - 397 023 up to 4 010 994 9/52 - 7/57 026 honey brown 9/52 - 7/57 029 blue-grey 9/52 - 7/57 278 grey beige 8/57 - 7/60 046 lava 8/60 - 7/61 264 rock grey	1	111, 115

Key No.	Part No.	Description	Quantity	Type and model
-	111 863 025 F	Lining - Front panel, center	1	113, 117, 151
	8/57 - 7/60	046 lava from Chassis No. 1 600 440 up to 3 192 506	1	111, 115
	8/65 - 7/67	046 lava from Chassis No. 4 010 995 up to 117 999 000	1	
-	111 863 025 M	Lining (PVC) - Front panel, center	1	M 86: 111, 115
	1/67 - 7/67	148 medium grey 66 from Chassis No. 117 483 306 up to 117 999 000		
-	111 863 025 Q	Lining - Front panel, center	1	111, 115; M 110
	8/67 - 7/68	148 medium grey 66 from Chassis No. 118 000 001 up to 118 1016 100		
-	111 863 025 R *	Lining (PVC) - Front panel, center	1	111, 115; M 108, M 110
	8/68 - 7/71	148 medium grey 66 from Chassis No. 119 000 001 up to 111 3200 000		
-	111 863 025 AB	Lining - Front panel, center (felt)	1	111, 115; M 108, M 110
	8/71 -	469 anthracite from Chassis No. 112 2000 001		
-	112 863 025 L	Lining (PVC) - Front panel, center	1	M 86: 112, 116
	1/67 - 7/67	148 medium grey 66 from Chassis No. 117 483 306 up to 117 999 000		
-	112 863 025 P	Lining (PVC) - Front panel, center	1	112, 116; M 110
	8/67 - 7/68	148 medium grey 66 from Chassis No. 118 000 001 up to 118 1016 100		
-	112 863 025 Q	Lining (PVC) - Front panel, center	1	112, 116; M 110
	8/68 - 7/71	148 medium grey 66 from Chassis No. 119 000 001 up to 111 3200 000		
-	112 863 025 AB	Lining - Front panel, center (felt)	1	112, 116
	8/71 -	469 anthracite from Chassis No. 112 2000 001		
-	113 863 025 A	Lining - Front panel, center	1	113, 117, 151
	1/54 - 7/57	026 honey brown up to Chassis No. 1 600 439		
	1/54 - 7/57	029 blue-grey - 52, 53, 70, 71, 72		
	1/54 - 7/57	278 grey-beige - 50, 51, 55, 70a, 72, 74, 75		
	3/55 - 3/56	404 grey-green - 54, 70b, 73		
-	113 863 025 D	Lining - Front panel, center	1	113, 117, 151
	8/60 - 7/61	026 honey brown - 58, 74 from Chassis No. 3 192 507 up to 4 010 994		
	8/60 - 7/61	264 rock grey - 59, 75, 78		
	8/60 - 7/61	444 malachite green - 61, 76		
	8/60 - 7/61	382 olive - 60, 77		
-	113 863 025 F	Lining - Front panel, center	1	113, 117, 151
	8/61 - 7/63	382 olive - 60, 77 from Chassis No. 4 010 995 up to 115 999 000		
	8/61 - 7/63	596 fin grey - 59, 75, 78		
	8/63 - 7/64	046 lava		
	8/64 - 7/65	596 fin grey		



Key No.	Part No.	Description	Quantity	Type and model
-	113 863 025 H	Lining - Front panel, center from Chassis No. 116 000 001 up to 118 005 426	1	113, 117, 151
	0/65 - 7/66	652 scarlet - 75		
	0/65 - 7/66	662 almond beige - 77		
	0/65 - 8/67	672 rust - 59		
	0/65 - 7/67	046 lava - 58, 60, 64, 74, 76, 86, 88, 89		
	8/66 - 7/67	772 dark brown - 61, 87		
	0/66 - 7/67	742 clematis - 69		
-	113 863 025 K	Lining - Front panel, center from Chassis No. 118 000 001 up to 119 476 294	1	113, 117, 151
	8/67 - 12/68	046 lava		
-	113 863 025 L	Lining - Front panel, center from Chassis No. 119 476 295 up to 119 1200 000	1	113, 117, 151
	1/69 - 7/69	046 lava		
-	113 863 025 N	Lining - Front panel, center (loop quality) from Chassis No. 110 2000 001 up to 110 3100 000	1	M 603
		from Chassis No. 111 2000 001	1	M 1/M 603: 113, 117
	8/69 -	192 lava 68		
-	113 863 025 Q	Lining - Front panel, center (loop quality) from Chassis No. 111 2000 001	1	M 602, M 603: 113, 117
	8/70 -	192 lava 68		
-	114 863 025 D	Lining - Front panel, center from Chassis No. 3 192 507 up to 4 010 994	1	114, 118, 152
	8/60 - 7/61	026 honey brown - 58, 74		
	8/60 - 7/61	264 rock grey - 59, 75, 78		
	8/60 - 7/61	444 malachite green - 61, 76		
	8/60 - 7/61	382 olive - 60, 77		
-	114 863 025 E	Lining - Front panel, center from Chassis No. 4 010 995 up to 115 999 000	1	114, 118, 152
	8/61 - 7/63	382 olive - 60, 77		
	8/61 - 7/63	596 fin grey - 59, 75, 78		
	8/63 - 7/64	046 lava		
	8/64 - 7/65	596 fin grey		
-	114 863 025 G	Lining - Front panel, center from Chassis No. 116 000 001 up to 118 005 426	1	114, 118, 152
	8/65 - 7/66	652 scarlet - 75		
	8/65 - 7/66	662 almond beige - 77		
	8/65 - 8/67	672 rust - 59		
	0/65 - 7/67	046 lava - 58, 60, 64, 74, 76, 86, 88, 89		
	8/66 - 7/67	772 dark brown - 61, 87		
	0/66 - 7/67	742 clematis - 69		
-	114 863 025 J	Lining - Front panel, center from Chassis No. 118 000 001 up to 119 476 294 (from Chassis No. 119 476 295 see 114 863 101 E)	1	114, 118, 152
	8/67 - 12/68	046 lava		
-	114 863 025 N	Lining - Front panel, center (loop quality) from Chassis No. 111 2000 001	1	M 1/M 603: 114, 118
	8/70 -	192 lava 68		

Key No.	Part No.	Description	Quantity	Type and model
-	114 863 025 R	Lining - Front panel, center (loop quality) from Chassis No. 111 2000 001 192 lava 68	1	M 603: 114, 118
	8/70 -			
-	111 863 065 A	Lining - Wheel housing, rear, left up to Chassis No. 2 154 169 026 honey brown. 029 blue-grey - 52, 53, 70, 71, 72a 278 grey beige - 50, 51, 55, 70a, 72, 74, 75	1	111-118
	1/54 - 7/57			
	1/54 - 7/57			
	1/54 - 7/57			
-	113 863 065	Lining - Wheel housing, rear, left from Chassis No. 2 154 170 up to 6 502 399 046 lava 026 honey brown - 58, 74 264 rock grey - 59, 75, 78 444 malachite green - 61, 76 382 olive - 60, 77 426 graphite - 59, 75, 78 046 lava	1	111-118
	11/58 - 7/60			
	8/60 - 7/61			
	8/60 - 7/61			
	8/60 - 7/61			
	8/60 - 7/63			
	8/61 - 7/63			
	8/63 - 7/64			
-	113 863 065 B	Lining with sound absorbers - Wheel housing, .. rear, left from Chassis No. 115 000 001 up to 118 005 426 596 tin grey 652 scarlet - 75 662 almond beige - 77 046 lava - 55, 58, 60, 74, 76, 83 672 rust - 59	1	111-118
	8/64 - 7/65			
	8/65 - 7/66			
	8/65 - 7/66			
	8/65 - 7/66			
	8/65 - 8/67			
2	113 863 065 C	Lining (PVC) with sound absorbers - Wheel housing, rear, left from Chassis No. 117 000 001 up to 111 3200 000 from Chassis No. 112 2000 001 148 medium grey 66 - 64, 86, 88, 89 772 dark brown - 61, 87 742 clematis - 69 148 medium grey 66	1 1	111-118; M 86 111, 112, 115, 116; M 86
	8/66 - 7/67			
	8/66 - 7/67			
	8/66 - 7/67			
	8/67 -			
-	113 863 065 D	Lining (felt) with sound absorbers - Wheel housing, rear, left from Chassis No. 112 2000 001 046 lava	1	113, 114, 117, 118
	8/71 -			
-	151 863 065	Lining - Wheel housing, rear, left up to Chassis No. 6 502 399 ● 043 grey-black / superseded by: 151 863 065 A [046] 026 honey brown - 58, 74 264 rock grey - 59, 75, 78 444 malachite green - 61, 76 382 olive - 60, 77 ● 596 tin grey - 59, 75, 78 / superseded by: 151 863 065 A [046] ● 043 grey-black / superseded by: 151 863 065 A [046]	1	151, 152
	8/57 - 7/60			
	8/60 - 7/61			
	8/60 - 7/61			
	8/60 - 7/61			
	8/60 - 7/63			
	8/61 - 7/63			
	8/63 - 7/64			
-	151 863 065 A	Lining with sound absorbers - Wheel housing, ... rear, left from Chassis No. 155 000 001 up to 156 1021 300 ● 046 lava / superseded by: 151 863 065 B [148] 672 rust - 59 652 scarlet - 75 662 almond beige - 77 ● 046 lava - 58, 60, 74, 76 / superseded by: 151 863 065 B [148]	1	151, 152
	8/64 - 7/65			
	8/65 - 7/66			
	8/65 - 7/66			
	8/65 - 7/66			
	8/65 - 7/66			



Key No.	Part No.	Description	Quantity	Type and model
-	151 863 065 B	Lining (PVC) with sound absorbers - Wheel housing, rear left from Chassis No. 157 000 001 up to 151 3200 000	1	151, 152
	8/66 - 7/67	148 medium grey 66 - 64, 66, 88, 89		
	8/66 - 7/67	742 clematis - 69		
	8/66 - 7/67	772 dark brown - 61, 87		
	8/67 - 7/71	148 medium grey 66		
-	151 863 065 C	Lining (felt) with sound absorbers - Wheel housing, rear, left from Chassis No. 152 2000 001	1	151, 152
	8/71 -	046 lava		
-	111 863 066 A	Lining - Wheel housing, rear, right up to Chassis No. 2 154 169	1	111-118
	1/54 - 7/57	278 grey-beige - 50, 51, 55, 70a, 72, 74, 75		
	8/57 - 11/58	023 silver grey		
-	113 863 066	Lining - Wheel housing, rear, right from Chassis No. 2 154 170 up to 6 502 399	1	111-118
	11/58 - 7/60	046 lava		
	8/60 - 7/61	026 honey brown - 58, 74		
	8/60 - 7/61	264 rock grey - 59, 75, 78		
	8/60 - 7/61	444 malachite green - 61, 76		
	8/60 - 7/63	382 olive - 60, 77		
	8/61 - 7/63	426 graphite - 59, 75, 78		
	8/63 - 7/64	046 lava		
-	113 863 066 B	Lining with sound absorbers - Wheel housing, rear, right from Chassis No. 115 000 001 up to 118 005 426	1	111-118
	8/64 - 7/65	596 tin grey		
	8/65 - 7/66	652 scarlet - 75		
	8/65 - 7/66	662 almond beige - 77		
	8/65 - 7/66	046 lava - 55, 58, 60, 74, 76, 83		
	8/65 - 8/67	672 rust - 59		
3	113 863 066 C	Lining (PVC) with sound absorbers - Wheel housing, rear, right from Chassis No. 117 000 001 up to 111 3200 000	1	111-118; M 86
		from Chassis No. 112 2000 001	1	111, 112, 115, 116; M 86
	8/66 - 7/67	148 medium grey 66 - 64, 86, 88, 89		
	8/66 - 7/67	772 dark brown - 61, 87		
	8/66 - 7/67	742 clematis - 69		
	8/67 -	148 medium grey 66		
-	113 863 066 D	Lining (felt) with sound absorbers - Wheel housing, rear, left from Chassis No. 112 2000 001	1	113, 114, 117, 118
	8/71 -	046 lava		
-	151 863 066	Lining - Wheel housing, rear, right up to Chassis No. 6 502 399	1	151, 152
	8/57 - 7/60	○ 043 grey-black / superseded by: 151 863 066 Δ (046)		
	8/60 - 7/61	026 honey brown - 58, 74		
	8/60 - 7/61	264 rock grey - 59, 75, 78		
	8/60 - 7/61	444 malachite green - 61, 76		
	8/60 - 7/63	382 olive - 60, 77		
	8/61 - 7/63	○ 596 tin grey - 59, 75, 78 / superseded by: 151 863 066 Δ (596)		
	8/63 - 7/64	○ 043 grey-black / superseded by: 151 863 066 Δ (043)		

Key No.	Part No.	Description	Quantity	Type and model.
-	151 863 066 A	Lining with sound absorbers - Wheel housing, rear, right from Chassis No. 155 000 001 up to 156 1021 300	1	151, 152
	8/64 - 7/63	●596 tin grey / superseded by: 151 863 066 B (148)		
	8/65 - 7/66	672 rust - 59		
	8/65 - 7/66	652 scarlet - 75		
	8/65 - 7/66	662 almond beige - 77		
	8/65 - 7/66	●046 lava - 58, 60, 74, 76 / superseded by: 151 863 066 B (148)		
-	151 863 066 B	Lining (PVC) with sound absorbers - Wheel housing, rear, right from Chassis No. 157 000 001 up to 151 3200 000	1	151, 152
	8/66 - 7/67	148 medium grey 66 - 44, 86, 88, 89		
	8/66 - 7/67	772 dark brown - 61, 87		
	8/66 - 7/67	742 clematis - 69		
	8/67 - 7/71	148 medium grey 66		
-	151 863 066 C	Lining (felt) with sound absorbers - Wheel housing, rear, right from Chassis No. 152 2000 001	1	151, 152
	8/71 -	046 lava		
-	111 863 071 C *	Lining - Side member, left from Chassis No. 119 476 295 up to 111 3200 000	1	111, 112, 115, 116; M 108, M 110
	1/69 - 7/71	148 medium grey 66		
-	113 863 071 A	Lining - Side member, left up to Chassis No. 4 010 994	1	111-118
	1/54 - 7/57	026 honey brown		
	1/54 - 7/57	029 blue-grey - 52, 53, 70, 71, 72a		
	1/54 - 7/57	278 grey beige - 50, 51, 55, 70a, 72, 74, 75		
	3/55 - 3/56	026 honey brown - 54, 70b, 73		
	8/57 - 7/60	046 lava		
	8/60 - 7/61	026 honey brown - 58, 74		
	8/60 - 7/61	264 rock grey - 59, 75, 78		
	8/60 - 7/61	382 olive - 60, 77		
	8/60 - 7/61	444 malachite green - 61, 76		
-	113 863 071 D	Lining - Side member, left from Chassis No. 4 010 995 up to 117 483 305 from Chassis No. 117 483 306 up to 117 999 000 (for model M 86 see 111 863 371 E)	1 1	111-118 113, 114, 117, 118
	8/61 - 7/63	382 olive - 60, 77		
	8/61 - 7/63	596 tin grey - 59, 65, 75, 78		
	8/63 - 7/64	●043 grey-black / superseded by: 113 863 071 H (046)		
	8/64 - 7/65	596 tin grey		
	8/65 - 7/66	652 scarlet - 75		
	8/65 - 7/66	662 almond beige - 77		
	8/65 - 7/66	●046 lava - 55, 58, 60, 64, 74, 76, 83, 86, 88, 89 / superseded by: 113 863 071 H (046)		
	8/65 - 8/67	672 rust - 59		
	8/66 - 7/67	772 dark brown - 61, 87		
	8/66 - 7/67	742 clematis - 69		
-	113 863 071 H	Lining - Side member, left from Chassis No. 118 000 001 up to 118 1016 100	1	113, 114, 117, 118
	8/67 - 7/68	046 lava		
-	113 863 071 J	Lining - Side member, left from Chassis No. 119 000 001 up to 119 476 294	1	113, 114, 117, 118
	8/68 - 12/68	046 lava		



Key No.	Part No.	Description	Quantity	Type and model
-	113 863 071 K 1/69 - 7/69	Lining - Side member, left from Chassis No. 119 476 295 up to 119 1200 000 046 lava	1	113, 114, 117, 118
-	113 863 071 L 8/69 -	Lining - Side member, left (loop quality) from Chassis No. 110 2000 001 192 lava 68	1	M 602, M 603
4	113 863 071 M 8/69 -	Lining - Side member, left (felt) from Chassis No. 110 2000 001 from Chassis No. 112 2000 001 469 anthracite	1 1	113, 114, 117, 118 111, 112, 115, 116; M 108, M 110
-	151 863 071 5/54 - 7/59 5/54 - 7/59	Lining - Side member, left up to Chassis No. 2 528 667 026 honey brown 278 grey-beige	1	151, 152
-	151 863 071 A 8/59 - 7/60 8/60 - 7/61 8/60 - 7/61 8/60 - 7/61 8/60 - 7/63 8/61 - 7/63 8/63 - 7/64 8/64 - 7/65 8/65 - 7/66 8/65 - 7/66 8/65 - 7/67 8/66 - 7/67 8/66 - 7/67 8/67 - 7/68	Lining - Side member, left from Chassis No. 2 528 668 up to 158 1016 100 046 lava 026 honey brown - 58, 74 264 rock grey - 59, 75, 78 444 malachite green - 61, 76 382 olive - 60, 77 596 tin grey - 59, 75, 78 046 lava 596 tin grey 652 scarlet - 75 662 almond beige - 77 672 rust - 59 046 lava - 58, 60, 64, 74, 76, 86, 88, 89 742 clematis - 69 772 dark brown - 61, 87 046 lava	1	151, 152
-	151 863 071 B 8/68 - 7/69	Lining - Side member, left from Chassis No. 159 000 001 up to 159 1200 000 046 lava	1	151, 152
-	151 863 071 C 8/69 - 7/70	Lining - Side member, left (felt) from Chassis No. 150 2000 001 up to 150 3100 000 469 anthracite	1	151, 152
-	151 863 071 D 8/70 -	Lining - Side member, left (felt) from Chassis No. 151 2000 001 469 anthracite	1	151, 152
-	111 863 072 C * 1/69 - 7/71	Lining - Side member, right from Chassis No. 119 000 001 up to 111 3200 000 148 medium grey 66	1	111, 112, 115, 116; M 108, M 110

Key No.	Part No.	Description	Quantity	Type and model
-	113 863 072 A	Lining - Side member, right up to Chassis No. 4 010 994	1	111-118
	1/54 - 7/57	026 honey brown		
	1/54 - 7/57	029 blue-grey - 52, 53, 70, 71, 72a		
	1/54 - 7/57	278 grey beige - 50, 51, 55, 70a, 72, 74, 75		
	8/57 - 7/60	046 lava		
	8/60 - 7/61	026 honey brown - 58, 74		
	8/60 - 7/61	264 rock grey - 59, 75, 78		
	8/60 - 7/61	444 malachite green - 61, 76		
	8/60 - 7/63	382 olive - 60, 77		
-	113 863 072 D	Lining - Side member, right from Chassis No. 4 010 995 up to 117 483 305	1	111-118
		from Chassis No. 117 483 306 up to 117 999 000	1	113, 114, 117, 118
		(for model M 86 see 111 863 372 E)		
	8/61 - 7/63	382 olive - 60, 77		
	8/61 - 7/63	596 fin grey - 59, 65, 75, 78		
	8/63 - 7/64	● 043 grey-black / superseded by: 113 863 072 H [046]		
	8/64 - 7/65	596 fin grey		
	8/65 - 7/66	652 scarlet - 75		
	8/65 - 7/66	662 almond beige - 77		
	8/65 - 7/66	● 046 lava - 55, 58, 60, 64, 74, 76, 83, 86, 88, 89 / superseded by: 113 863 072 H [046]		
	8/65 - 8/67	672 rust - 59		
	8/66 - 7/67	742 clematis - 69		
	8/66 - 7/67	772 dark brown - 61, 87		
-	113 863 072 H	Lining - Side member, right from Chassis No. 118 000 001 up to 118 1016 100	1	113, 114, 117, 118
	8/67 - 7/68	046 lava		
-	113 863 072 J	Lining - Side member, right from Chassis No. 119 000 001 up to 119 476 294	1	113, 114, 117, 118
	8/68 - 12/68	046 lava		
-	113 863 072 K	Lining - Side member, right from Chassis No. 119 476 295 up to 119 1200 000	1	113, 114, 117, 118
	1/69 - 7/69	046 lava		
-	113 863 072 L	Lining - Side member, right (loop quality) from Chassis No. 110 2000 001	1	M 602, M 603
	8/69 -	192 lava 68		
5	113 863 072 M	Lining - Side member, right (felt) from Chassis No. 110 2000 001	1	113, 114, 117, 118
		from Chassis No. 112 2000 001	1	111, 112, 115, 116;
	8/69 -	469 anthracite		M 108, M 110
-	151 863 072	Lining - Side member, right up to Chassis No. 2 528 667	1	151, 152
	5/54 - 7/59	026 honey brown		
	5/54 - 7/59	278 grey-beige		



Key No.	Part No.	Description	Quantity	Type and model
-	151 863 072 A	Lining - Side member, right from Chassis No. 2 528 668 up to 158 1016 100	1	151, 152
	8/59 - 7/60	046 lava		
	8/60 - 7/61	026 honey brown - 58, 74		
	8/60 - 7/61	264 rock grey - 59, 75, 78		
	8/60 - 7/61	444 malachite green - 61, 76		
	8/60 - 7/63	382 olive - 60, 77		
	8/61 - 7/63	596 tin grey - 59, 75, 78		
	8/63 - 7/64	046 lava		
	8/64 - 7/65	596 tin grey		
	8/65 - 7/66	652 scarlet - 75		
	8/65 - 7/66	662 almond beige - 77		
	8/65 - 7/66	672 rust - 59		
	8/65 - 7/67	046 lava - 58, 60, 64, 74, 76, 86, 88, 89		
	8/66 - 7/67	742 clematis - 69		
	8/66 - 7/67	772 dark brown - 61, 87		
	8/67 - 7/68	046 lava		
-	151 863 072 B	Lining - Side member, right from Chassis No. 159 000 001 up to 159 1200 000	1	151, 152
	8/68 - 7/69	046 lava		
-	151 863 072 C	Lining - Side member, right (felt) from Chassis No. 150 2000 001 up to 150 3100 000	1	151, 152
	8/69 - 7/70	469 anthracite		
-	151 863 072 D	Lining - Side member, right (felt) from Chassis No. 151 2000 001	1	151, 152
	8/70 -	469 anthracite		
-	114 863 101 E	Lining - Front panel, center from Chassis No. 119 476 295 up to 119 1200 000	1	114, 118, 152
	1/69 - 7/69	046 lava		
6	113 863 105 F	Lining - Front panel, center (felt) from Chassis No. 111 2000 001	1	113, 117, 151
	8/70 -	469 anthracite		
-	113.863 105 H	Lining - Front panel, center (felt) from Chassis No. 110 2000 001 up to 110 3100 000 from Chassis No. 111 2000 001	1 1	113, 117, 151 M 1: 113, 117
	8/69 -	469 anthracite		
-	114 863 105 F	Lining - Front panel, center (felt) from Chassis No. 111 2000 001	1	114, 118, 152
	8/66 -	469 anthracite		
-	114 863 105 G	Lining - Front panel, center (felt) from Chassis No. 110 2000 001 up to 110 3100 000 from Chassis No. 111 2000 001	1 1	114, 118, 152 M 1: 114, 118
	8/69 -	469 anthracite		
-	111 863 107	Rubber mat, black - Front panel lining up to Chassis No. 3 192 506	1	111, 115



Key No.	Part No.	Description	Quantity	Type and model
-	111 863 107 A	Rubber mat, black - Front panel lining from Chassis No. 3 192 507 up to 6 502 399	1	111, 115
-	113 863 107 C 8/60 - 7/61	Rubber mat - Front panel lining from Chassis No. 3 192 507 up to 6 502 399 026 honey brown - 58, 74	1	113, 117, 151
-	111 863 111 E 1/67 - 7/68	Lining - Front panel, left (PVC) from Chassis No. 117 483 306 up to 117 999 000 from Chassis No. 118 000 001 up to 118 1016 100 148 medium grey 66	1 1	M 86 111, 112, 115, 116; M 110
-	111 863 111 H * 8/68 - 7/71	Lining - Front panel, left (PVC) from Chassis No. 119 000 001 up to 111 3200 000 148 medium grey 66	1	111, 112, 115, 116; M 108, M 110
-	111 863 111 M 8/71 -	Lining - Front panel, left (felt) from Chassis No. 112 2000 001 469 anthracite	1	111, 112, 115, 116; M 108, M 110
-	111 863 112 E 1/67 - 7/68	Lining - Front panel, right (PVC) from Chassis No. 117 483 306 up to 117 999 000 from Chassis No. 118 000 001 up to 118 1016 100 148 medium grey 66	1 1	M 86 111, 112, 115, 116; M 110
-	111 863 112 H * 8/68 - 7/71	Lining - Front panel, right (PVC) from Chassis No. 119 000 001 up to 111 3200 000 148 medium grey 66	1	111, 112, 115, 116; M 108, M 110
-	111 863 112 M 8/71 -	Lining - Front panel, right (felt) from Chassis No. 112 2000 001 469 anthracite	1	111, 112, 115, 116; M 108, M 110
-	111 863 119 A	Eyelet - Upper part from Chassis No. 1 - 929 746 up to 6 502 399	2	
-	111 863 121 A	Eyelet - Lower part from Chassis No. 1 - 929 746 up to 6 502 399	2	
-	111 863 157	Clip - Main harness (see also page 9-102) from Chassis No. 115 000 001 up to 119 474 780 from Chassis No. 119 474 781 up to 110 3100 000 from Chassis No. 111 2000 001	3 2 3	
-	111 701 625	Special tack - Front panel lining up to Chassis No. 6 502 399 from Chassis No. 115 000 001	18 14	
-	113 863 305 B 1/54 - 7/55 1/54 - 7/55	Lining - Frame tunnel up to Chassis No. 1 - 929 745 029 blue-grey - 52, 53, 70, 71 278 grey-beige - 50, 51, 70a, 72	1	113, 117



Key No.	Part No.	Description	Quantity	Type and model
-	111 863 311	Rubber mat, black - Frame tunnel, front up to Chassis No. 1 - 929 745	1	111, 115
-	111 863 311 B	Rubber mat, black - Frame tunnel, front from Chassis No. 1 - 929 746 up to 117 999 000	1	111, 115
-	111 863 311 D 1/67 - 7/67	Lining (PVC) - Frame tunnel, front from Chassis No. 117 483 306 up to 117 999 000 148 medium grey 66	1	M 86: 111, 115
-	111 863 311 F * 8/67 - 7/71	Lining (PVC) - Frame tunnel, front from Chassis No. 118 000 001 up to 111 3200 000 148 medium grey 66	1	111, 115; M 108, M 110
-	111 863 311 J 8/71 -	Lining (felt) - Frame tunnel, front from Chassis No. 112 2000 001 469 anthracite	1	111, 115; M 108, M 110
-	112 863 311 B	Rubber mat, black - Frame tunnel, front from Chassis No. 1 - 929 746 up to 117 999 000	1	112, 116
-	112 863 311 D 1/67 - 7/67	Lining (PVC) - Frame tunnel, front from Chassis No. 117 483 306 up to 117 999 000 148 medium grey 66	1	M 86: 112, 116
-	112 863 311 F 8/67 - 7/71	Lining (PVC) - Frame tunnel, front from Chassis No. 118 000 001 up to 111 3200 000 148 medium grey 66	1	112, 116
-	112 863 311 J 8/71 -	Lining (felt) - Frame tunnel, front from Chassis No. 112 2000 001 469 anthracite	1	112, 116
-	113 863 311 D	Rubber mat, grey - Frame tunnel from Chassis No. 1 - 929 746 up to 2 528 667	1	113, 117, 151
-	114 863 311 B	Rubber mat, black - Frame tunnel from Chassis No. 1 - 929 746 up to 1 600 439	1	114, 118, 152
-	114 863 311 C	Rubber mat, grey - Frame tunnel from Chassis No. 1 600 440 up to 2 528 667	1	114, 118, 152
-	111 863 339 A 8/64 - 7/65 8/64 - 7/65 8/65 - 7/67	Rubber boot - Hand brake lever from Chassis No. 115 400 109 up to 117 999 000 041 black 469 anthracite 041 black	1	111, 112, 115, 116 113, 114, 117, 118, 151, 152
7	311 711 461 8/67 -	Rubber boot - Hand brake lever from Chassis No. 118 000 001 043 grey-black	1	

Key No.	Part No.	Description	Quantity	Type and model
-	111 863 341 A	Rubber boot, black - Hand brake lever up to Chassis No. 4 630 937	1	111, 112, 115, 116
-	311 863 341 A	Rubber boot - Hand brake lever up to Chassis No. 6 502 399	1	113, 114, 117, 118, 151, 152
	8/57 - 7/60	469 anthracite		
	8/60 - 7/61	264 rock grey - 59, 75, 78		
	8/60 - 2/61	444 malachite green - 61, 76		
	8/60 - 7/61	026 honey brown - 58, 74		
	8/60 - 7/63	382 olive - 60, 77		
	2/61 - 7/63	469 anthracite - 59, 61, 75, 76, 78		
	8/63 - 7/64	043 grey-black		
-	111 863 343	Rubber boot, black - Hand brake lever from Chassis No. 4 630 938 up to 6 502 399	1	111, 112, 115, 116
-	113 863 345 A	Retaining ring - Rubber boot up to Chassis No. 6 502 399	1	
	1/47 - 7/64	043 grey-black - 60, 77		
	8/60 - 2/61	444 malachite green - 61, 76		
-	111 863 355 B	Rubber mat, black - Frame tunnel, rear up to Chassis No. 4 010 994	1	111, 112, 115, 116
-	111 863 355 E	Rubber mat, black - Frame tunnel, rear from Chassis No. 4 010 995 up to 117 999 000	1	111, 112, 115, 116
-	111 863 355 G *	Lining (PVC) - Frame tunnel, rear from Chassis No. 117 483 306 up to 117 999 000	1	M 86
		from Chassis No. 118 000 001 up to 111 3200 000	1	111, 112, 115, 116; M 108, M 110
	1/67 - 7/71	148 medium grey 66		
-	111 863 355 J	Lining (felt) - Frame tunnel, rear from Chassis No. 112 2000 001	1	111, 112, 115, 116; M 108, M 110
	8/71 -	469 anthracite		
-	111 863 371 E	Lining (PVC) - Side member, left from Chassis No. 117 483 306 up to 117 999 000	1	M 86
		from Chassis No. 118 000 001 up to 118 1016 100	1	111, 112, 115, 116; M 110
	1/67 - 7/68	148 medium grey 66		
-	111 863 371 J	Lining (PVC) - Side member, left from Chassis No. 119 000 001 up to 119 476 294	1	111, 112, 115, 116; M 110
	8/68 - 12/68	148 medium grey 66		
-	111 863 372 E	Lining (PVC) - Side member, right from Chassis No. 117 483 306 up to 117 999 000	1	M 86
		from Chassis No. 118 000 001 up to 118 1016 100	1	111, 112, 115, 116; M 110
	1/67 - 7/68	148 medium grey 66		



Key No.	Part No.	Description	Quantity	Type and model
8	113 863 375 D	Kick board		
		from Chassis No. 5 199 980 up to 6 502 399	2	113, 114, 117, 118
		from Chassis No. 115 000 001	2	111-118
	11/62 - 7/63	192 lava 68 - 59, 75, 78		
	8/63 - 7/65	192 lava 68		
	8/65 - 7/66	652 scarlet - 75		
	8/65 - 7/66	662 almond beige - 77		
	8/65 - 7/67	192 lava 68 - 58, 60, 64, 74, 76, 86, 88, 89		
	8/65 - 7/67	672 rust - 59		
	8/66 - 7/67	742 clematis - 69		
	8/66 - 7/67	772 dark brown - 61, 87		
	8/67 -	192 lava 68		
-	113 863 376	Kick board	2	113, 114, 117, 118
		from Chassis No. 2 528 668 up to 4 010 994		
	8/60 - 7/61	382 olive - 60, 77		
-	113 863 376 A	Kick board	2	113, 114, 117, 118
		from Chassis No. 4 010 995 up to 4 846 835		
	8/60 - 7/62	382 olive - 58, 60, 74, 77		
-	113 863 376 B	Kick board	2	113, 114, 117, 118
		from Chassis No. 2 528 668 up to 5 199 979		
	8/60 - 11/62	192 lava 68 - 59, 61, 75, 76, 78		
	8/62 - 11/62	382 olive - 60, 77		
-	113 863 376 C	Kick board	2	113, 114, 117, 118
		from Chassis No. 5 199 980 up to 5 677 119		
	11/62 - 7/63	382 olive - 60, 77		
-	151 863 376	Kick board	2	151, 152
		from Chassis No. 2 528 668 up to 4 010 994		
	8/59 - 7/61	618 slate grey		
-	151 863 376 A	Kick board	2	151, 152
		from Chassis No. 2 528 668 up to 4 846 835		
	8/60 - 6/62	382 olive - 60, 61, 76, 77		
	8/60 - 6/62	192 lava 68 - 58, 59, 74, 75, 78		
-	151 863 376 B	Kick board	2	151, 152
		from Chassis No. 4 846 836 up to 5 199 979		
	7/62 - 11/62	382 olive - 60, 77		
	7/62 - 11/62	192 lava 68 - 59, 75, 78		
-	151 863 376 C	Kick board	2	151, 152
		from Chassis No. 5 199 980		
	11/62 - 7/63	382 olive - 60, 77		
	11/62 - 7/63	469 anthracite - 59, 75, 78		
	8/63 - 7/64	043 grey-black		
	8/64 - 7/65	469 anthracite		
	8/65 - 7/66	652 scarlet - 75		
	8/65 - 7/66	662 almond beige - 77		
	8/65 - 7/66	672 rust - 59		
	8/65 - 7/67	046 lava - 58, 60, 64, 74, 76, 86, 88, 89		
	8/66 - 7/67	742 clematis - 69		
	8/66 - 7/67	772 dark brown - 61, 87		
	8/67 -	192 lava 68		

Key No.	Part No.	Description	Quantity	Type and model
-	113 863 405 C	Lining - Luggage compartment, rear up to Chassis No. 6 502 399	1	113, 114, 117, 118
	8/60 - 7/61	026 honey brown - 58, 74		
	8/60 - 7/61	264 rock grey - 59, 75, 78		
	8/60 - 7/61	444 malachite green - 61, 76		
	8/60 - 7/63	382 olive - 60, 77		
	8/61 - 7/63	426 graphite - 59, 75, 78		
	8/63 - 7/64	046 lava		
-	113 863 405 D	Lining - Luggage compartment, rear from Chassis No. 115 000 001 up to 118 005 426	1	113, 114, 117, 118
	8/64 - 7/65	046 lava		
	8/65 - 7/66	046 lava - 58, 60, 74, 76		
	8/65 - 7/66	652 scarlet - 75		
	8/65 - 7/66	662 almond beige - 77		
	8/65 - 8/67	672 rust - 59		
9	113 863 405 F	Lining (PVC) - Luggage compartment, rear from Chassis No. 117 000 001 up to 111 3200 000	1	113, 114, 117, 118
	8/66 - 7/67	901 medium grey 66/cloud white - 64, 86, 88, 89		
	8/66 - 7/67	902 clematis/cloud white - 69		
	8/66 - 7/67	903 dark brown/cloud white - 61, 87		
	8/67 - 7/71	901 medium grey 66/cloud white		
-	113 863 405 L	Lining (felt) - Luggage compartment, rear with lining under rear window from Chassis No. 112 2000 001	1	113, 114, 117, 118
	8/71 -	046 lava		
-	311 867 943	Clip - Lining for luggage compartment, rear from Chassis No. 117 000 001 up to 111 3200 000	4	113, 114, 117, 118
-	111 867 943	Clip - Lining for luggage compartment, rear from Chassis No. 112 2000 001	3	113, 114, 117, 118
-	151 863 405 A	Lining - Luggage compartment, rear up to Chassis No. 4 010 994	1	151, 152
	8/60 - 7/61	026 honey brown - 58, 74		
	8/60 - 7/61	264 rock grey - 59, 75, 78		
	8/60 - 7/61	382 olive - 60, 77		
	8/60 - 7/61	444 malachite green - 61, 76		
-	151 863 405 B	Lining - Luggage compartment, rear from Chassis No. 4 010 995 up to 6 502 399	1	151, 152
	8/61 - 7/63	382 olive - 60, 77		
	8/61 - 7/63	426 graphite - 59, 75, 78		
	8/63 - 7/64	046 lava		
-	151 863 405 C	Lining - Luggage compartment, rear from Chassis No. 155 000 001 up to 156 1021 300	1	151, 152
	8/64 - 7/65	596 tin grey		
	8/65 - 7/66	046 lava - 58, 60, 74, 76		
	8/65 - 7/66	652 scarlet - 75		
	8/65 - 7/66	662 almond beige - 77		
	8/65 - 7/66	672 rust - 59		



Key No.	Part No.	Description	Quantity	Type and model
-	151 863 405 D	Lining - Luggage compartment, rear from Chassis No. 157 000 001 up to 151 3200 000	1	151, 152
	8/66 - 7/67	148 medium grey 66 - 64, 66, 68, 69		
	8/66 - 7/67	772 dark brown - 61, 67		
	8/66 - 7/67	742 clematis - 69		
	8/67 - 7/71	148 medium grey 66		
-	151 863 405 E	Lining - Luggage compartment, rear from Chassis No. 152 2000 001	1	151, 152
	8/71 -	046 lava		
-	N 11 522 2	Washer A 4.3 from Chassis No. 152 2000 001	2	151, 152
-	N 13 959 2	Tapping screw, fillister head B 3.5×16 from Chassis No. 152 2000 001	2	151, 152
-	111 863 425 C	Fiber board - Luggage compartment, rear up to Chassis No. 6 502 399	1	111, 112, 115, 116
		from Chassis No. 117 483 306 up to 117 999 000	1	M 86
		from Chassis No. 118 000 001	1	111, 112, 115, 116
	1/47 -	528 grey		
-	111 863 425 E	Fiber board - Luggage compartment, rear from Chassis No. 115 000 001 up to 117 999 000	1	111, 112, 115, 116
	8/64 - 7/66	046 lava		
	8/66 - 7/67	528 grey		
-	111 863 505 A	Fiber board - Front luggage compartment up to Chassis No. 1 - 929 745	1	111, 113, 115, 117, 151
-	112 863 505 A	Fiber board - Front luggage compartment with fiber board up to Chassis No. 1 - 929 745	1	112, 114, 116, 118, 152
10	113 863 505	Lining - Luggage compartment well, lower from Chassis No. 111 2000 001 up to 111 3200 000	1	113, 114, 117, 118, 151, 152
-	113 863 505 B	Lining - Luggage compartment well, lower from Chassis No. 112 2000 001	1	113, 114, 117, 118, 151, 152
11	113 863 507	Lining - Luggage compartment well, upper from Chassis No. 111 2000 001 up to 111 3200 000	1	113, 114, 117, 118, 151, 152
-	113 863 507 D	Lining - Luggage compartment well, upper from Chassis No. 112 2000 001	1	113, 114, 117, 118, 151, 152
12	361 867 633	Plastic clip from Chassis No. 111 2000 001 up to 111 3200 000	5	113, 114, 117, 118, 151, 152
13	113 857 219 C	Seal - Clip from Chassis No. 111 2000 001 up to 111 3200 000	5	113, 114, 117, 118, 151, 152
-	111 863 509 A	Fiber board - Front luggage compartment with fiber board from Chassis No. 1 - 929 746 up to 3 192 506	1	111, 112, 115, 116
-	111 863 509 C	Fiber board - Front luggage compartment with fiber board from Chassis No. 3 192 507 up to 117 999 000	1	111, 112, 115, 116

Key No.	Part No.	Description	Quantity	Type and model
-	111 863 509 F	Fiber board - Front luggage compartment with fiber board from Chassis No. 118 000 001 up to 110 3100 000, from Chassis No. 118 000 001	1 1	M 110 111, 112, 115, 116
-	113 863 509 A	Fiber board - Front luggage compartment from Chassis No. 1 - 929 746 up to 3 192 506	1	113, 117, 151
-	113 863 509 B	Fiber board - Front luggage compartment from Chassis No. 3 192 507 up to 4 010 994	1	113, 117, 151
14	113 863 509 C	Fiber board - Front luggage compartment from Chassis No. 4 010 995 up to 117 999 000	1	113, 117, 151
-	113 863 509 F	Fiber board - Front luggage compartment from Chassis No. 118 000 001 up to 119 1200 000	1	113, 114, 117, 118, 151, 152
-	113 863 509 P	Fiber board - Front luggage compartment from Chassis No. 110 2000 001 up to 110 3100 000	1	113, 114, 117, 118, 151, 152
-	113 863 509 R *	Fiber board - Front luggage compartment from Chassis No. 110 2000 001 up to 110 3100 000	1	M 26: 113, 114, 117, 118, 151, 152
-	113 863 509 AF *	Fiber board - Front luggage compartment from Chassis No. 111 2000 001	1	M 1, M 108, M 110
-	114 863 509 A	Fiber board - Front luggage compartment from Chassis No. 1 - 929 746 up to 3 192 506	1	114, 118, 152
-	114 863 509 B	Fiber board - Front luggage compartment from Chassis No. 3 192 507 up to 4 010 994	1	114, 118, 152
-	114 863 509 C	Fiber board - Front luggage compartment from Chassis No. 4 010 995 up to 117 999 000	1	114, 118, 152
15	113 863 515 C	Fiber board in front of instrument panel from Chassis No. 1 - 929 746 up to 117 999 000	1	113, 117, 151
-	113 863 515 H	Fiber board in front of instrument panel from Chassis No. 118 000 001 up to 118 1016 100	1	113, 114, 117, 118, 151, 152
-	113 863 515 K	Fiber board in front of instrument panel from Chassis No. 119 000 001 up to 119 1200 000	1	113, 114, 117, 118, 151, 152
-	114 863 515 C	Fiber board - Front luggage compartment from Chassis No. 1 - 929 746 up to 117 999 000	1	114, 118, 152
16	113 863 527 A	Knurled nut - Fiber board from Chassis No. 1 - 929 746 up to 119 1200 000	2	113, 114, 117, 118, 151, 152



Key No.	Part No.	Description	Quantity	Type and model
-	114 863 691 B	Foot support for passenger from Chassis No. 2 528 668 up to 119 474 780 from Chassis No. 119 474 781 up to 110 3100 000 from Chassis No. 111 2000 001	1 1 1	114, 118 114, 118, 152 M 1: 114, 118
-	151 863 691 A	Foot support for passenger from Chassis No. 2 528 668 up to 119 474 780	1	151
-	152 863 691 A	Foot support for passenger from Chassis No. 2 528 668 up to 119 474 780	1	152
-	114 863 692 A	Foot support right from Chassis No. 119 474 781 up to 110 3100 000	1	114, 118, 152
-	114 863 695 E	Foot support for passenger from Chassis No. 111 2000 001	1	114, 118, 152
17	113 863 696	Foot support for passenger from Chassis No. 2 528 668 up to 119 474 780 from Chassis No. 119 474 781 up to 110 3100 000 from Chassis No. 111 2000 001	1 1 1	113, 117 113, 117, 151 M 1: 113, 117
-	113 863 696 D	Foot support for passenger from Chassis No. 111 2000 001	1	113, 117, 151
-	114 863 696	Foot support right up to Chassis No. 119 474 780	1	M 9: 114, 118, 152
-	114 863 696 D	Foot support right from Chassis No. 111 2000 001	1	114, 118, 152
-	113 863 701 8/69 - 7/70	Mat - Floor, front (loop quality) from Chassis No. 110 2000 001 up to 110 3100 000 192 lava 68	1	M 603
-	113 863 701 B 8/70 -	Mat - Floor, front (loop quality) from Chassis No. 111 2000 001 192 lava 68	1	M 602, M 603: 113, 117
-	114 863 701 8/70 -	Mat - Floor, front (loop quality) from Chassis No. 111 2000 001 192 lava 68	1	M 603: 114, 118
-	113 863 703 8/60 - 7/61 8/60 - 7/61 8/60 - 7/61 8/59 - 7/60 8/60 - 7/61	Mat - Floor, front from Chassis No. 2 528 668 up to 4 010 994 026 honey brown - 58, 74 264 rock grey - 59, 75, 78 382 olive - 60, 77 ○ 528 grey / superseded by: 113 863 703 Δ (520) ○ 444 malachite green - 61, 76 / superseded by: 113 063 703 Δ (444)	1	113, 117, 151

Key No.	Part No.	Description	Quantity	Type and model
-	113 863 703 A	Mat - Floor, front from Chassis No. 4 010 995 up to 6 502 399	1	113, 117, 151
	8/61 - 7/68	528 grey		
	8/61 - 7/63	444 malachite green - 61, 74		
	8/61 - 7/63	382 olive - 60, 77		
	8/61 - 7/63	426 graphite - 59, 75, 78		
	8/63 - 7/64	043 grey-black		
-	113 863 703 B	Mat - Floor, front from Chassis No. 115 000 001 up to 117 999 000	1	113, 117, 151
	8/64 - 7/65	469 anthracite		
	8/65 - 7/66	652 scarlet - 75		
	8/65 - 7/66	662 almond beige - 77		
	8/65 - 7/67	672 rust - 59		
	8/65 - 7/67	046 lava - 58, 60, 64, 74, 76, 86, 88, 89		
	8/66 - 7/67	772 dark brown - 61, 87		
	8/66 - 7/67	742 clematis - 69		
-	113 863 703 C	Mat - Floor, front from Chassis No. 118 000 001 up to 110 3100 000	1	113, 117, 151
	8/67 - 7/70	046 lava		
18	113 863 703 K	Mat - Floor, front from Chassis No. 111 2000 001	1	113, 117, 151
	8/70 -	727 grey 69		
-	114 863 703 A	Mat - Floor, front from Chassis No. 2 528 668 up to 6 502 399	1	114, 118, 152
	8/59 - 7/60	528 grey		
	8/60 - 7/61	444 malachite green - 61, 74		
	8/60 - 7/61	528 grey - 59, 75, 78		
	8/60 - 7/63	382 olive - 60, 77		
	8/61 - 7/63	426 graphite - 59, 75, 78		
	8/63 - 7/64	043 grey-black		
-	114 863 703 B	Mat - Floor, front from Chassis No. 116 000 001 up to 116 851 615	1	114, 118, 152
	8/65 - 4/66	652 scarlet - 75		
	8/65 - 4/66	662 almond beige - 77		
	8/65 - 4/66	672 rust - 59		
-	114 863 703 C	Mat - Floor, front from Chassis No. 115 000 001 up to 117 999 000	1	114, 118, 152
	8/64 - 7/65	469 anthracite		
	8/65 - 7/67	046 lava - 58, 60, 64, 74, 76, 86, 88, 89		
	5/66 - 7/66	652 scarlet - 75		
	5/66 - 7/66	662 almond beige - 77		
	5/66 - 7/67	672 rust - 59		
	8/66 - 7/67	772 dark brown - 61, 87		
	8/66 - 7/67	742 clematis - 69		
-	114 863 703 D	Mat - Floor, front from Chassis No. 118 000 001 up to 118 474 780	1	114, 118, 152
	8/67 - 12/68	046 lava		



Key No.	Part No.	Description	Quantity	Type and model
-	114 863 703.K	Mat - Floor, front	1	M 9: 114, 118, 152
		up to Chassis No. 119 474 780	1	114, 118, 152
	10/67 -	from Chassis No. 119 474 781		
		727 grey 69		
-	113 863 705	Mat - Floor, front, left black	1	111, 113, 115, 117, 151
		up to Chassis No. 1 - 929 745		
-	114 863 705	Mat - Floor, front, left black	1	114, 118, 152
		up to Chassis No. 1 - 929 745		
-	113 863 706	Mat - Floor, front, right black	1	111, 113, 115, 117, 151
		up to Chassis No. 1 - 929 745		
-	114 863 706	Mat - Floor, front, right black	1	114, 118, 152
		up to Chassis No. 1 - 929 745		
-	111 863 711 C *	Mat - Floor, front, left	1	111, 113, 115, 117, 151
		from Chassis No. 1 - 929 746 up to 1 600 439	1	111, 115; M 108, M 110
	8/57 - 1/72	from Chassis No. 1 600 440 up to January 1972		
		041 black		
-	111 863 711 D	Mat - Floor, front, left	1	111, 115; M 108, M 110
	2/72 -	from Chassis No. February 1972		
		041 black		
-	112 863 711 B	Mat - Floor, front, left	1	112, 114, 116, 118, 152
		from Chassis No. 1 - 929 746 up to 1 600 439	1	112, 116
		from Chassis No. 1 600 440		
		041 black		
-	113 863 711	Mat - Floor, front, left beige	1	113, 117, 151
		up to Chassis No. 1 - 397 022		
-	113 863 711 A	Mat - Floor, front, left grey	1	113, 117, 151
		from Chassis No. 1 600 440 up to 2 528 667		
-	114 863 711 A	Mat - Floor, front, left grey	1	114, 118, 152
		from Chassis No. 1 600 440 up to 2 528 667		
-	114 863 711 B	Mat - Floor, front, left grey	1	114, 118, 152
		(service installation of foot support)		
-	111 863 712 B *	Mat - Floor, front, right black	1	111, 113, 115, 117, 151
		from Chassis No. 1 - 929 746 up to 1 600 439	1	111, 115; M 108, M 110
	0/55 -	from Chassis No. 1 600 440		
		041 black		
-	112 863 712 A	Mat - Floor, front, right black	1	112, 114, 116, 118, 152
		from Chassis No. 1 - 929 746 up to 6 502 399		

Key No.	Part No.	Description	Quantity	Type and model
-	112 863 712 C 8/64 - 1/72	Mat - Floor, front, right from Chassis No. 115 000 001 up to January 1972 041 black	1	112, 116
-	112 863 712 D 2/72 -	Mat - Floor, front, right from Chassis No. February 1972 041 black	1	112, 116
-	113 863 712	Mat - Floor, front, right beige up to Chassis No. 1 - 397 022	1	113, 117, 151
-	113 863 712 A	Mat - Floor, front, right beige from Chassis No. 1 600 440 up to 2 528 667	1	113, 117, 151
-	113 863 712 B	Mat - Floor, front, right grey (service installation of foot support)	1	113, 117, 151
-	114 863 712 A	Mat - Floor, front, right grey from Chassis No. 1 600 440 up to 2 528 667	1	114, 118, 152
-	113 863 715 8/69 -	Mat - Floor, rear (loop quality) from Chassis No. 110 2000 001 192 lava 68	1	M 602, M 603
-	113 863 717 8/60 - 7/61 8/60 - 7/61 8/60 - 7/61 8/60 - 7/61 8/60 - 7/61	Mat - Floor, rear from Chassis No. 2 528 668 up to 4 010 994 026 honey brown - 58, 74 264 rock grey - 59, 75, 78 382 olive - 60, 77 444 malachite green - 61, 76 ● 528 grey / superseded by: 113 863 717 B (528)	1	113, 114, 117, 118, 151, 152
-	113 863 717 B 8/61 - 7/63 8/61 - 7/63 8/61 - 7/63 8/63 - 7/64	Mat - Floor, rear from Chassis No. 4 010 995 up to 6 502 399 528 grey 382 olive - 60, 77 426 graphite - 59, 75, 78 043 grey black	1	113, 114, 117, 118, 151, 152
-	113 863 717 C 8/64 - 7/65 8/65 - 7/66 8/65 - 7/66 8/65 - 7/67 8/65 - 7/67 8/66 - 7/67 8/66 - 7/67	Mat - Floor, rear from Chassis No. 115 000 001 up to 117 999 000 469 anthracite 652 scarlet - 75 662 almond beige - 77 672 rust - 59 046 lava - 58, 60, 64, 74, 76, 86, 88, 89 772 dark brown - 61, 87 742 clematis - 69	1	113, 114, 117, 118, 151, 152
-	113 863 717 E 8/67 - 7/70	Mat - Floor, rear from Chassis No. 118 000 001 up to 110 3100 000 046 lava	1	113, 114, 117, 118, 151, 152
19	113 863 717 H 8/70 -	Mat - Floor, rear from Chassis No. 111 2000 001 727 grey 69	1	113, 114, 117, 118, 151, 152



Key No.	Part No.	Description	Quantity	Type and model
-	111 863 725	Mat - Floor, rear, left black up to Chassis No. 1 - 929 745	1	
-	111 863 726	Mat - Floor, rear, right black up to Chassis No. 1 - 929 745	1	
-	111 863 731 D	Mat - Floor, rear, left from Chassis No. 1 - 929 746 up to 1 600 439	1	111, 112, 115, 116; M 108, M 110
	8/55 -	041 black	1	
-	113 863 731	Mat - Floor, rear, left, beige up to Chassis No. 1 - 397 022	1	113, 114, 117, 118
-	113 863 731 A	Mat - Floor, rear, left, grey from Chassis No. 1 600 440 up to 2 528 667	1	113, 114, 117, 118, 151, 152
-	111 863 732 E *	Mat - Floor, rear, right from Chassis No. 1 - 929 746 up to 1 600 439	1	111, 112, 115, 116; M 108, M 110
	8/55 -	041 black	1	
-	113 863 732	Mat - Floor, rear, right, beige up to Chassis No. 1 - 397 022	1	113, 114, 117, 118
-	113 863 732 A	Mat - Floor, rear, right, grey from Chassis No. 1 600 440 up to 2 528 667	1	113, 114, 117, 118, 151, 152
-	*113 863 741	Sound absorber, middle, inner - Floor plate from Chassis No. 2 528 668	2	113, 114, 117, 118, 151, 152
-	111 863 743	Sound absorber, left for floor plate from Chassis No. February 1972	1	111, 115; M 108, M 110
20	*113 863 743 C	Sound absorber, front, left, for floor plate from Chassis No. 2 528 668	1	113, 114, 117, 118, 151, 152; M 9/M 52/M 610: 111, 112, 115, 116
-	112 863 744	Sound absorber, front, right for floor plate from Chassis No. February 1972	1	112, 116
21	*113 863 744 B	Sound absorber, front, right, for floor plate from Chassis No. 2 528 668	1	113, 114, 117, 118, 151, 152; M 9/M 52/M 610: 111, 112, 115, 116
22	*113 863 745 E	Sound absorber, middle, for floor plate from Chassis No. 2 528 668	2	113, 114, 117, 118, 151, 152; M 9/M 52/M 610: 111, 112, 115, 116
-	111 863 791	Retaining ring - Floor mat up to Chassis No. 1 - 929 745	8	
-	111 863 795	Retaining ring, upper part - Floor mat up to Chassis No. 1 - 929 745	8	
-	113 863 825	Felt - Rear window up to Chassis No. 6 502 399	1	113, 114, 117, 118

Key No.	Part No.	Description	Quantity	Type and model.
23	111 863 835 D	Felt - Front luggage compartment up to Chassis No. 110 3100 000 from Chassis No. 111 2000 001	1 1	111, 112, 115, 116; M 1
24	113 863 851 C	Sound absorber, rear - Floor plate, left from Chassis No. 1 - 929 746	1	
25	113 863 853 A	Sound absorber, rear, inner - Floor plate, right .. from Chassis No. 1 - 929 746	1	
26	113 863 854 A	Sound absorber, rear, outer - Floor plate, right .. from Chassis No. 1 - 929 746	1	
-	113 863 861	Sound absorber - Frame fork up to Chassis No. 1 - 929 745	1	
27	*113 863 861 H	Sound absorber - Frame tunnel, rear and frame .. fork from Chassis No. 1 - 929 746	1	
28		discontinued: no replacement		
-	*113 863 871 D	Sound absorber - Frame tunnel, front up to Chassis No. 117 999 000	1	113, 114, 117, 118, 151, 152,
-	*113 863 871 F	Sound absorber - Frame tunnel, front from Chassis No. 118 000 001 up to 110 3100 000 from Chassis No. 118 000 001 from Chassis No. 111 2000 001	1 1 1	113, 114, 117, 118, 151, 152 M 9/M 52/M 610: 111, 112, 115, 116 M 1
29	113 863 871 H	Sound absorber - Frame tunnel, front from Chassis No. 111 2000 001	1	113, 114, 117, 118, 151, 152
30	113 863 873 F	Sound absorber - Frame tunnel, rear up to Chassis No. 118 1016 100	1	113, 114, 117, 118, 151, 152
31	113 863 881	Sound absorber - Wheel housing, rear left from Chassis No. 2 528 668 up to 6 502 399	1	113, 114, 117, 118, 151, 152
-	151 863 881	Sound absorber - Wheel housing from Chassis No. 152 2000 001	2	151, 152
32	113 863 882	Sound absorber - Wheel housing, rear right from Chassis No. 2 528 668 up to 6 502 399	1	113, 114, 117, 118, 151, 152
33	113 863 891	Sound absorber, upper - Rear luggage compartment floor up to Chassis No. 111 3200 000 from Chassis No. 112 2000 001	1 1	111, 112, 115, 116
-	113 863 893 A	Sound absorber, lower up to Chassis No. 6 502 399	1	



Key No.	Part No.	Description	Quantity	Type and model
34	113 863 893 F	Sound absorber, lower – Rear luggage compartment floor from Chassis No. 115 000 001 up to 111 3200 000 from Chassis No. 112 2000 001	1 1	111, 112, 115, 116
-	113 863 893 G	Sound absorber, lower – Rear luggage compartment floor from Chassis No. 112 2000 001	1	113, 114, 117, 118
-	113 863 895	Sound absorber – additional – upper – Rear luggage compartment floor from Chassis No. 115 000 001 up to 111 3200 000	1	113, 114, 117, 118
-	113 863 897	Sound absorber – additional – upper – Rear luggage compartment floor from Chassis No. 112 2000 001	1	113, 114, 117, 118
-	113 863 899	Sound absorber – additional – center – Rear luggage compartment floor from Chassis No. 112 2000 001	1	113, 114, 117, 118
INTERIOR TRIM				111-118, 151, 152
-	111 867 011 J 8/57 - 7/59	Trim panel – Door from Chassis No. 1 600 440 up to 2 528 667 225 Jupiter grey	2	111, 112, 115, 116
-	111 867 011 K 8/59 - 7/63 8/63 - 7/64	Trim panel – Door from Chassis No. 2 528 668 up to 6 502 399 225 Jupiter grey 528 grey	2	111, 112, 115, 116
-	111 867 011 L 8/64 - 7/65	Trim panel – Door from Chassis No. 115 000 001 up to 115 999 000 528 grey - 57, 83	2	111, 112, 115, 116
-	113 867 011 E 8/57 - 7/59	Trim panel – Door, left. from Chassis No. 1 600 440 up to 2 528 667 821 green-grey/grey-green - 52, 75	1	113, 117
-	113 867 011 G 8/59 - 7/60 8/60 - 7/63	Trim panel – Door, left. from Chassis No. 2 528 668 up to 5 677 118 821 green-grey/grey-green - 54, 72 830 silver beige/true red - 78	1	113, 117, 151, 152
-	113 867 011 K 8/59 - 7/60 8/59 - 7/60 8/60 - 7/61 8/60 - 2/61 8/60 - 7/63 8/63 - 7/64 8/63 - 7/64 8/63 - 7/64 8/63 - 7/64	Trim panel – Door from Chassis No. 2 528 668 up to 6 502 399 817 light green/dust green - 52, 73, 75 820 steel grey/water blue - 50, 70, 71 292 silver beige/basalt grey - 59, 75 837 ice blue 60/turquoise - 61, 76 828 soft beige/nepal green - 60, 77 665 light grey/grey - 54, 70 814 light blue/blue - 56, 74 862 hemp beige/brown - 55, 71 864 silver beige/oxide red - 73	2	113, 114, 117, 118, 151, 152



Key No.	Part No.	Description	Quantity	Type and model
-	113 867 011 L	Trim panel - Door	2	113, 114, 117, 118, 151, 152
	8/64 - 7/65	868 Oxford grey/dolomite grey - 63, 83		
	8/64 - 7/65	870 Oxford grey/oxide red - 87		
	8/64 - 7/65	872 iris blue/Windsor blue - 56, 85		
	8/64 - 7/65	873 Milan beige/cork brown - 64, 84		
-	113 867 011 N	Trim panel - Door	2	
	8/65 - 7/66	041 black - 76		
	8/65 - 7/66	417 amazon - 60		
	8/65 - 7/66	651 pigalle - 75		
	8/65 - 7/66	667 balearic beige - 77		
	8/65 - 7/66	671 teak - 59		
	8/65 - 7/66	697 platinum - 55, 58, 74, 83		
-	114 867 011 G	Trim panel - Door, left	1	114, 118, 151, 152
	8/63 - 7/64	814 light blue/blue - 56, 74		
	8/63 - 7/64	862 hemp beige/brown - 55, 71		
-	113 867 012 E	Trim panel - Door, right	1	113, 117
	8/57 - 7/59	802 brown-grey/red-brown - 51, 74		
	8/57 - 7/59	803 blue-grey/red - 72		
	8/57 - 7/59	821 green-grey/grey-green - 52, 75		
	8/57 - 7/59	800 blue-grey/blue - 50, 70		
-	113 867 012 G	Trim panel - Door, right	1	113, 117
	8/60 - 7/63	830 silver beige/true red - 78		
	8/60 - 2/61	837 ice blue 60/turquoise - 61, 76		
	8/61 - 7/63	833 silver beige/derby grey - 59, 75		
-	114 867 012 E	Trim panel - Door, right (RHD)	1	114, 118
	8/57 - 7/59	800 blue-grey/blue - 50, 70		
	8/57 - 7/59	803 blue-grey/red - 72		
	8/57 - 7/59	821 green-grey/grey-green - 52, 75		
-	114 867 012 G	Trim panel - Door, right	1	114, 118, 151, 152
	8/59 - 7/60	821 green-grey/grey-green - 54, 72		
	8/60 - 7/63	828 soft beige/nepal green - 60, 77		
	8/60 - 2/61	837 ice blue 60/turquoise - 61, 76		
	8/61 - 7/63	833 silver beige/derby grey - 59, 75		



Key No.	Part No.	Description	Quantity	Type and model
35	111 867 015 L	Trim panel - Door left	1	
		from Chassis No. 117 000 001		
	8/66 - 7/67	138 water blue 66 - 69		
	8/66 - 7/67	671 Teak - 59		
	8/66 - 7/68	074 gazelle 68 - 39, 61, 87		
	8/67 - 7/68	012 blue 68 - 07		
	8/66 - 7/70	721 platinum 69 - 09, 19, 23, 38, 50, 55, 64, 83, 86		
	8/68 - 7/70	045 capri 68 - 21		
	8/68 - 7/70	718 nut brown 69 - 48		
	8/68 - 7/70	720 cream white 69 - 46		
	8/66 - 7/71	719 gala red 69 - 06, 20, 41, 47, 89		
	8/70 - 7/71	50 V blue 71 - 16		
	8/70 - 7/71	80 V cork 71 - 22, 53		
	8/66 -	172 black 68 - 37, 40, 50, 88		
	8/70 -	71 V alabaster 71 - 03, 09, 17, 52		
	8/71 -	35 S Bordeaux red - 10, 57		
	8/71 -	59 S lapis blue - 05, 56		
	8/71 -	81 S leather beige - 38, 55		
-	113 867 015 C	Trim panel - Door, left	1	113, 117, 151, 152
		from Chassis No. 115 000 001 up to 115 999 000		
	8/64 - 7/65	872 iris blue/Windsor blue - 56, 85		
-	113 867 015 G	Trim panel - Door, left	1	113, 117, 151, 152
		from Chassis No. 116 000 001 up to 116 1021 300		
	8/65 - 7/66	417 amazon - 60		
	8/65 - 7/66	667 balearic beige - 77		
-	114 867 015 C	Trim panel - Door, left (RHD)	1	114, 118
		from Chassis No. 115 000 001 up to 115 999 000		
	8/64 - 7/65	868 Oxford grey/dolomite grey - 63, 83		
	8/64 - 7/65	870 Oxford grey/oxide red - 87		
-	114 867 015 D	Trim panel - Door, left (RHD)	1	114, 118
		from Chassis No. 116 000 001 up to 116 1021 300		
	8/65 - 7/66	697 platinum - 58, 74		
	8/65 - 7/66	671 teak - 59		
	8/65 - 7/66	651 pigalle - 75		
	8/65 - 7/66	667 balearic beige - 77		
	8/65 - 7/66	417 amazon - 60		
36	111 867 016 G	Trim panel - Door panel	1	
		from Chassis No. 117 000 001		
	8/66 - 7/67	138 water blue 66 - 69		
	8/67 - 7/68	012 blue 68 - 07		
	8/66 - 7/68	074 gazelle 68 - 39, 61, 87		
	8/68 - 7/70	045 capri 68 - 21		
	8/68 - 7/70	718 nut brown 69 - 48		
	8/68 - 7/70	720 cream white 69 - 46		
	8/68 - 7/70	721 platinum 69 - 09, 19, 23, 38, 50, 55, 64, 83, 86		
	8/66 - 7/71	719 gala red 69 - 06, 20, 41, 47, 89		
	8/70 - 7/71	50 V blue 71 - 16		
	8/70 - 7/71	80 V cork 71 - 22, 53		
	8/66 -	172 black 68 - 37, 40, 50, 88		
	8/70 -	71 V alabaster 71 - 03, 09, 17, 52		
	8/71 -	35 S Bordeaux red - 10, 57		
	8/71 -	59 S lapis blue - 05, 56		
	8/71 -	81 S leather beige - 38, 55		



Key No.	Part No.	Description	Quantity	Type and model
-	113 867 016 C	Trim panel - Door, right from Chassis No. 115 000 001 up to 115 999 000 870 Oxford grey/oxide red - 87 873 Milan beige/cork brown - 84, 84	1	113, 117
-	114 867 016 C	Trim panel - Door, right from Chassis No. 115 000 001 up to 115 999 000 868 Oxford grey/dolomite grey - 83, 83 872 iris blue/Windsor blue - 56, 85	1	114, 118, 151, 152
-	114 867 016 D	Trim panel - Door, right from Chassis No. 116 000 001 up to 116 1021 300 671 teak - 59 667 balearic beige - 77 417 amazon - 60	1	114, 118, 151, 152
-	114 867 016 E	Trim panel - Door, right from Chassis No. 117 000 001 up to 117 999 000 671 teak - 59	1	
37	N 14 389 3	Clip B 11 up to Chassis No. 6 502 399 from Chassis No. 115 000 001	40 46	
38	113 857 219 A	Rubber cap up to Chassis No. 6 502 399 from Chassis No. 115 000 001	10 24	
-	111 837 341	Rubber cap from Chassis No. 117 000 001	2	
-	111 867 035 G	Trim panel - Quarter panel, left from Chassis No. 1 600 440 up to 6 502 399 225 Jupiter grey 528 grey	1	111, 112, 115, 116
-	111 867 035 H	Trim panel - Quarter panel, left from Chassis No. 115 000 001 up to 115 999 000 528 grey - 57, 83	1	111, 112, 115, 116
-	111 867 035 J	Trim panel - Quarter panel, left from Chassis No. 116 000 001 up to 116 1021 300 697 platinum - 55, 83	1	111, 112, 115, 116
39	111 867 035 L	Trim panel - Quarter panel, left from Chassis No. 117 000 001 up to 111 3200 000 ● 138 water blue 66 - 69 / superseded by: 113 867 035 Q (138) 671 teak - 59 012 blue 68 - 07 074 gazelle 68 - 39, 61, 87 721 platinum 69 - 09, 19, 23, 38, 50, 55, 64, 83, 86 045 capri 68 - 21 718 nut brown 69 - 48 720 cream white 69 - 46 172 black 68 - 40, 88 719 gala red 69 - 06, 20, 41, 47, 89 50 V blue 71 - 16 71 V alabaster 71 - 09, 17, 52 80 V cork 71 - 22, 53	1	111-118

MAIN GROUP



BODY

Interior trim

Key No.	Part No.	Description	Quantity	Type and model
-	113 867 035 E	Trim panel - Quarter panel, left	1	113, 114, 117, 118
		from Chassis No. 1 600 440 up to 2 528 667		
	8/57 - 7/59	800 blue-grey/blue - 50, 70		
	8/57 - 7/59	802 brown-grey/red-brown - 51, 74		
	8/57 - 7/59	803 blue-grey/red - 72		
	8/57 - 7/59	821 green-grey/grey-green - 52, 75		
-	113 867 035 H	Trim panel - Quarter panel, left	1	113, 114, 117, 118
		from Chassis No. 2 528 668 up to 6 502 399		
	8/59 - 7/60	817 light green/dust green - 52, 75		
	8/59 - 7/60	818 stone beige/tur grey - 53, 76		
	8/59 - 7/60	819 stone beige/true red - 51, 78		
	8/59 - 7/60	820 steel grey/water blue - 50, 70		
	8/60 - 7/61	292 silver beige/basalt grey - 59, 75		
	8/60 - 7/61	827 silver beige/sand stone - 58, 74		
	8/60 - 7/63	828 soft beige/nepal green - 60, 77		
	8/63 - 7/64	665 light grey/grey - 54, 70		
	8/63 - 7/64	814 light blue/blue - 56, 74		
	8/63 - 7/64	862 hemp beige/brown - 55, 71		
	8/63 - 7/64	864 silver beige/oxide red - 73		
-	113 867 035 J	Trim panel - Quarter panel, left	1	113, 114, 117, 118
		from Chassis No. 115 000 001 up to 115 999 000		
	8/64 - 7/65	870 Oxford grey/oxide red - 87		
	8/64 - 7/65	868 Oxford grey/dolomite grey - 63, 83		
	8/64 - 7/65	872 iris blue/Windsor blue - 56, 85		
	8/64 - 7/65	873 Milan beige/cork brown - 64, 84		
-	113 867 035 K	Trim panel - Quarter panel, left	1	113, 114, 117, 118
		from Chassis No. 116 000 001 up to 116 1021 300		
	8/65 - 7/66	697 platinum - 58, 74		
	8/65 - 7/66	671 teak - 59		
	8/65 - 7/66	651 pigalle - 75		
	8/65 - 7/66	667 balearic beige - 77		
	8/65 - 7/66	041 black - 76		
	8/65 - 7/66	417 amazon, - 60		
-	113 867 035 Q	Trim panel - Quarter panel, left	1	M 602, M 603
		from Chassis No. 110 2000 001 up to 111 3200 000	1	
		from Chassis No. 112 2000 001	1	
	8/66 - 7/67	138 water blue 66 - 69		
	8/69 - 7/70	045 capri blue 68 - 21		
	8/69 - 7/70	718 nut brown 69 - 48		
	8/69 - 7/70	720 cream white 69 - 46		
	8/69 - 7/70	721 platinum 69 - 19, 50		
	8/69 - 7/71	719 gala red 69 - 20, 47		
	8/70 - 7/71	50 V blue 71 - 16		
	8/70 - 7/71	80 V cork 71 - 22, 53		
	8/69 -	172 black 68 - 37, 40, 50, 88		
	8/70 -	71 V alabaster 71 - 03, 09, 17, 52		
	8/71 -	35 S Bordeaux red - 10, 57		
	8/71 -	59 S lapis blue - 05, 56		
	8/71 -	81 S leather beige - 38, 55		

Key No.	Part No.	Description	Quantity	Type and model
-	151 867 035 E	Trim panel - Door, left	1	151, 152
		from Chassis No. 2 528 668 up to 6 502 399		
	8/60 - 7/63	828 soft beige/nepal green - 40, 77		
	8/61 - 7/63	833 silver beige/derby grey - 59, 75		
	8/63 - 7/64	665 light grey/grey - 54, 70		
	8/63 - 7/64	814 light blue/blue - 56, 74		
	8/63 - 7/64	862 hemp beige/brown - 55, 71		
	8/63 - 7/64	864 silver beige/oxide red - 73		
-	151 867 035 F	Trim panel - Quarter panel, left	1	151, 152
		from Chassis No. 155 000 001 up to 155 999 000		
	8/64 - 7/65	870 Oxford grey/oxide red - 87		
	8/64 - 7/65	868 Oxford grey/dolomite grey - 63, 83		
	8/64 - 7/65	872 iris blue/Windsor blue - 56, 85		
	8/64 - 7/65	873 Milan beige/cork brown - 64, 84		
-	151 867 035 G	Trim panel - Quarter panel, left	1	151, 152
		from Chassis No. 156 000 001 up to 156 1021 300		
	8/65 - 7/66	697 platinum - 58, 74		
	8/65 - 7/66	671 teak - 59		
	8/65 - 7/66	651 pigalle - 75		
	8/65 - 7/66	667 balearic beige - 77		
	8/65 - 7/66	041 black - 76		
	8/65 - 7/66	417 amazon - 60		
-	151 867 035 H	Trim panel - Quarter panel, left	1	151, 152
		from Chassis No. 157 000 001 up to 150 3100 000		
	8/66 - 7/67	172 black 68 - 88		
	8/66 - 7/67	137 gazelle - 61, 87		
	8/66 - 7/67	138 water blue 66 - 69		
	8/66 - 7/67	752 indian red - 89		
	8/66 - 7/68	697 platinum - 38, 64, 86		
	8/67 - 7/68	074 gazelle 68 - 39		
	8/67 - 7/68	173 indian red 68 - 41		
	8/67 - 7/70	172 black 68 - 40		
	8/68 - 7/70	718 nut brown 69 - 48		
	8/68 - 7/70	719 gala red 69 - 47		
	8/68 - 7/70	720 cream white 69 - 46		
	8/68 - 7/70	721 platinum 69 - 50		
-	151 867 035 J	Trim panel - Quarter panel, left	1	151, 152
		from Chassis No. 151 2000 001		
	8/70 - 7/71	50 V blue 71 - 16		
	8/70 - 7/71	80 V cork 71 - 22		
	8/70 - 7/71	719 gala red 69 - 47		
	8/70 -	71 V alabaster 71 - 17, 52		
	8/70 -	172 black 68 - 40, 50		
	8/71 -	35 S Bordeaux red - 57		
	8/71 -	59 S lapis blue - 56		
	8/71 -	81 S leather beige - 55		
-	111 867 036 G	Trim panel - Quarter panel, right	1	111, 112, 115, 116
		from Chassis No. 1 600 440 up to 6 502 399		
	8/57 - 7/63	225 Jupiter grey		
	8/63 - 7/64	528 grey		



Key No.	Part No.	Description	Quantity	Type and model
-	111 867 036 H	Trim panel - Quarter panel, right from Chassis No. 115 000 001 up to 115 999 000 528 grey - 57, 83	1	111, 112, 115, 116
	8/64 - 7/65			
-	111 867 036 J	Trim panel - Quarter panel, right from Chassis No. 116 000 001 up to 116 1021 300 697 platinum - 55, 83	1	111, 112, 115, 116
	8/65 - 7/66			
40	111 867 036 P	Trim panel - Quarter panel, right from Chassis No. 117 000 001	1	111-118
	8/66 - 7/67	138 water blue 66 - 69		
	8/66 - 7/67	671 teal - 59		
	8/67 - 7/68	012 blue 68 - 07		
	8/66 - 7/68	074 gazelle 68 - 39, 61, 87		
	8/68 - 7/70	045 capri 68 - 21		
	8/68 - 7/70	718 nut brown 69 - 48		
	8/66 - 7/70	720 cream white 69 - 46		
	8/68 - 7/70	721 platinum 69 - 09, 19, 23, 38, 50, 55, 64, 83, 86		
	8/67 - 7/71	719 gala red 69 - 06, 20, 41, 47		
	8/70 - 7/71	50 V blue 71 - 16		
	8/70 - 7/71	80 V cork 71 - 22, 53		
	8/66 -	172 black 68 - 37, 40, 50, 88		
	8/70 -	71 V alabaster 71 - 03, 09, 17, 52		
	8/71 -	35 S Bordeaux red - 10, 57		
	8/71 -	59 S lapis blue - 05, 56		
	8/71 -	81 S leather beige - 38, 55		
-	113 867 036 E	Trim panel - Quarter panel, right from Chassis No. 1 600 440 up to 2 528 667	1	113, 114, 117, 118
	8/57 - 7/59	800 blue-grey/blue - 50, 70		
	8/57 - 7/59	802 brown-grey/red-brown - 51, 74		
	8/57 - 7/59	803 blue-grey/red - 72		
	8/57 - 7/59	821 green-grey/grey-green - 52, 75		
-	113 867 036 H	Trim panel - Quarter panel, right from Chassis No. 2 528 668 up to 6 502 399	1	113, 114, 117, 118
	8/59 - 7/60	817 light green/dust green - 52, 75		
	8/59 - 7/60	818 stone beige/tur grey - 53, 76		
	8/59 - 7/60	819 stone beige/true red - 51, 78		
	8/59 - 7/60	820 steel grey/water blue - 50, 70		
	8/60 - 7/61	292 silver beige/basalt grey - 59, 75		
	8/60 - 7/61	827 silver beige/sand stone - 58, 74		
	8/60 - 7/63	828 soft beige/nepal green - 60, 77		
	8/60 - 7/63	830 silver beige/true red - 78		
	8/60 - 2/61	837 ice blue 60/turquoise - 61, 76		
	8/61 - 7/63	833 silver beige/derby grey - 59, 75		
	8/63 - 7/64	665 light grey/grey - 54, 70		
	8/63 - 7/64	814 light blue/blue - 56, 74		
	8/63 - 7/64	862 hemp beige/brown - 55, 71		
	8/63 - 7/64	864 silver beige/oxide red - 73		

Key No.	Part No.	Description	Quantity	Type and model
-	113 867 036 J	Trim panel - Quarter panel, right	1	113, 114, 117, 118
		from Chassis No. 115 000 001 up to 115 999 000		
	8/64 - 7/65	870 Oxford grey/oxide red - 87		
	8/64 - 7/65	868 Oxford grey/dolomite grey - 43, 83		
	8/64 - 7/65	872 iris blue/Windsor blue - 56, 85		
	8/64 - 7/65	873 Milan beige/cork brown - 44, 84		
-	113 867 036 K	Trim panel - Quarter panel, right	1	113, 114, 117, 118
		from Chassis No. 116 000 001 up to 116 1021 300		
	8/65 - 7/66	697 platinum - 58, 74		
	8/65 - 7/66	671 teak - 59		
	8/65 - 7/66	651 pigalle - 75		
	8/65 - 7/66	667 balearic beige - 77		
	8/65 - 7/66	041 black - 76		
	8/65 - 7/66	417 amazon - 60		
-	151 867 036 C	Trim panel - Quarter panel, right	1	151, 152
		from Chassis No. 1 600 440 up to 2 528 667		
	8/57 - 7/59	800 blue-grey/blue		
	8/57 - 7/59	806 green-grey/green		
-	151 867 036 E	Trim panel - Quarter panel, right	1	151, 152
		from Chassis No. 2 528 668 up to 6 502 399		
	8/59 - 7/60	818 stone beige/tur grey - 53, 74		
	8/59 - 7/60	821 green-grey/grey-green - 54, 72		
	8/60 - 7/63	828 soft beige/nepal green - 60, 77		
	8/60 - 2/61	837 ice blue 60/turquoise - 61, 76		
	8/63 - 7/64	665 light grey/grèy - 54, 70		
	8/63 - 7/64	814 light blue/blue - 56, 74		
	8/63 - 7/64	864 silver beige/oxide red - 73		
-	151 867 036 F	Trim panel - Quarter panel, right	1	151, 152
		from Chassis No. 155 000 001 up to 155 999 000		
	8/64 - 7/65	870 Oxford grey/oxide red - 87		
	8/64 - 7/65	868 Oxford grey/dolomite grey - 43, 83		
	8/64 - 7/65	872 iris blue/Windsor blue - 56, 85		
	8/64 - 7/65	873 Milan beige/cork brown - 44, 84		
-	151 867 036 G	Trim panel - Quarter panel, right	1	151, 152
		from Chassis No. 156 000 001 up to 156 1021 300		
	8/65 - 7/66	697 platinum - 58, 74		
	8/65 - 7/66	671 teak - 59		
	8/65 - 7/66	651 pigalle - 75		
	8/65 - 7/66	667 balearic beige - 77		
	8/65 - 7/66	041 black - 76		
	8/65 - 7/66	417 amazon - 60		



Key No.	Part No.	Description	Quantity	Type and model
-	151 867 036 H	Trim panel - Quarter panel, right	1	151, 152
		from Chassis No. 157 000 001		
	8/66 - 7/67	137 gazelle - 61, 67		
	8/66 - 7/67	138 water blue 66 - 69		
	8/66 - 7/67	752 indian red - 89		
	8/66 - 7/68	697 platinum - 38, 64, 86		
	8/67 - 7/68	074 gazelle 68 - 39		
	8/67 - 7/68	173 indian red 68 - 41		
	8/68 - 7/70	718 nut brown 69 - 48		
	8/68 - 7/70	720 cream white 69 - 46		
	8/68 - 7/70	721 platinum 69 - 50		
	8/68 - 7/71	719 gala red 69 - 47		
	8/70 - 7/71	50 V blue 71 - 14		
	8/70 - 7/71	80 V cork 71 - 22		
	8/66 -	172 black 68 - 40, 50		
	8/70 -	71 V alabaster 71 - 17, 52		
	8/71 -	35 S Bordeaux red - 57		
	8/71 -	59 S lapis blue - 56		
	8/71 -	81 S leather beige - 55		
-	N 14 376 1	Clip B 2.6	7	
-	N 14 389 3	Clip B 11	10	113, 114, 117, 118, 151, 152
		up to Chassis No. 117 999 000	6	111, 112, 115, 116
		from Chassis No. 118 000 001	8	111, 112, 115, 116
-	111 867 105 A	Fiberboard - Door trim panel	2	111, 112, 115, 116
		up to Chassis No. 1 - 929 745		
-	111 867 105 B	Fiberboard - Door trim panel	2	111, 112, 115, 116
		from Chassis No. 1 - 929 746 up to 1 600 439		
-	113 867 105	Fiberboard - Door trim panel	2	113, 114, 117, 118, 151, 152
		up to Chassis No. 1 - 397 022		
-	113 867 105 A	Fiberboard - Door trim panel	2	113, 114, 117, 118, 151, 152
		from Chassis No. 1 - 397 023 up to 1 - 929 745		
-	113 867 105 B	Fiberboard - Door trim panel	2	113, 114, 117, 118, 151, 152
		from Chassis No. 1 - 929 746 up to 1 600 439		
-	111 867 107	Rubber cap, upper - Door trim panel	2	
		from Chassis No. 115 000 001		
-	411 867 147	Protective foil, inner - Door trim panel	2	
		from Chassis No. 5 677 119		
-	111 867 171	Arm rest, left	1	111, 112, 115, 116
		from Chassis No. 117 000 001 up to 117 999 000		
	8/66 - 7/67	180 platinum light		

MAIN GROUP



BODY

Interior trim

Key No.	Part No.	Description	Quantity	Type and model
-	111 867 171 A	Arm rest		
		from Chassis No. 118 000 001 up to 118 613 655	2	151, 152; M 23, M 601, M 602
		from Chassis No. 118 613 656 up to 118 1016 100	2	113, 114, 117, 118, 151, 152
	8/67 - 10/67	● 141 dark platinum - 09, 38 / superseded by: 111 867 171 C (172)		
	8/67 - 10/67	● 172 black 68 - 40 / superseded by: 111 867 171 C (172)		
	8/67 - 10/67	● 173 indian red 68 - 06, 41 / superseded by: 111 867 171 C (172)		
	8/67 - 10/67	190 dark gazelle 68 - 39		
	8/67 - 10/67	750 garda blue - 07		
	11/67 - 7/68	● 172 black 68 / superseded by: 111 867 171 C (172)		
-	111 867 171 B	Handle - Door		
		from Chassis No. 117 483 306 up to 117 999 000	2	M 86
		from Chassis No. 118 000 001	2	111, 112, 115, 116
	1/67 -	043 grey-black		
41	111 867 171 C	Arm rest	2	113, 114, 117, 118, 151, 152
	8/68 -	from Chassis No. 119 000 001		
		172 black 68		
-	113 867 171 C	Arm rest right	1	113, 117, 151, 152
		from Chassis No. 2 528 668 up to 115 999 000		
	8/57 - 7/59	006 blue 59 - 50, 70		
	8/59 - 7/60	304 green-grey - 54, 72		
	8/59 - 7/60	328 steel grey - 50, 70, 71		
	8/59 - 7/60	389 pale green - 52, 73, 75		
	8/59 - 7/60	471 stone beige - 51, 53, 74, 76, 78		
	8/60 - 7/64	466 silver beige - 58, 59, 73, 74, 75, 78		
	8/60 - 2/61	485 ice blue 60 - 61, 76		
	8/60 - 7/63	984 soft beige - 60, 77		
	8/63 - 7/64	791 hemp beige - 55, 71		
	8/63 - 7/65	232 iris blue - 56, 74, 85		
	8/64 - 7/65	764 Milan beige - 64, 84		
-	113 867 171 D	Arm rest, right		
		from Chassis No. 115 000 001 up to 116 1021 300	1	113, 117, 151, 152
		from Chassis No. 117 000 001 up to 118 613 655	1	113, 114, 117, 118
		from Chassis No. 117 000 001 up to 117 999 000	1	151, 152
	8/64 - 7/67	180 platinum light - 57, 58, 63, 64, 74, 83, 86		
	8/65 - 7/66	417 amazon - 60		
	8/65 - 7/66	651 pigalle - 75		
	8/65 - 7/66	667 balearic beige - 77		
	8/65 - 7/67	671 feak - 59		
	8/65 - 10/67	172 black 68 - 06, 09, 38, 39, 40, 41, 76, 88		
	8/66 - 7/67	181 gazelle light - 61, 67		
	8/66 - 7/67	138 waterblue 66 - 69		
	8/66 - 7/67	752 indian red - 89		
	8/67 - 10/67	750 garda blue - 07		
	11/67 - 2/68	172 black 68		



Key No.	Part No.	Description	Quantity	Type and model
-	114 867 171	Arm rest left	1	114, 118, 151, 152
		from Chassis No. 2 528 668 up to 115 999 000		
	8/59 - 7/60	○ 304 green-grey - 54, 72 / superseded by: 114 867 171 A (180)		
	8/59 - 7/60	○ 328 steel grey - 50, 70, 71 / superseded by: 114 867 171 A (180)		
	8/59 - 7/60	384 pampas green - 52, 73, 75		
	8/59 - 7/60	471 stone beige - 51, 53, 74, 76, 78		
	8/60 - 7/64	466 silver beige - 58, 59, 73, 74, 75, 78		
	8/60 - 2/61	485 ice blue 60 - 61, 76		
	8/60 - 7/63	984 soft beige - 60, 77		
	8/63 - 7/64	573 light grey - 54, 70		
	8/63 - 7/64	740 light blue - 56, 74		
	8/63 - 7/64	791 hemp beige - 55, 71		
	8/64 - 7/65	232 iris blue - 56, 85		
	8/64 - 7/65	764 Milan beige - 64, 84		
-	114 867 171 A	Arm rest, left		
		from Chassis No. 115 000 001 up to 116 1021 300	1	114, 118, 151, 152
		from Chassis No. 117 000 001 up to 118 613 655	1	113, 114, 117, 118
		from Chassis No. 117 000 001 up to 117 999 000	1	151, 152
	8/64 - 7/67	180 platinum light - 57, 58, 63, 64, 74, 83, 86		
	8/65 - 7/66	417 amazon - 60		
	8/65 - 7/66	651 pigalle - 75		
	8/65 - 7/66	667 balearic beige - 77		
	8/65 - 7/67	671 teak - 59		
	8/65 - 10/67	172 black 68 - 39, 40, 76, 88		
	8/66 - 7/67	181 gazelle light - 61, 87		
	8/66 - 7/67	138 waterblue 66 - 69		
	8/66 - 7/67	752 indian red - 89		
	8/67 - 10/67	172 black 68 - 06, 41		
	8/67 - 10/67	750 garda blue - 07		
	11/67 - 2/68	172 black 68		
-	111 867 172	Arm rest, right	1	111, 112, 115, 116
		from Chassis No. 117 000 001 up to 117 999 000		
	8/66 - 7/67	180 platinum light		
-	111 867 185	Retaining plate - Arm rest	2	111, 112, 115, 116
		from Chassis No. 118 000 001		
-	113 867 185	Retaining plate - Arm rest		
		up to Chassis No. 116 1021 300	1	113, 114, 117, 118, 151, 152
		from Chassis No. 117 000 001 up to 117 999 000	2	
		from Chassis No. 118 000 001 up to 118 613 655	2	113, 114, 117, 118, 151, 152
-	113 867 185 B	Retaining plate - Arm rest		
		from Chassis No. 118 000 001 up to 118 613 655	2	M 23, M 601, M 602
		from Chassis No. 118 613 656 up to 118 1016 100	2	113, 114, 117, 118, 151, 152
-	113 867 185 C	Retaining plate - Arm rest	2	113, 114, 117, 118, 151, 152
		from Chassis No. 119 000 001		
-	N 10 216 B	Bolt, hex. head M 6x18	2	113, 114, 117, 118, 151, 152
		up to Chassis No. 2 528 667		

MAIN GROUP



BODY

Interior trim

Key No.	Part No.	Description	Quantity	Type and model
-	N 12 226 2	Spring washer B 6 up to Chassis No. 116 1021 300 from Chassis No. 117 000 001 up to 118 1016 100	2 4	113, 114, 117, 118, 151, 152
-	N 12 230 2	Spring washer B 10 from Chassis No. 119 000 001	4	
-	N 11 006 2	Nut, hex. M 6 up to Chassis No. 116 1021 300 from Chassis No. 117 000 001 up to 118 1016 100	2 4	113, 114, 117, 118, 151, 152
-	411 867 199	Nut, hex. M 6 - Arm rest mounting from Chassis No. 119 000 001	4	
-	111 867 305	Fiberboard - Quarter panel trim panel up to Chassis No. 1 - 929 745	2	111, 112, 115, 116
-	111 867 305 A	Fiberboard - Quarter panel trim panel from Chassis No. 1 - 929 746 up to 1 600 439	2	111, 112, 115, 116
-	113 867 305 A	Fiberboard - Quarter panel trim panel up to Chassis No. 1 - 929 745	2	113, 114, 117, 118
-	113 867 305 B	Fiberboard - Quarter panel trim panel from Chassis No. 1 - 929 746 up to 1 600 439	2	113, 114, 117, 118
-	113 867 351 F 5/63 - 7/64	Door pillar lining, left from Chassis No. 5 580 432 up to 6 502 399 466 silver beige	1	113, 114, 117, 118
-	113 867 351 H 8/64 -	Door pillar lining, left from Chassis No. 115 000 001 581 cloud white	1	113, 114, 117, 118
-	113 867 352 F 5/63 - 7/64	Door pillar lining, right from Chassis No. 5 580 432 up to 6 502 399 466 silver beige	1	113, 114, 117, 118
42	113 867 352 H 8/64 -	Door pillar lining, right from Chassis No. 115 000 001 581 cloud white	1	113, 114, 117, 118
43	113 867 365 A 10/58 - 7/60 10/58 - 7/60 8/60 - 2/61	Beading - Door pillar lining from Chassis No. 2 154 170 up to 117 999 000 071 beige - 51, 52, 53, 74, 75, 76, 78 528 grey - 50, 70, 72 395 ice blue - 61, 76	2	113, 114, 117, 118
-	111 867 397	Beading - Door pillar from Chassis No. 115 000 001	2	111, 112, 115, 116



Key No.	Part No.	Description	Quantity	Type and model
-	113 867 499 1/47 - 7/57	Roof lining with roof member and door pillar linings (leatherette) up to Chassis No. 1 600 439 466 silver beige	1	113, 114
-	113 867 499 A 8/57 - 7/64	Roof lining with roof member and door pillar linings (leatherette) from Chassis No. 1 600 440 up to 6 502 399 466 silver beige	1	113, 114
-	117 867 499 1/47 - 7/55	Headlining with roof and door pillar parts, and lining for top cover (leatherette) up to Chassis No. 1 - 929 745 466 silver beige	1	115-118
-	117 867 499 A 8/55 - 7/57	Headlining with roof and door pillar parts, and lining for top cover (leatherette) from Chassis No. 1 - 929 746 up to 1 600 439 466 silver beige	1	115-118
-	117 867 499 B 8/57 - 7/63	Headlining with roof and door pillar parts, and lining for top cover (leatherette) from Chassis No. 1 600 440 up to 5 677 118 466 silver beige	1	117, 118
-	111 867 501 B 1/47 - 7/57	Roof lining (leatherette) up to Chassis No. 1 600 439 466 silver beige	1	111, 112
-	111 867 501 D 8/64 - 7/71	Lining - Roof (leatherette) from Chassis No. 115 000 001 up to 111 3200 001 581 cloud white	1	111, 112
-	111 867 501 E 8/71 -	Roof lining (leatherette) from Chassis No. 112 2000 001 581 cloud white	1	111, 112
-	113 867 501 C 8/57 - 7/64	Lining - Roof (center part) (leatherette) from Chassis No. 1 600 440 up to 5 677 118 from Chassis No. 1 600 440 up to 6 502 399 466 silver beige	1 1	113, 114 111, 112
-	113 867 501 G 8/57 - 7/64	Roof lining (leatherette) from Chassis No. 1 600 440 up to 6 502 399 466 silver beige	1	113, 114
44	113 867 501 Q 8/64 - 7/71	Roof lining (leatherette) from Chassis No. 115 000 001 up to 111 3200 000 581 cloud white	1	113, 114

Key No.	Part No.	Description	Quantity	Type and model
-	113 867 501 AA 8/71 -	Roof lining (leatherette) from Chassis No. 112 2000 001 581 cloud white	1	113, 114
-	115 867 501 A 8/71 -	Roof lining (steel sliding roof) (leatherette) from Chassis No. 112 2000 001 581 cloud white	1	115, 116
-	117 867 501 G 8/63 - 7/64	Roof lining (leatherette) from Chassis No. 5 677 119 up to 6 502 399 466 silver beige	1	117, 118
-	117 867 501 L 8/64 - 7/71	Roof lining (Steel sliding roof) (leatherette) from Chassis No. 115 000 001 up to 117 999 000 581 cloud white	1	117, 118
-	117 867 501 N 8/67 - 7/71	Roof lining (Steel sliding roof) (leatherette) from Chassis No. 118 000 001 up to 111 3200 000 581 cloud white	1	115, 116
-	117 867 501 Q 8/71 -	Roof lining (steel sliding roof) (leatherette) from Chassis No. 112 2000 001 581 cloud white	1	117, 118
-	113 867 505 8/63 - 7/64	Lining - Rear window (leatherette) from Chassis No. 1 600 440 up to 6 502 399 466 silver beige	1	117, 118
-	113 867 505 A 8/64 - 7/66	Lining - Rear window (leatherette) from Chassis No. 115 000 001 up to 116 1021 300 581 cloud white	1	113, 114, 117, 118
-	113 867 505 B 8/66 - 7/70	Lining - Rear window (leatherette) from Chassis No. 117 000 001 up to 110 3100 000 581 cloud white	1	113, 114, 117, 118
-	113 867 505 D 8/71 -	Lining - Rear window (leatherette) from Chassis No. 112 2000 001 581 cloud white	1	113, 114, 117, 118
45	113 867 513 E 8/70 - 7/71	Lining - Rear window (leatherette) from Chassis No. 111 2000 001 up to 111 3200 000 581 cloud white	1	113, 114, 117, 118
46	113 867 515 A 8/70 - 7/71	Lining - Rear window, left (leatherette) from Chassis No. 111 2000 001 up to 111 3200 000 581 cloud white	1	113, 114, 117, 118



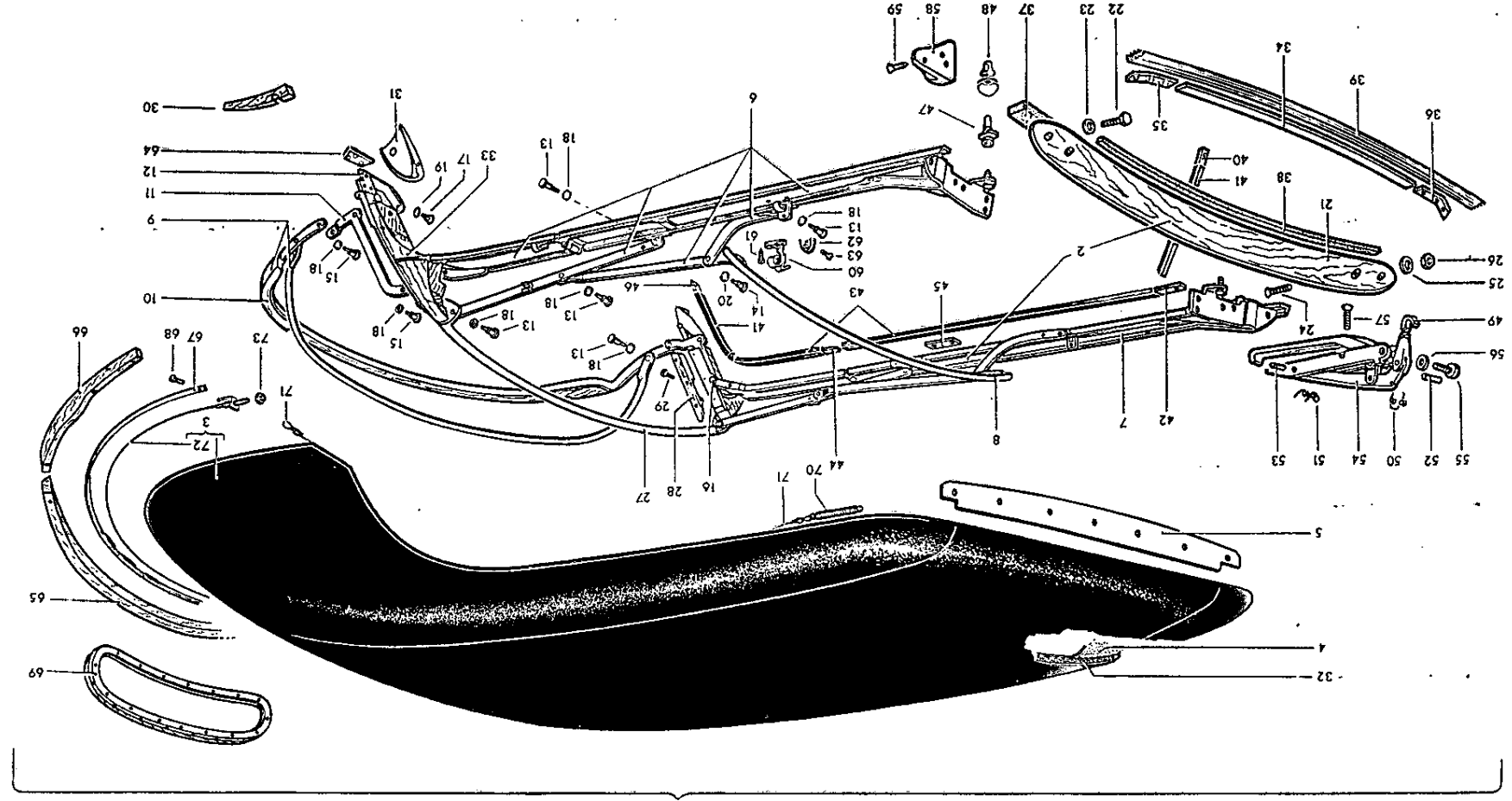
Key No.	Part No.	Description	Quantity	Type and model
-	113 867 516 A 8/70 - 7/71	Lining - Rear window, right (leatherette) from Chassis No. 111 2000 001 up to 111 3200 000 581 cloud white	1	113, 114, 117, 118
-	113 867 519 8/57 - 7/63	Lining - Roof member, left (leatherette) from Chassis No. 1 600 440 up to 5 677 118 466 silver beige	1	113, 114, 117, 118
-	117 867 519 8/63 - 7/64	Lining - Roof member, rear left (leatherette) from Chassis No. 5 677 119 up to 6 502 399 466 silver beige	1	113, 114, 117, 118
47	117 867 519 A 8/64 - 7/71	Lining - Roof member, rear left (leatherette) from Chassis No. 115 000 001 up to 111 3200 000 581 cloud white	1	113, 114, 117, 118
-	117 867 519 C 8/71 -	Lining - Roof member, rear, left (leatherette) from Chassis No. 112 2000 001 581 cloud white	1	113, 114, 117, 118
-	113 867 520 8/57 - 7/63	Lining - Roof member, right (leatherette) from Chassis No. 1 600 440 up to 5 677 118 466 silver beige	1	113, 114, 117, 118
-	117 867 520 8/63 - 7/64	Lining - Roof member, rear right (leatherette) ... from Chassis No. 5 677 119 up to 6 502 399 466 silver beige	1	113, 114, 117, 118
-	117 867 520 A 8/64 - 7/71	Lining - Roof member, rear right (leatherette) ... from Chassis No. 115 000 001 up to 111 3200 000 581 cloud white	1	113, 114, 117, 118
-	117 867 520 C 8/71 -	Lining - Roof member, rear right (leatherette) from Chassis No. 112 2000 001 581 cloud white	1	113, 114, 117, 118
-	117 867 535 A	Retaining spring - Tensioning wire from Chassis No. 5 677 119 up to 117 999 000 from Chassis No. 118 000 001	4 4	117, 118 115-118
-	111 867 541	Fiberboard strip 20×1440 mm - Roof lining x	x	111-114
48	113 867 549 C	Tensioning wire 3.4×1125 mm - Roof lining 3	4 3	111-114 115-118

Key No.	Part No.	Description	Quantity	Type and model
-	113 867 549 C	Tensioning wire, front - Roof lining (cut to 1110 mm - 43.7 in.) from Chassis No. 115 000 001 up to 117 999 000 from Chassis No. 118 000 001	1 2	113, 114 113, 114
-	113 867 549 C	Tensioning wire - Roof lining (cut to 960 mm - 37.8 in.) from Chassis No. 115 000 001	2	117, 118
-	115 867 551 10/52 - 2/56	Lining - Roof, front and sides up to Chassis No. 1 149 146 278 grey-beige	1	115-118
-	115 867 551 A 4/54 - 7/57 4/54 - 7/57	Lining - Roof, front and sides from Chassis No. 1 149 147 up to 1 600 439 071 beige 410 light green	1	115-118
-	115 867 551 B 8/57 - 7/60 8/57 - 7/60	Lining - Roof, front and sides from Chassis No. 1 600 440 up to 4 010 994 075 light beige 573 light grey	1	115-118
-	117 867 551 8/62 - 7/64 8/64 - 7/67	Lining - Roof, front and sides (leatherette) from Chassis No. 4 846 836 up to 5 677 118 from Chassis No. 5 677 119 up to 117 999 000 466 silver beige 581 cloud white	1 1	117, 118 115, 116
-	115 867 557 A 8/55 - 2/56 8/55 - 2/56 4/54 - 7/57 4/54 - 7/57	Lining - Roof, rear from Chassis No. 1 - 929 746 up to 1 600 439 076 brown-beige 528 grey 071 beige 410 light green	1	115-118
-	115 867 557 B 8/57 - 7/60 8/57 - 7/60 8/60 - 2/61 8/60 - 7/62	Lining - Roof, rear from Chassis No. 1 600 440 up to 4 846 835 075 light beige 573 light grey 395 ice blue 466 silver beige	1	115-118
-	115 867 557 E 8/64 - 7/67	Lining - Roof, rear (leatherette) from Chassis No. 115 000 001 up to 117 999 000 581 cloud white	1	115, 116
-	117 867 557 8/62 - 7/64	Lining - Roof, rear (leatherette) from Chassis No. 4 846 836 up to 5 677 118 from Chassis No. 5 677 119 up to 6 502 399 466 silver beige	1 1	117, 118 115, 116



Key No.	Part No.	Description	Quantity	Type and model
-	N 14 376 1	Clip	11	115-118
-	115 867 587 A	Fiberboard strip 8X890 mm – Roof lining		
		up to Chassis No. 5 677 118	x	115-118
		from Chassis No. 5 677 119 up to 117 999 000	x	115, 116
-	115 867 591 A	Fiberboard strip, rear 35X940 mm – Roof lining ..		
		up to Chassis No. 5 677 118	1	115-118
		from Chassis No. 5 677 119 up to 117 999 000	1	115, 116
-	113 867 649	Cap for tensioning wire	x	
-	111 837 807 A	Sound absorber – Side panel	4	
		from Chassis No. 115 000 001		
-	111 867 809	Sound absorbing material – Roof	4	111-114
		from Chassis No. 5 677 119 up to 117 999 000	2	117, 118
		from Chassis No. 118 000 001	2	115-118
-	111 867 835 B	Packing – Roof member	2	
-	113 867 851 C	Sound absorbing material, upper, rear window ...	1	113, 114, 117, 118
		from Chassis No. 2 528 668 up to 110 3100 000		
		use: 113 867 855		
		up to Chassis No. 116 1021 300		
49	113 867 851 D	Sound absorbing material, upper, rear window ..	2	113, 114, 117, 118
		from Chassis No. 111 2000 001		
-	113 867 853	Sound absorbing material, lower, rear window ...	2	113, 114, 117, 118
		from Chassis No. 2 528 668 up to 6 502 399		
50	113 867 853 C	Sound absorbing material, lower, rear window ...	2	113, 114, 117, 118
		from Chassis No. 115 000 001 up to 111 3200 000		
-	113 867 855	Sound absorbing material, side at rear window ..	2	113, 114, 117, 118
		from Chassis No. 2 528 668		
		use: 113 867 851 C		
		up to Chassis No. 116 1021 300		
-	311 867 943	Clip – Roof lining	6	113, 114, 117, 118





Key No.	Part No.	Description	Quantity	Type and model
		CONVERTIBLE TOP		151, 152
-	151 871 021	Top frame with cover, ready for fitting (quote color of cover) up to Chassis No. 1 600 439	1	
-	151 871 021 A	Top frame with cover, ready for fitting (quote color of cover) up to Chassis No. 1 600 440 up to 6 502 399	1	
-	151 871 021 C	Top frame with cover, ready for fitting (quote color of cover) from Chassis No. 155 000 001 up to 157 250 032	1	
-	151 871 021 D	Top frame with cover, ready for fitting (quote color of cover) from Chassis No. 157 250 033 up to 157 999 000	1	
1	151 871 021 E	Top frame with cover, ready for fitting (quote color of cover) from Chassis No. 158 000 001 up to 151 3200 000	1	
-	151 871 021 F	Top frame with cover, ready for fitting (quote color of cover) from Chassis No. 152 2000 001	1	
-	151 871 025	Frame - Top up to Chassis No. 1 600 439	1	
-	151 871 025 C	Frame - Top from Chassis No. 1 600 440 up to 6 502 399	1	
-	151 871 025 D	Frame - Top from Chassis No. 155 000 001 up to 157 999 000	1	
2	151 871 025 E	Frame - Top from Chassis No. 158 000 001 up to 151 3200 000	1	
-	151 871 025 F	Frame - Top from Chassis No. 152 2000 001	1	
-	151 871 035 B	Cover - Top from Chassis No. 4 846 836 up to 6 502 399 382 olive 588 blue-green 616 red-brown	1	



Key No.	Part No.	Description	Quantity	Type and model
-	151 871 035 C	Cover - Top from Chassis No. 155 000 001 up to 156 1021 300 023 silver grey 271 Texas brown	1	
-	151 871 035 D	Cover - Top (PVC) from Chassis No. 4 846 836 up to 157 250 032 023 silver grey 041 black 271 Texas brown 671 teak	1	
-	151 871 035 E	Frame - Top (PVC) up to Chassis No. 1 600 439 041 black 410 light green 671 teak	1	
-	151 871 035 F	Cover - Top (PVC) from Chassis No. 1 600 440 up to 4 846 835 023 silver grey o 671 teak / superseded by: 151 871 035 J (271)	1	
-	151 871 035 G	Cover - Top (PVC) from Chassis No. 4 846 836 up to 6 502 399 023 silver grey	1	
3	151 871 035 H	Cover - Top (PVC) from Chassis No. 157 250 033 up to 151 3200 000 023 silver grey 041 black 256 light sand 66 light	1	
-	151 871 035 J	Cover - Top (PVC) from Chassis No. 1 600 440 up to 4 846 835 271 Texas brown	1	
-	151 871 035 K	Cover - Top (PVC) from Chassis No. 152 2000 001 023 silver grey 041 black 256 light sand 66 light 271 Texas brown	1	
-	151 871 041 A	Boot - Top up to Chassis No. 4 846 835 023 silver grey 041 black 271 Texas brown 325 mouse grey 382 olive 588 blue-green 599 dark blue 616 red-brown 618 slate grey	1	

Key No.	Part No.	Description	Quantity	Type and model
-	151 871 041 B	Boot - Top from Chassis No. 4 846 836 up to 6 502 399 002 green 023 silver grey 041 black 271 Texas brown 382 olive 588 blue-green	1	
-	151 871 041 C	Boot - Top from Chassis No. 155 000 001 up to 150 248 3109 023 silver grey 041 black 271 Texas brown 671 teak 256 light sand 66 light	1	
-	151 871 041 D	Boot - Top from Chassis No. 150 2483 110 023 silver grey 041 black 256 light sand 66 light	1	
-	N 14 383 1	Press stud, lower - Boot up to Chassis No. 2 057 614	4	
-	N 14 385 1	Press stud, upper - Boot up to Chassis No. 2 057 614	4	
-	141 871 439 B	Button - Boot from Chassis No. 2 057 615	4	
-	141 871 440 B	Stud - Boot from Chassis No. 2 057 615	4	
-	311 863 481	Press stud, lower - Boot from Chassis No. 2 057 615	4	
-	N 15 625 1	Wood screw countersunk raised head 3.5X25 ... from Chassis No. 2 057 615	4	
-	141 871 043	Beading - Rear support 002 green 023 silver-grey 325 mouse grey 410 light green	1	
-	141 871 043 A	Beading - Rear support (PVC) 023 silver-grey 041 black 271 Texas brown 410 light green 632 violet-blue 671 teak	1	



Key No.	Part No.	Description	Quantity	Type and model
4	151 871 047 B 1/50 - 7/71	Headlining - Top (leatherette) up to Chassis No. 151 3200 000 581 cloud white	1	
-	151 871 047 C 8/71 -	Headlining - Top (leatherette) from Chassis No. 152 2000 001 581 cloud white	1	
-	151 871 049	Cover - Header - Top frame from Chassis No. 155 000 001 up to 155 999 000	1	
-	151 871 049 A 8/65 - 7/67	Cover - Header - Top frame from Chassis No. 156 000 001 up to 157 999 000 581 cloud white	1	
5	151 871 049 B	Cover - Header - Top frame from Chassis No. 158 000 001 up to 151 3200 000	1	
-	151 871 049 C	Cover - Header - Top frame from Chassis No. 152 2000 001	1	
-	151 871 051	Frame member - Top, left up to Chassis No. 6 502 399	1	
-	151 871 051 A	Frame member - Top, left from Chassis No. 155 000 001 up to 157 999 000	1	
6	151 871 051 B	Frame member - Top, left from Chassis No. 158 000 001 up to 151 3200 000	1	
-	151 871 051 C	Frame member - Top, left from Chassis No. 152 2000 001	1	
-	151 871 052	Frame member - Top, right up to Chassis No. 6 502 399	1	
-	151 871 052 A	Frame member - Top, right from Chassis No. 155 000 001 up to 157 999 000	1	
7	151 871 052 B	Frame member - Top, right from Chassis No. 158 000 001 up to 151 3200 000	1	
-	151 871 052 C	Frame member - Top, right from Chassis No. 152 2000 001	1	
-	151 871 077	No. 1 bow up to Chassis No. 6 502 399	1	

MAIN GROUP



BODY

Convertible top

Key No.	Part No.	Description	Quantity	Type and model
8	151 871 077 A	No. 1 bow from Chassis No. 155 000 001 up to 151 3200 000	1	
-	151 871 079	Linkage, left up to Chassis No. 6 502 399	1	
-	151 871 080	Linkage, right up to Chassis No. 6 502 399	1	
-	151 871 085 A	No. 2 bow up to Chassis No. 4 846 835	1	
-	151 871 085 B	No. 2 bow from Chassis No. 4 846 836 up to 6 502 399	1	
9	151 871 085 C	No. 2 bow with rear bow from Chassis No. 155 000 001 up to 151 3200 000	1	
-	151 871 091	Rear bow with fittings up to Chassis No. 1 600 439	1	
-	151 871 093	Rear bow from Chassis No. 1 600 440 up to 6 502 399	1	
-	151 871 093 A	Rear bow from Chassis No. 155 000 001 up to 155 999 000	1	
10	151 871 093 B	Rear bow from Chassis No. 156 000 001 up to 151 3200 000	1	
-	151 871 093 C	Rear bow from Chassis No. 152 2000 001	1	
-	151 871 145	Main bow guide bar up to Chassis No. 4 846 835	2	
-	151 871 145 A	Main bow guide bar left from Chassis No. 4 846 836 up to 6 502 399	1	
-	151 871 145 B	Main bow guide bar left from Chassis No. 155 000 001 up to 157 999 000	1	
11	151 871 145 C	Main bow guide bar left from Chassis No. 158 000 001 up to 151 3200 000	1	

Typ 1-8

Illustration **51**

MAIN GROUP



BODY

Convertible top

Key No.	Part No.	Description	Quantity	Type and model
-	151 871 146 A	Main bow guide bar right from Chassis No. 4 846 836 up to 6 502 399	1	
-	151 871 146 B	Main bow guide bar right from Chassis No. 155 000 001 up to 157 999 000	1	
-	151 871 146 C	Main bow guide bar right from Chassis No. 158 000 001 up to 151 3200 000	1	
-	151 871 155	Main hinge, left up to Chassis No. 2 600 198	1	
-	151 871 155 A	Main hinge, left from Chassis No. 2 600 199 up to 4 846 835	1	
-	151 871 155 B	Main hinge, left from Chassis No. 4 846 836 up to 6 502 399	1	
-	151 871 155 C	Main hinge, left from Chassis No. 155 000 001 up to 157 999 000	1	
12	151 871 155 D	Main hinge, left from Chassis No. 158 000 001	1	
-	151 871 156	Main hinge, right up to Chassis No. 2 600 198	1	
-	151 871 156 A	Main hinge, right from Chassis No. 2 600 199 up to 4 846 835	1	
-	151 871 156 B	Main hinge, right from Chassis No. 4 846 836 up to 6 502 399	1	
-	151 871 156 C	Main hinge, right from Chassis No. 155 000 001 up to 157 999 000	1	
-	151 871 156 D	Main hinge, right from Chassis No. 158 000 001	1	
13	151 871 165	Bolt - 8x18.7 up to Chassis No. 151 3200 000	2	

MAIN GROUP



BODY

Convertible top

Key No.	Part No.	Description	Quantity	Type and model
-	151 871 165	Bolt - 8×18.7 from Chassis No. 2 967 313 up to 151 3200 000	2	
-	151 871 165 A	Bolt - 8×20 from Chassis No. 152 2000 001	4	
14	151 871 167	Bolt - 8×18.2 up to Chassis No. 151 3200 000	2	
-	151 871 167 A	Bolt - 8×17 from Chassis No. 152 2000 001	6	
-	151 871 169 A	Bolt - 12×14 from Chassis No. 152 2000 001	2	
-	151 871 171 A	Bolt - 8×23 from Chassis No. 152 2000 001	2	
15	151 871 173	Bolt - 8×30.2 up to Chassis No. 151 3200 000	2	
-	151 871 173 A	Bolt - 8×20.5 from Chassis No. 152 2000 001	2	
16	151 871 175	Bolt - 8×18.2 up to Chassis No. 151 3200 000	2	
-	151 871 175	Bolt 8×18.2 - Guide bar - Main bow up to Chassis No. 2 600 198	2	
-	151 871 175 A	Screw, fillister head Frame - Main hinge from Chassis No. 2 600 199 up to 2 967 312	2	
-	151 871 175 B	Bolt - 10×19.5 from Chassis No. 152 2000 001	2	
-	151 871 177	Bolt 8×25.8 - Main bow guide bar - Main hinge up to Chassis No. 4 846 835	2	
17	151 871 177 A	Bolt - 10×20.2 from Chassis No. 4 846 836 up to 151 3200 000	1	



Key No.	Part No.	Description	Quantity	Type and model
-	151 871 177 B	Bolt - 10×21 from Chassis No. 152 2000 001	2	
-	151 871 179 A	Bolt - 8×15.5 from Chassis No. 152 2000 001	2	
-	151 871 181 A	Washer 16×30×2 from Chassis No. 152 2000 001	2	
-	151 871 183 A	Washer 10×24×3.5 from Chassis No. 152 2000 001	2	
-	N 11 132 2	Nut, hex. M 8 up to Chassis No. 151 3200 000	2	
18	151 871 185	Washer 10.2×20×2 up to Chassis No. 151 3200 000	20	
19	151 871 185 A	Washer 12.2×20×2 from Chassis No. 4 846 836 up to 151 3200 000	2	
-	151 871 185 B	Washer 10×20×5 from Chassis No. 152 2000 001	6	
-	151 871 185 C	Washer 14×28×2 from Chassis No. 152 2000 001	2	
20	151 871 187	Washer 10.2×20×4 up to Chassis No. 151 3200 000	2	
-	151 871 187 A	Washer 10×20×2 from Chassis No. 152 2000 001	10	
-	151 871 189	Header - Top frame up to Chassis No. 1 600 439	1	
-	151 871 189 D	Header - Top frame from Chassis No. 1 600 440 up to 6 502 399	1	
-	151 871 189 E	Header - Top frame from Chassis No. 155 000 001 up to 157 999 000	1	
21	151 871 189 F	Header - Top frame from Chassis No. 158 000 001	1	
-	N 10 247 3	Bolt, hex. head M 8×35 from Chassis No. 155 000 001 up to 157 999 000	2	

MAIN GROUP



BODY

Convertible top

Key No.	Part No.	Description	Quantity	Type and model
22	N 10 330 2	Bolt, hex. head M 8×30 from Chassis No. 158 000 001	2	
23	N 11 528 1	Washer B 10.5 from Chassis No. 155 000 001	2	
24	N 14 233 1	Screw, countersunk head AM 6×25 from Chassis No. 155 000 001	2	
25	N 11 525 2	Washer A 8.4 from Chassis No. 155 000 001	2	
26	N 11 006 2	Nut, hex. M 6 from Chassis No. 155 000 001	2	
-	151 871 191	Wooden bow – Main bow up to Chassis No. 2 600 198	1	
27	151 871 191 A	Main bow from Chassis No. 2 600 199 up to 151 3200 000	1	
-	151 871 191 B	Main bow from Chassis No. 152 2000 001	1	
-	151 871 193	Wooden facing, left up to Chassis No. 2 600 198	1	
-	151 871 193 B	Wooden facing, inner, left from Chassis No. 2 600 199 up to 6 502 399	1	
-	151 871 193 C	Wooden facing, inner, left from Chassis No. 155 000 001 up to 150 2483 109	1	
-	151 871 194	Wooden facing, right up to Chassis No. 2 600 198	1	
-	151 871 194 B	Wooden facing, inner, right from Chassis No. 2 600 199 up to 6 502 399	1	
28	151 871 194 C	Wooden facing, inner, right from Chassis No. 155 000 001 up to 150 2483 109	1	
29	N 14 218 1	Screw, countersunk head AM 5×20 from Chassis No. 155 000 001 up to 150 2483 109	6	
30	151 871 195	Wooden strip – Wheelhousing, left up to Chassis No. 150 2483 109	1	
-	151 871 196	Wooden strip – Wheelhousing, right up to Chassis No. 150 2483 109	1	



Key No.	Part No.	Description	Quantity	Type and model
-	151 871 197 B 0/65 - 7/67	Facing - Main hinge, left from Chassis No. 156 000 001 up to 157 999 000 581 cloud white	1	
31	151 871 197 C 8/67 - 7/71	Facing - Main hinge, left from Chassis No. 158 000 001 up to 151 3200 000 581 cloud white	1	
-	151 871 197 D 8/71 -	Facing - Main hinge, left from Chassis No. 152 2000 001 581 cloud white	1	
-	151 871 198 B 0/65 - 7/67	Facing - Main hinge, right from Chassis No. 156 000 001 up to 157 999 000 581 cloud white	1	
-	151 871 198 C 8/67 - 7/71	Facing - Main hinge, right from Chassis No. 158 000 001 up to 151 3200 000 581 cloud white	1	
-	151 871 198 D 8/71 -	Facing - Main hinge, right from Chassis No. 152 2000 001 581 cloud white	1	
-	151 871 199	Rubber hair mat - Top cover up to Chassis No. 4 846 835	1	
-	151 871 199 A	Rubber hair mat - Top cover from Chassis No. 4 846 836 up to 6 502 399	1	
32	151 871 199 B	Padding - Top cover from Chassis No. 155 000 001 up to 151 3200 000	1	
-	151 871 199 C	Padding - Top cover from Chassis No. 152 2000 001	1	
-	151 871 211	Wooden facing, outer, left from Chassis No. 2 600 199 up to 6 502 399	1	
-	151 871 211 A	Wooden facing, outer, left from Chassis No. 155 000 001 up to 157 999 000	1	
33	151 871 211 B	Wooden facing, outer, left from Chassis No. 158 000 001 up to 151 3200 000	1	
-	151 871 212	Wooden facing, outer, right from Chassis No. 2 600 199 up to 6 502 399	1	
-	151 871 212 A	Wooden facing, outer, right from Chassis No. 155 000 001 up to 157 999 000	1	

MAIN GROUP



BODY

Convertible top

Key No.	Part No.	Description	Quantity	Type and model
-	151 871 212 B	Wooden facing, outer, right from Chassis No. 158 000 001 up to 151 3200 000	1	
34	151 871 341	Insert bar - Top frame header, center from Chassis No. 158 000 001	1	
35	151 871 343	Insert bar - Top frame header, left from Chassis No. 158 000 001	1	
36	151 871 344	Insert bar - Top frame header, right from Chassis No. 158 000 001	1	
-	151 871 345	Weatherstrip 38×18×1100 mm - 43 5/16 in. - Header nose up to Chassis No. 2 600 198	1	
37	151 871 345 A	Weatherstrip 28×18×1100 mm - 43 5/16 in. - Header nose from Chassis No. 2 600 199	1	
38	151 871 349 A	Weatherstrip 20×10×1230 mm - 48 7/16 in. - Header nose up to Chassis No. 157 999 000	1	
39	151 871 349 B	Weatherstrip profile - Top frame header from Chassis No. 158 000 001	1	
-	151 871 351	Supporting bar - Windshield frame, left and right up to Chassis No. 6 502 399	2	
40	151 871 351 A	Supporting bar - Windshield frame, left and right from Chassis No. 155 000 001	2	
-	151 871 353 A	Weatherstrip - Windshield frame and main bow up to Chassis No. 6 502 399	2	
41	151 871 353 B	Weatherstrip - Windshield frame and main bow from Chassis No. 155 000 001	2	
-	151 871 355	Insert bar, front - Top frame up to Chassis No. 6 502 399	2	
42	151 871 355 A	Insert bar, front - Top frame from Chassis No. 155 000 001 up to 151 3200 000	2	
-	151 871 355 B	Insert bar, front - Top frame from Chassis No. 152 2000 001	2	

Typ 1-9

Illustration 51



Key No.	Part No.	Description	Quantity	Type and model
-	151 871 357 B	Weatherstrip - Top frame up to Chassis No. 6 502 399	2	
43	151 871 357 C	Weatherstrip - Top frame from Chassis No. 155 000 001	2	
-	151 871 359	Insert bar - Top frame, rear up to Chassis No. 6 502 399	2	
44	151 871 359 A	Insert bar - Top frame, rear from Chassis No. 155 000 001 up to 151 3200 000	2	
-	151 871 359 B	Insert bar - Top frame, rear from Chassis No. 152 2000 001	2	
-	151 871 365	Guide bar - Top frame - Window weatherstrip .. up to Chassis No. 6 502 399	2	
45	151 871 365 A	Guide bar - Top frame - Window weatherstrip .. from Chassis No. 155 000 001 up to 151 3200 000	2	
-	151 871 367	Insert bar - Main bow up to Chassis No. 6 502 399	2	
46	151 871 367 A	Insert bar - Main bow from Chassis No. 155 000 001 up to 151 3200 000	2	
-	151 871 367 B	Insert bar - Main bow from Chassis No. 152 2000 001	2	
47	141 871 371	Guide pin for top header from Chassis No. 158 000 001	2	
48	151 871 373 A	Bush - Guide pin from Chassis No. 158 000 001	2	
49	151 871 375	Hook with sleeve for top lock upper part from Chassis No. 158 000 001	2	
50	151 871 377	Spring - Hook from Chassis No. 158 000 001	2	
51	151 871 379	Spring - Top lock upper part from Chassis No. 158 000 001	2	
52	N 13 745 1	Clinch pin A 6x15 from Chassis No. 158 000 001	2	

Key No.	Part No.	Description	Quantity	Type and model
53	N 13 746 1	Clinch pin A 6X22 from Chassis No. 158 000 001	4	
-	151 871 381	Locking device - Top up to Chassis No. 3 192 506	2	
-	151 871 381 A	Locking device - Top from Chassis No. 3 192 507 up to 6 502 399	2	
-	151 871 383	Lock upper part - Top from Chassis No. 155 000 001 up to 155 999 000	2	
-	151 871 383 A	Lock upper part - Top from Chassis No. 156 000 001 up to 157 999 000	2	
54	151 871 383 C	Lock upper part - Top from Chassis No. 158 000 001	2	
55	N 14 138 9	Screw, fillister head AM 6X10 from Chassis No. 158 000 001	2	
56	N 12 006 2	Lock washer B 6 from Chassis No. 158 000 001 up to 151 320 000	2	
-	N 11 695 2	Washer 6.1 from Chassis No. 152 2000 001	2	
-	N 12 227 3	Spring washer A 6 from Chassis No. 152 2000 001	2	
57	N 14 216 1	Screw, countersunk head AM 5X10 from Chassis No. 158 000 001	4	
-	N 11 960 1	Screw, countersunk raised head AM 5X15	6	
-	151 871 385	Lock, lower part, left - Top from Chassis No. 155 000 001 up to 157 999 000	1	
58	151 871 385 A	Lock, lower part, left - Top from Chassis No. 158 000 001	1	
59	N 14 276 1	Screw, countersunk raised head AM 6X12 from Chassis No. 155 000 001	x	
-	151 871 386	Lock, lower part, right - Top from Chassis No. 155 000 001 up to 157 999 000	1	
-	151 871 386 A	Lock, lower part, right - Top from Chassis No. 158 000 001	1	



Key No.	Part No.	Description	Quantity	Type and model
-	151 871 387	Handle - Top up to Chassis No. 157 999 000	2	
-	141 871 901	Snap catch, left up to Chassis No. 3 063 540	1	
60	151 871 391 A	Snap catch from Chassis No. 3 063 541	2	
61	N 11 367 2	Tapping screw, cheese head B 3.5X9.5	4	
-	141 871 902	Snap catch, right up to Chassis No. 3 063 540	1	
-	151 871 395	Bracket - Snap catch, left up to Chassis No. 3 063 540	1	
-	151 871 396	Bracket - Snap catch, right up to Chassis No. 3 063 540	1	
62	151 871 397	Rubber buffer - Snap catch from Chassis No. 3 063 541	2	
63	N 11 960 1	Screw, countersunk raised head AM 5X15	2	
-	151 871 399	Hook - Snap catch from Chassis No. 3 063 541 up to 6 263 193	2	
-	N 11 822 2	Screw, countersunk raised head AM 4X8 from Chassis No. 3 063 541 up to 6 263 193	4	
-	151 871 409	Sealing strip, left - Main bow up to Chassis No. 6 502 399	1	
64	151 871 409 A	Sealing strip, left - Main bow from Chassis No. 155 000 001	1	
-	151 871 410	Sealing strip, right - Main bow up to Chassis No. 6 502 399	1	
-	151 871 410 A	Sealing strip, right - Main bow from Chassis No. 155 000 001	1	
-	151 871 411	Cover plate - Main bow pillar, left up to Chassis No. 6 502 399	1	
-	151 871 412	Cover plate - Main bow pillar, right up to Chassis No. 6 502 399	1	

MAIN GROUP



BODY

Convertible top

Key No.	Part No.	Description	Quantity	Type and model
-	151 871 419	Molding – Header nose up to Chassis No. 2 533 099	1	
-	N 11 456 1	Tapping screw, countersunk raised head B 2.9×16	2	
-	151 871 425 A	Molding – Rear bow up to Chassis No. 157 250 032	1	
-	N 15 621 1	Wood screw, countersunk raised head 2.7×25 .. up to Chassis No. 157 250 032	2	
-	151 871 431	Molding – Rear support up to Chassis No. 157 250 032	1	
65	151 813 915	Bow rear – Center part from Chassis No. 157 250 033 up to 151 3200 000	1	
66	151 813 917	Bow rear – Side panel, left from Chassis No. 157 250 033 up to 151 3200 000	1	
-	151 813 918	Bow rear – Side panel, right from Chassis No. 157 250 033 up to 151 3200 000	1	
67	151 871 431 A	Molding – Rear support from Chassis No. 157 250 033 up to 158 469 660	1	
68	N 14 083 1	Tapping screw, countersunk raised head B 2.9×16 from Chassis No. 157 250 033 up to 158 469 660	2	
-	N 11 578 1	Cone washer 3.7 from Chassis No. 158 469 661	4	
-	N 14 085 1	Tapping screw, countersunk raised head B 3.5×9.5 from Chassis No. 158 469 661	2	
-	151 871 435	Sealing strip under moldings up to Chassis No. 157 250 032	*	
-	151 871 449	Frame – Rear window from Chassis No. 1 – 397 023 up to 1 600 439	1	
-	151 871 449 A	Frame – Rear window from Chassis No. 1 600 440 up to 4 846 835	1	
69	151 871 449 D	Frame – Rear window from Chassis No. 4 846 836	1	

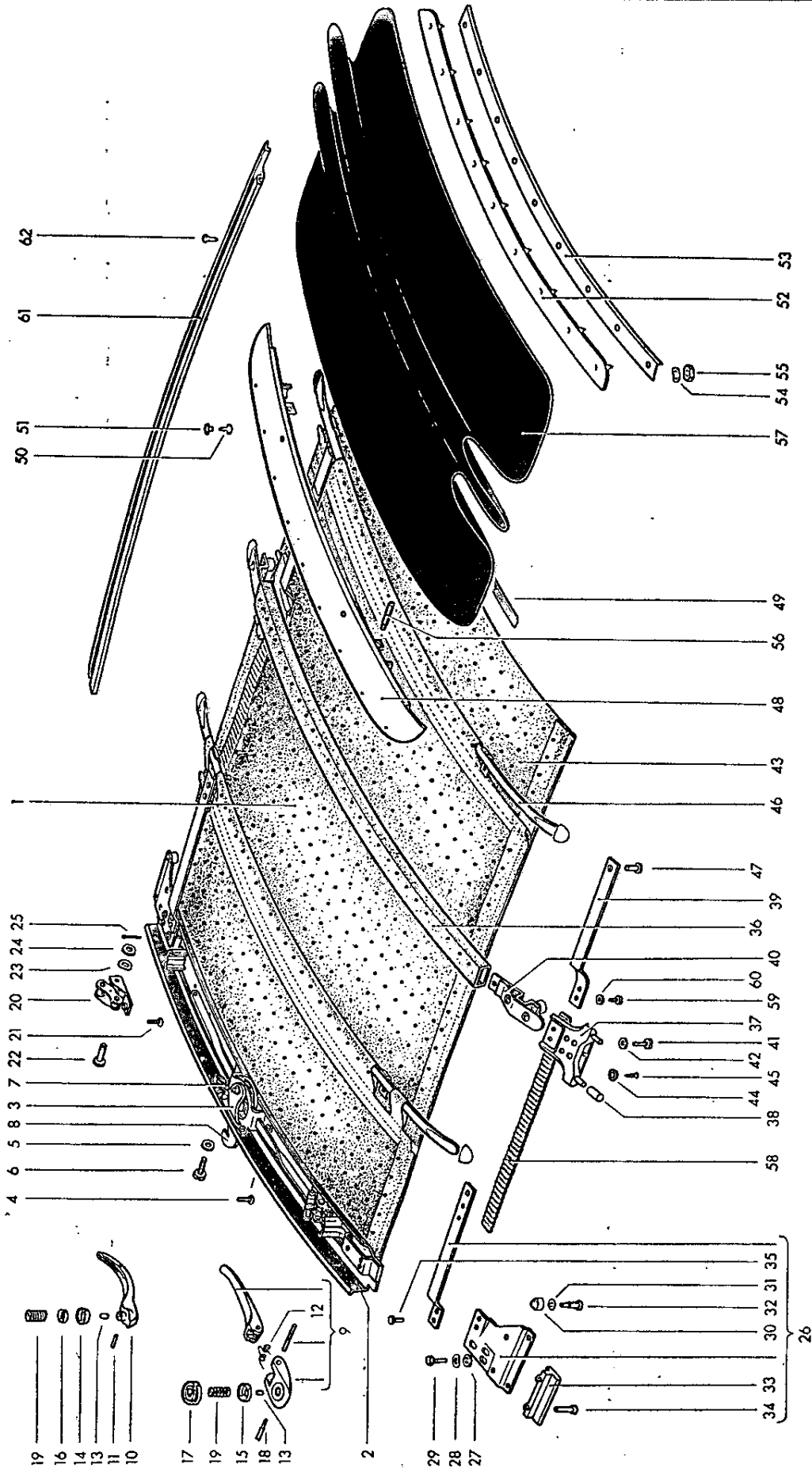
Typ 1-6

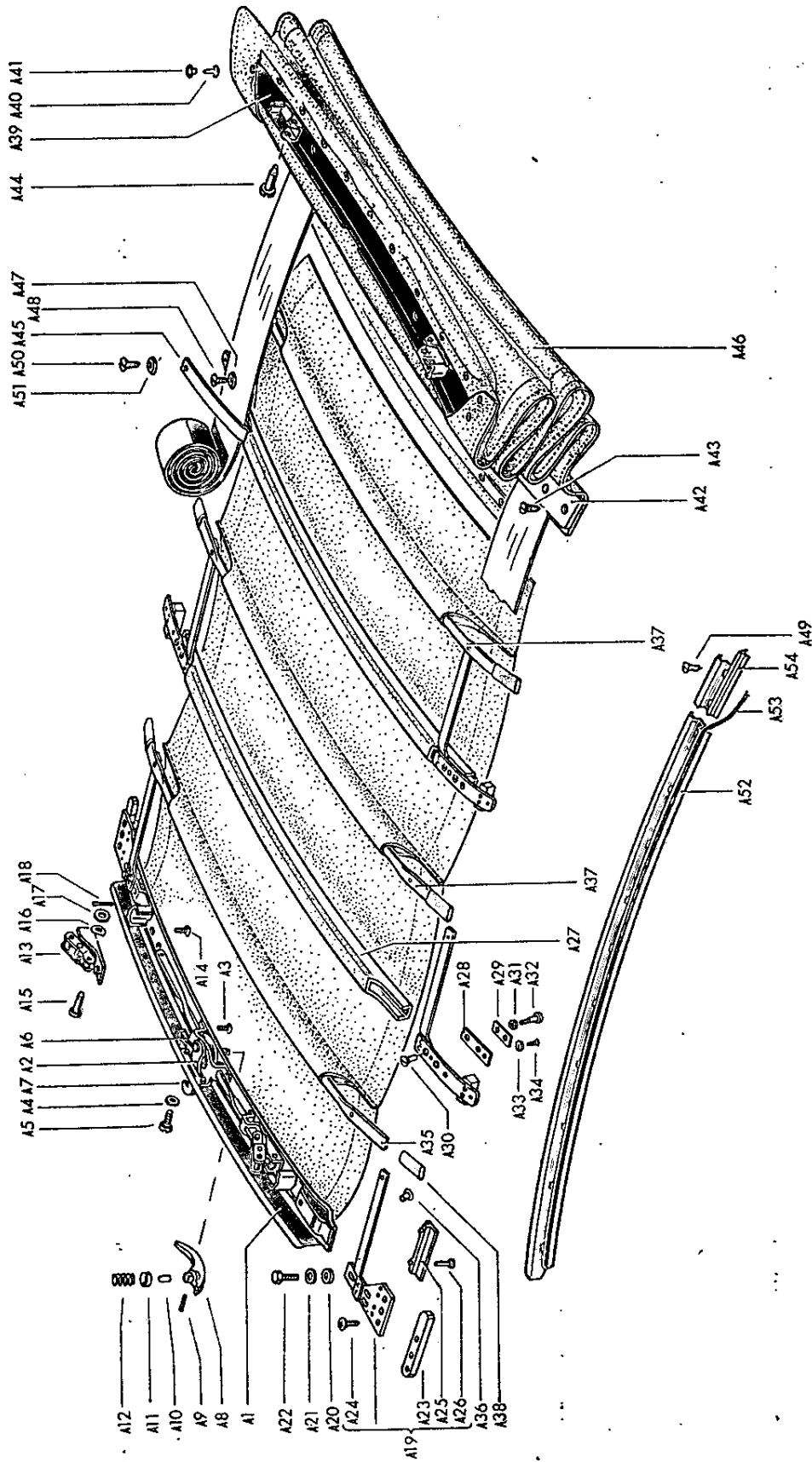
Illustration **51**

8-224c



Key No.	Part No.	Description	Quantity	Type and model
-	151 871 471	Brass pin 12 mm - 15/32 in.	80	
-	151 871 473	Tack 14 mm - 9/16 in.	10	
-	151 871 475	Button nail up to Chassis No. 6 502 399	6	
	8/60 - 7/64	466 silver beige		
-	151 871 475 A	Button nail from Chassis No. 155 000 001 up to 151 3200 000	6	
	8/64 -	581 cloud white	4	
70	151 871 953	Spring - Tensioning wire	2	
71	151 871 955	Tensioning wire - Top cover up to Chassis No. 151 3200 000	2	
-	151 871 955 A	Tensioning wire, side - Top cover from Chassis No. 152 2000 001	2	
72	151 871 957	Tensioning wire, rear - Top cover from Chassis No. 157 250 033	1	
73	N 11 006 2	Nut, hex. M 6 from Chassis No. 157 250 033	2	





Key No.	Part No.	Description	Quantity	Type and model
SLIDING ROOF				
		up to Chassis No. 5 677 118		115-118
		from Chassis No. 5 677 119 up to 117 999 000		115, 116
-	117 875 025 A	Bows with roof cover		
		from Chassis No. 1 - 929 746 up to 4 846 835	1	
		from Chassis No. 4 846 836 up to 5 677 118	1	115, 116
	8/55 - 7/60	● 075 light beige / superseded by: 117 875 025 B (466)		
	8/55 - 7/60	● 573 light grey/superseded by: 117 875 025 B (466)		
	8/60 - 2/61	395 ice blue		
	8/60 - 7/63	● 466 silver beige/superseded by: 117 875 025 B (466)		
1	117 875 025 B	Bows with roof cover (leatherette)		
		from Chassis No. 4 846 836 up to 5 677 118	1	117, 118
		from Chassis No. 5 677 119	1	
	8/62 - 7/64	466 silver beige		
	8/64 - 7/67	581 cloud white		
A 1	115 875 105	Locking bow with lock and longitudinal guide ...	1	
		up to Chassis No. 1 - 929 745		
2	115 875 105 B	Locking bow with lock and longitudinal guide ...	1	
		from Chassis No. 1 - 929 746		
A 2	115 875 151	Lock - Sliding roof	1	
		up to Chassis No. 1 - 929 745		
3	115 875 151 B	Lock - Sliding roof	1	
		from Chassis No. 1 - 929 746		
		(use 115 875 219 as well		
		up to Chassis No. 4 846 835)		
4/A 3	N 14 264 1	Screw, countersunk raised head AM 5x10	2	
5/A 4	N 12 225 1	Spring washer B 5	2	
6/A 5	N 10 704 2	Screw, cheese head AM 5x10	2	
7/A 6	115 875 199	Spring - Roof lock	1	
8/A 7	115 875 205	Locking hook - Sliding roof lock	1	
9	115 875 219	Locking handle	1	
		from Chassis No. 4 846 836		
10/A 8	115 875 221 A	Locking handle	1	
		up to Chassis No. 4 846 835		
11/A 9	N 12 810 1	Dowel pin, grooved 3x10	1	
		up to Chassis No. 4 846 835		



Key No.	Part No.	Description	Quantity	Type and model
12	115 875 223	Spring – Locking handle from Chassis No. 4 846 836	1	
13/A 10	111 837 231	Buffer – Locking handle 1	1	
14	113 837 235 A 8/55 – 7/62	Escutcheon 1 from Chassis No. 1 – 929 746 up to 4 846 835 567 ivory	1	
15	115 875 225 A	Escutcheon – Locking handle, lower 1 from Chassis No. 4 846 836	1	
16/A 11	115 875 227	Escutcheon – Locking handle, upper 1 up to Chassis No. 4 846 835	1	
17	115 875 227 A	Escutcheon – Locking handle, upper 1 from Chassis No. 4 846 836	1	
18	115 875 231	Stud – Locking handle 1 from Chassis No. 4 846 836	1	
19/A 12	115 875 235	Spring – Escutcheon 1	1	
20/A 13	225 875 255 A	Tensioner – Roof 2	2	
21/A 14	N 14 264 1	Screw, countersunk raised head AM 5×10 6	6	
22/A 15	N 13 241 1	Bolt 6×22×17.5 – Roof tensioner 2	2	
23/A 16	N 12 226 2	Spring washer B 6 2	2	
24/A 17	N 11 524 4	Washer A 6.4 6	6	
25/A 18	N 12 507 1	Cotter pin 1.5×15 2	2	
A 19	115 875 305	Plate – Longitudinal guide, left 1 up to Chassis No. 1 – 929 745	1	
26	115 875 305 A	Plate – Longitudinal guide, left 1 from Chassis No. 1 – 929 746	1	
	115 875 306	Plate – Longitudinal guide right 1 up to Chassis No. 1 – 929 745	1	
	115 875 306 A	Plate – Longitudinal guide, right 1 from Chassis No. 1 – 929 746	1	

MAIN GROUP



BODY

Sliding roof

Key No.	Part No.	Description	Quantity	Type and model
27/A 20	N 11 652 1	Washer 7	6	
28/A 21	N 12 226 2	Spring washer B 6	6	
29/A 22	N 10 210 7	Bolt, hex. head M 6×10	6	
A 23	115 875 321	Guide piece, front (pressed leather) up to Chassis No. 1 – 929 745	2	
A 24	N 14 270 1	Screw, countersunk raised head AM 5×13	6	
30	115 875 325 B	Guide roller	6	
		from Chassis No. 1 – 929 746		
31	115 875 327	Spring washer for guide roller	6	
		from Chassis No. 1 – 929 746		
32	115 875 329	Rivet – Guide roller	6	
33/A 25	115 875 335 B	Locking plunger	2	
34/A 26	N 13 680 1	Rivet B 4×15	4	
–	115 875 345	Countersunk screw – Locking plunger	8	
		up to Chassis No. 1 – 929 745		
35	N 13 670 1	Rivet B 5×10	4	
A 27	115 875 357	Guide bow	2	
		up to Chassis No. 1 – 929 745		
36	115 875 357 A	Guide bow	1	
		from Chassis No. 1 – 929 746		
A 28	115 875 361 A	Guide plate	4	
		up to Chassis No. 1 – 929 745		
A 29	115 875 365	Anti-rattle packing – Guide plate	4	
		up to Chassis No. 1 – 929 745		
37	115 875 369	Fittings – Guide bow	2	
		from Chassis No. 1 – 929 746		
38	115 875 375	Locking roller – Guide bow	4	
		from Chassis No. 1 – 929 746		

Typ 1-22

Illustration **52 + A52**



Key No.	Part No.	Description	Quantity	Type and model
-	115 875 382	Spring bar, right up to Chassis No. 1 - 929 745	2	
39	115 875 391 A	Folding bar, rear from Chassis No. 1 - 929 746	2	
A 30	115 875 395	Female screw up to Chassis No. 1 - 929 745	8	
A 31	N 12 105 1	Spring washer A 6.4 up to Chassis No. 1 - 929 745	8	
A 32	N 10 820 1	Screw, fillister head BM 5×20 up to Chassis No. 1 - 929 745	8	
40	115 875 405	Sliding piece - Guide bow from Chassis No. 1 - 929 746	2	
41	N 10 704 2	Screw, cheese head AM 5×10 from Chassis No. 1 - 929 746	4	
42	N 12 225 1	Spring washer B 5 from Chassis No. 1 - 929 746	4	
43	117 875 503 A	Lining - Roof, center (leatherette) from Chassis No. 1 - 929 746 466 silver beige 581 cloud white	1	
	8/55 - 7/64			
	8/64 - 7/66			
44/A 33	N 11 701 1	Cone washer A 4.4 from Chassis No. 1 - 929 746	2	
45/A 34	N 11 472 1	Tapping screw, countersunk raised head B 4.2×13	2	
46	115 875 511	Tensioning bow from Chassis No. 1 - 929 746	2	
47	N 13 661 2	Rivet B 4×8 from Chassis No. 1 - 929 746	4	
A 35	115 875 513	Tensioning bow, front up to Chassis No. 1 - 929 745	1	
A 36	N 13 667 2	Rivet B 5×6 from Chassis No. 1 - 929 746	6	



Key No.	Part No.	Description	Quantity	Type and model
A 37	115 875 515	Tensioning bow, center and rear up to Chassis No. 1 - 929 745	2	
A 38	115 875 519	Rubber sleeve up to Chassis No. 1 - 929 745	6	
-	115 875 521	Edge strip - Roof lining, front	2	
A 39	115 875 531	Header - Roof cover up to Chassis No. 1 - 929 745	1	
48	115 875 531 B	Header - Roof cover from Chassis No. 1 - 929 746	1	
-	225 875 549	Weatherstrip, header - Roof cover from Chassis No. 1 - 929 746 up to 1 600 439	1	
49	115 875 549 B	Weatherstrip, header - Roof cover from Chassis No. 1 600 440	1	
50/A 40	N 13 506 3	Tubular rivet, lower part AN 4x8x6	11	
51/A 41	N 13 516 1	Tubular rivet, upper part 4x8	11	
52	115 875 553	Tensioning strip from Chassis No. 1 181 041	1	
A 42	115 875 555	Tensioning strip up to Chassis No. 1 181 040	1	
A 43	115 875 561	Screw, countersunk head up to Chassis No. 1 - 929 745	11	
53	115 875 563	Metal strip - Tensioning strip from Chassis No. 1 181 041	1	
54	N 12 226 2	Spring washer B 6	9	
55	N 11 006 2	Nut, hex. M 6	9	
A 44	115 875 565	Mounting pin - Header to locking bow up to Chassis No. 1 - 929 745	2	
56	115 875 565 A	Mounting pin - Header to locking bow from Chassis No. 1 - 929 746	2	
A 45	115 875 571	Cover plate spring bar - Guide bow up to Chassis No. 1 - 929 745	4	



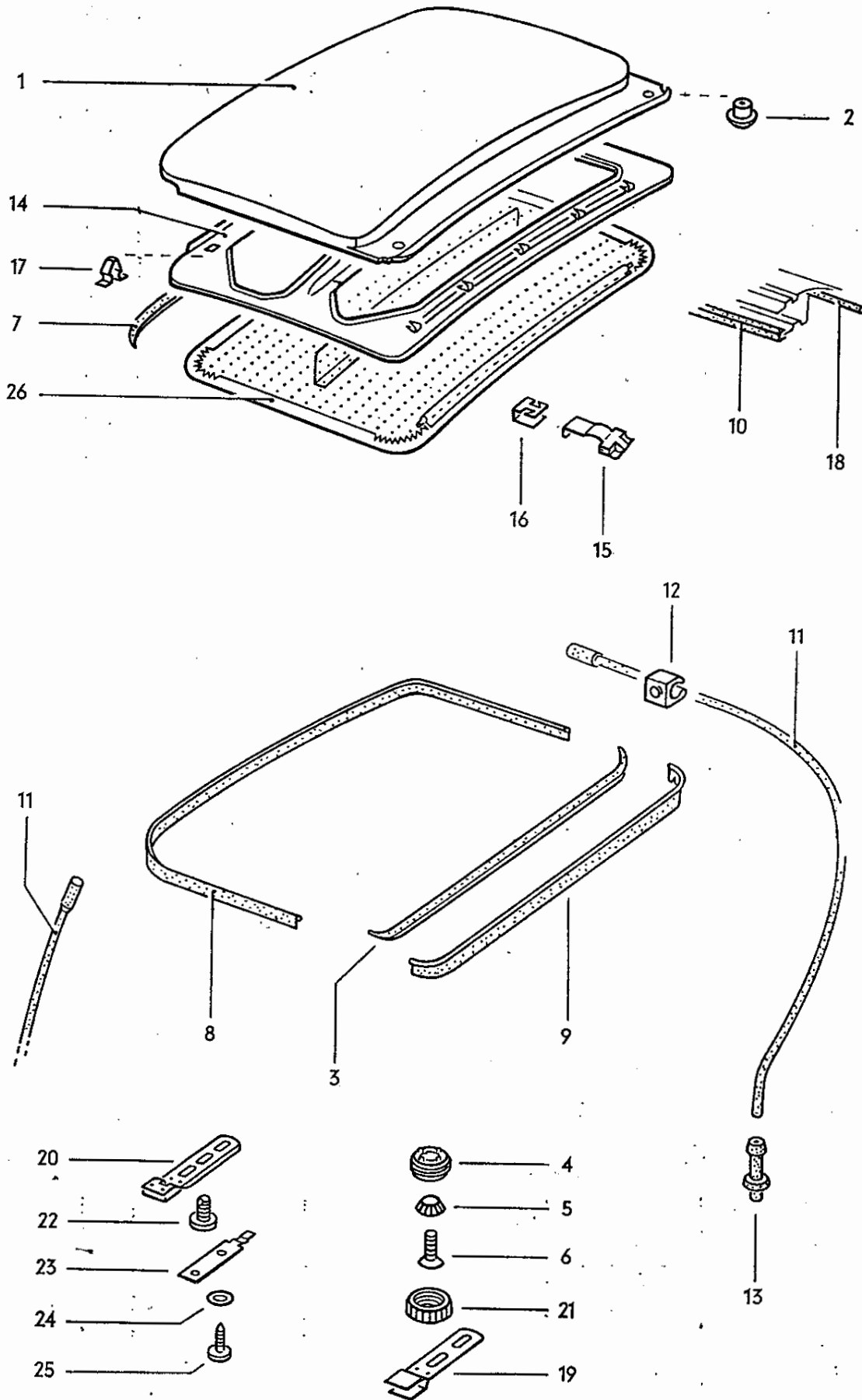
Key No.	Part No.	Description	Quantity	Type and model
A 46	115 875 575	Cover - Sliding roof	1	
		up to Chassis No. 1 - 929 745		
	1/47 - 7/55	019 Atlantic green vehicle color: L 19 Atlantic green, L 13 medium green, L 315 jungle green		
	1/47 - 7/55	035 metallic blue vehicle color: L 35 metallic blue, L 36 azure, L 37 medium blue		
	1/47 - 7/55	041 black vehicle color: L 41 black		
	1/47 - 7/55	213 Iceland green vehicle color: L 213 Iceland green, L 11 pastel green, L 313 reed green		
	1/47 - 7/55	227 strato silver vehicle color: L 225 Jupiter grey, L 227 strato silver		
	1/47 - 7/55	271 Texas brown vehicle color: L 271 Texas brown		
	1/47 - 7/55	275 light beige vehicle color: L 275 light beige, L 90 sand, L 272 Sahara beige, L 370 Nile beige		
	1/47 - 7/55	324 Polar silver vehicle color: L 324 Polar silver, L 21 pearl grey		
	1/47 - 7/55	351 coral red vehicle color: L 351 coral red		
	1/47 - 7/55	378. Prairie beige vehicle color: L 276 ultramaroon, L 73 chestnut brown		
	1/47 - 7/55	412. diamond green vehicle color: L 412 diamond green		
-	115 875 575 A	Cover - Sliding roof	1	
		from Chassis No. 1 - 929 746 up to 1 - 1 024 646		
	8/55 - 11/55	001 blue vehicle color: L 37 medium blue		
	8/55 - 11/55	041 black vehicle color: L 41 black, L 315 jungle green		
	8/55 - 11/55	225 Jupiter grey vehicle color: L 225 Jupiter grey		
	8/55 - 11/55	227 strato silver vehicle color: L 227 strato silver		
	8/55 - 11/55	313 reed green vehicle color: L 313 reed green		
	8/55 - 11/55	324 Polar silver vehicle color: L 324 Polar silver		
	8/55 - 11/55	370 Nile beige vehicle color: L 370 Nile beige		

Key No.	Part No.	Description	Quantity	Type and model
-	115 875 575 B	Cover - Sliding roof	1	
		from Chassis No. 1 - 1 024 647 up to 1 181 040		
	12/55 - 4/56	041 black vehicle color: L 41 black, L 37 medium blue		
	12/55 - 4/56	227 strato silver vehicle color: L 227 strato silver		
	12/55 - 4/56	313 reed green vehicle color: L 313 reed green		
	12/55 - 4/56	315 jungle green vehicle color: L 315 jungle green		
	12/55 - 4/56	324 Polar silver vehicle color: L 324 Polar silver		
	12/55 - 4/56	331 horizon blue vehicle color: L 331 horizon blue		
	12/55 - 4/56	351 coral red vehicle color: L 351 coral red		
	12/55 - 4/56	370 Nile beige vehicle color: L 370 Nile beige		
57	115 875 575 C	Cover - Sliding roof		
		from Chassis No. 1 181 041		
	5/56 - 7/64	041 black L 41 black		
	5/56 - 7/64	225 Jupiter grey vehicle color: L 225 Jupiter grey		
	5/56 - 7/64	324 Polar silver vehicle color: L 324 Polar silver		
	5/56 - 7/64	346 Mango green vehicle color: L 346 Mango green		
	5/56 - 7/66	360 sea blue vehicle color: L 360 sea blue		
	5/56 - 7/64	363 arctic vehicle color: L 363 arctic		
	5/56 - 7/64	380 turquoise vehicle color: L 380 turquoise		
	5/56 - 7/64	390 gulf blue vehicle color: L 390 gulf blue		
	5/56 - 7/64	391 pastel blue vehicle color: L 391 pastel blue		
	5/56 - 7/64	403 grey-blue vehicle color: L 334 glacier blue, L 434 fjord blue, L 331 horizon blue		
	5/56 - 7/64	412 diamond grey vehicle color: L 243 diamond grey, L 412 diamond grey		
	5/56 - 7/64	419 Ceramic green vehicle color: L 419 Ceramic green		
	5/56 - 7/64	436 indigo blue vehicle color: L 436 indigo blue, L 335 capri		
	5/56 - 7/64	440 flint grey vehicle color: L 440 flint grey		



Key No.	Part No.	Description	Quantity	Type and model
	5/56 -	456 ruby red vehicle color: L 456 ruby red, L 351 coral red		
	5/56 - 7/64	469 anthracite vehicle color: L 469 anthracite		
	5/56 - 7/64	478 beryl green vehicle color: L 478 beryl green		
	5/56 - 7/64	573 light grey vehicle color: L 451 indian red, L 378 Prairie beige		
	5/56 - 7/64	588 blue-green vehicle color: L 240 agave		
	5/56 - 7/64	601 dull green vehicle color: L 14 mignonette, green L 313 reed green		
	5/56 - 7/64	603 earth brown vehicle color: L 245 light bronze, L 343 Kalahari beige		
	5/56 - 7/64	611 jade green vehicle color: L 344 rush green, L 349 jade green		
	5/56 -	087 pearl white vehicle color: L 087 pearl white		
	8/64 -	595 fontana grey vehicle color: L 595 fontana grey		
	8/66 -	633 VW blue vehicle color: L 633 VW blue		
A 47	N 11 701 1	Cone washer A 4.4 up to Chassis No. 1 - 929 745	10	
A 48	N 10 970 1	Screw, countersunk head AM 4x8 up to Chassis No. 1 - 929 745	10	
58	115 875 581 A	Strap from Chassis No. 1 - 929 746	2	
59/A 49	N 10 703 2	Screw, cheese head AM 4x8 from Chassis No. 1 - 929 746	4	
60	N 12 224 1	Spring washer B 4 from Chassis No. 1 - 929 746	4	
A 50	N 11 951 1	Screw, countersunk raised head AM 4x7 K up to Chassis No. 1 - 929 745	4	
A 51	N 11 701 1	Cone washer A 4.4 up to Chassis No. 1 - 929 745	4	
A 52	115 875 705	Guide bar, front, left up to Chassis No. 1 - 929 745	1	
-	115 875 706	Guide bar, front, right up to Chassis No. 1 - 929 745	1	

Key No.	Part No.	Description	Quantity	Type and model
-	115 875 709 D	Guide bar, left from Chassis No. 1 - 929 746	1	
61	115 875 710 D	Guide bar, right from Chassis No. 1 - 929 746	1	
A 53	N 60 310 2	Beading, length (950 mm - 37 ¹³ / ₃₂ in.) - Guide bar up to Chassis No. 1 - 929 745	*	
A 54	115 875 725 A	Guide bar, rear, left up to Chassis No. 1 - 929 745	1	
-	115 875 725 C	Guide bar, rear, left from Chassis No. 1 - 929 746	1	
-	115 875 726 A	Guide bar, rear, right up to Chassis No. 1 - 929 745	1	
-	115 875 726 C	Guide bar, rear, right from Chassis No. 1 - 929 746	1	
62	N 10 980 1	Screw, countersunk head AM 5X10	10	
-	N 11 051 1	Nut, square, M 5	10	

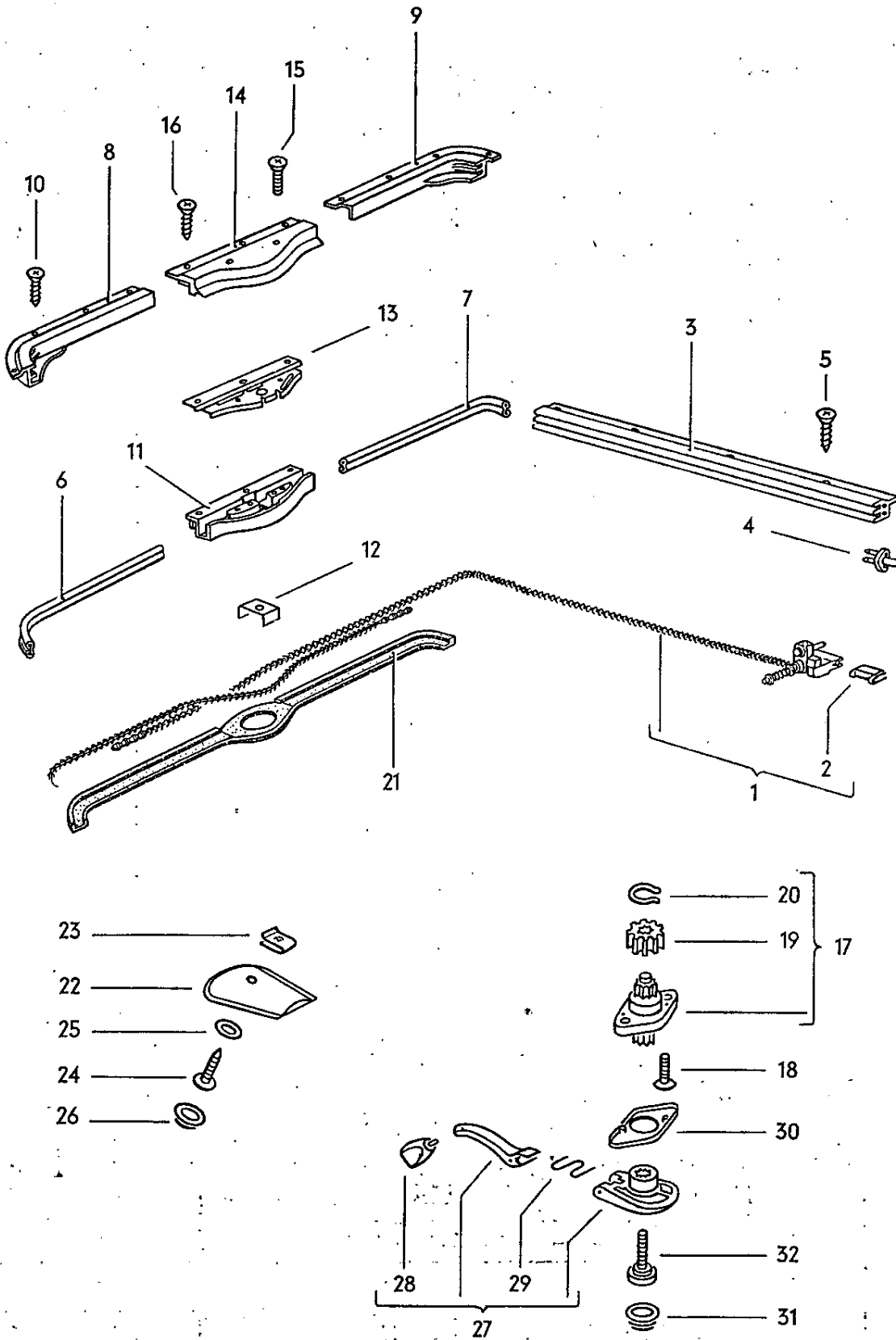




Key No.	Part No.	Description	Quantity	Type and model
STEEL SLIDING ROOF				
from Chassis No. 5 677 119 up to 117 999 000				117, 118
from Chassis No. 118 000 001				115-118
1	117 877 071 A	Panel - Steel sliding roof (use 2 pieces 117 877 481 A and 2 pieces 117 877 497 up to Chassis No. 117 330 740)	1	
2	*117 877 205 A	Plug rear - Steel sliding roof panel	2	
3	*117 877 209 A	Weatherstrip (foam rubber) rear - Steel sliding roof panel	1	
4	*117 877 217 A	Threaded plate M 42X1 up to Chassis No. 117 330 740	2	
5	N 12 128 2	Shake-proof washer V 6.4 up to Chassis No. 117 330 740	2	
6	N 14 228 1	Screw, countersunk head AM 6X12 up to Chassis No. 117 330 740	2	
7	*117 877 221	Felt strip - Steel sliding roof frame	1	
8	*117 877 223 C	Weatherstrip, front - Steel sliding roof panel	1	
9	*117 877 225 B	Weatherstrip, rear - Steel sliding roof panel	1	
10	*313 877 227	Beading, side	2	
11	*117 877 233 A	Water drain hose	4	
12	*117 877 239 A	Retainer - Water drain hose	2	
13	117 877 241	Rubber valve - Water drain hose	4	
14	*117 877 259 A	Frame - Roof panel lining	1	
15	*313 877 275	Slide - Frame	2	
16	*313 877 277	Clip - Slide	2	
17	*313 877 281	Clip - Frame	5	



Key No.	Part No.	Description	Quantity	Type and model
18	*411 877 297	Weatherstrip - Steel sliding roof frame	1	
19	117 877 481	Guide, front up to Chassis No. 117 330 740	2	
20	*117 877 481 A	Guide, front from Chassis No. 117 330 741	2	
21	117 877 495 A	Knurled nut M 42x1 up to Chassis No. 117 330 740	2	
22	*117 877 497	Screw, countersunk M 10x1 - Guide, front from Chassis No. 117 330 741	2	
23	*117 877 499	Lock plate - Guide, front	2	
24	N 12 225 1	Spring washer B 5	4	
25	N 14 131 2	Screw, fillister head AM 5x15	4	
26	117 877 505 A 8/63 - 7/64 8/64 -	Lining - Roof, center 466 silver beige 581 cloud white	1	

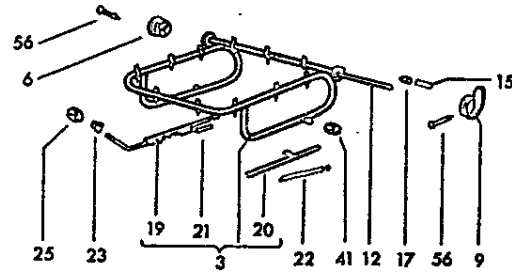
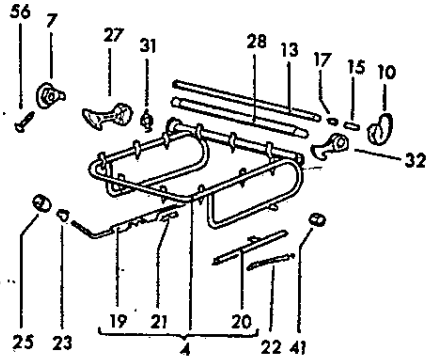
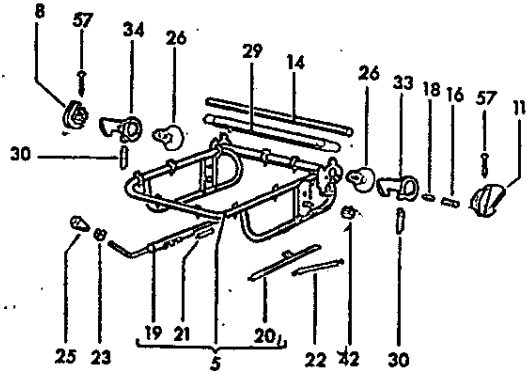
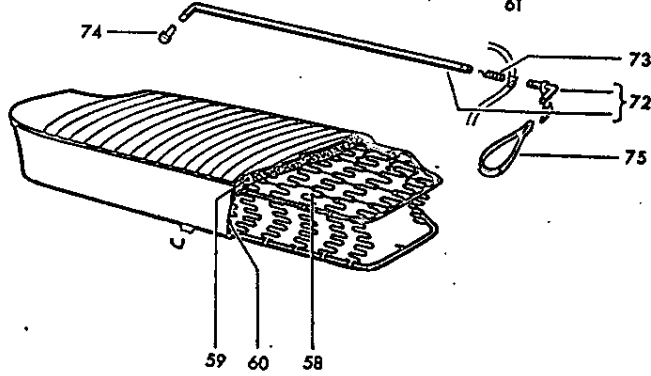
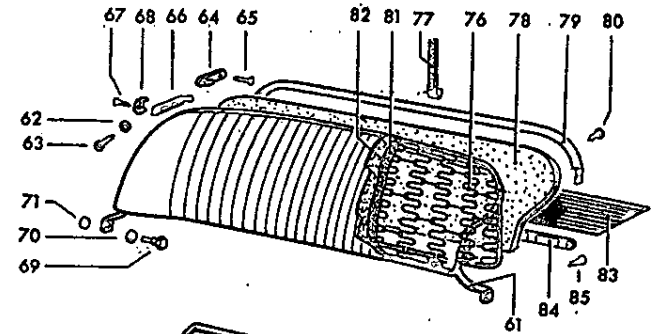
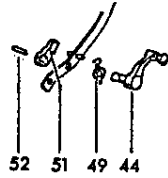
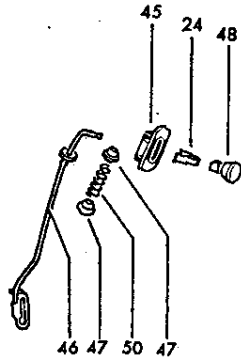
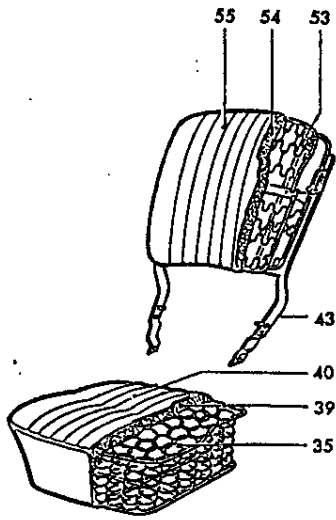
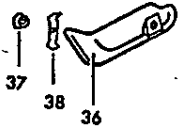



Key No.	Part No.	Description	Quantity	Type and model
STEEL SLIDING ROOF PARTS				
				117, 118
				115-118
		from Chassis No. 5 677 119 up to 117 999 000		
		from Chassis No. 118 000 001		
(1)	*117 877 305 A	Guide rear left with cable	1	
1	*117 877 306 A	Guide rear right with cable	1	
2	313 877 307 A	Guide piece - Guide	2	
(3)	117 877 355	Guide rail, left	1	
		up to Chassis No. 115 929 750		
	8/63 - 7/64	466 silver beige		
	8/64 - 5/65	581 cloud white		
(3)	*117 877 355 A	Guide rail, left	1	
		from Chassis No. 115 929 751		
	4/65 -	581 cloud white		
(3)	117 877 356	Guide rail, right	1	
		up to Chassis No. 115 929 750		
	8/63 - 7/64	466 silver beige		
	8/64 - 5/65	581 cloud white		
3	*117 877 356 A	Guide rail, right	1	
		from Chassis No. 115 929 751		
	4/65 -	581 cloud white		
4	*313 877 359	Retainer - Guide rail	2	
5	N 14 085 1	Tapping screw, countersunk head	8	
		B 3.5x9.5		
6	*117 877 363 A	Cable channel, lower part, front left	1	
		from Chassis No. 115 929 751		
(6)	117 877 363 B	Cable channel, lower part, front left	1	
		up to Chassis No. 115 929 750		
7	*117 877 364 A	Cable channel, lower part, front right	1	
		from Chassis No. 115 929 751		
(7)	117 877 364 B	Cable channel, lower part, front right	1	
		up to Chassis No. 115 929 750		
8	*117 877 365 A	Cable channel, upper part, front left	1	
	8/63 - 7/64	466 silver beige		
	8/64 -	581 cloud white		
9	*117 877 366 A	Cable channel, upper part, front right	1	
	8/63 - 7/64	466 silver beige		
	8/64 -	581 cloud white		



Key No.	Part No.	Description	Quantity	Type and model
10	N 14 085 1	Tapping screw, countersunk head B 3.5×9.5	8	
11	*313 877 369 A	Guide housing – Cable	1	
12	241 877 373	Tensioning plate – Guide housing center	x	
13	*313 877 373	Reinforcement plate – Guide housing	1	
14	*313 877 375 B 8/63 - 7/64 8/64 -	Cover – Guide housing	1	466 silver beige 581 cloud white
15	N 14 255 1	Screw, countersunk raised head AM 4×12	2	
16	N 14 087 3	Tapping screw, countersunk head B 3.5×16	3	
-	313 877 385	Filling piece – Guide housing, lower part	x	from Chassis No. 115 929 751
17	*117 877 403	Winding gear	1	from Chassis No. 118 000 001
(17)	313 877 403	Winding gear	1	up to Chassis No. 117 999 000
18	N 14 212 2	Screw, countersunk head AM 4×20	2	
19	313 877 407	Pinion – Winding gear	1	
20	N 12 405 1	Circlip 5×0.6	1	
21	*117 877 415	Rubber strip, front – Sliding roof	1	
22	*117 877 433 8/63 - 7/64 8/64 -	Finger plate	1	466 silver beige 581 cloud white
23	N 15 422 2	Speed nut B 4.2	1	
24	*311 867 167	Tapping screw 4.2×13 – Finger plate	1	
25	N 12 224 1	Spring washer B 4	1	
26	*311 867 169 8/63 - 7/64 8/64 -	Cap – Tapping screw	1	466 silver beige 581 cloud white

Key No.	Part No.	Description	Quantity	Type and model
27	*117 877 453 8/67 -	Winder from Chassis No. 118 000 001 581 cloud white	1	
(27)	313 877 453 8/63 - 7/64 8/64 - 7/67	Winder up to Chassis No. 117 999 000 466 silver beige 581 cloud white	1	
28	313 877 457 8/63 - 7/64 8/64 -	Knob - Winder 466 silver beige 581 cloud white	1	
29	313 877 459 A	Spring - Winder	1	
30	*313 877 465 8/63 - 7/64 8/64 -	Escutcheon - Winding gear 466 silver beige 581 cloud white	1	
(32)	313 877 471	Screw - Winder up to Chassis No. 117 999 000	1	
31	*311 867 169 8/63 - 7/64 8/64 - 7/67	Cap - Screw up to Chassis No. 117 999 000 466 silver beige 581 cloud white	1	
32	N 14 257 1	Tapping screw, countersunk raised head AM 4x8 from Chassis No. 118 000 001	1	



MAIN GROUP



BODY

Seats

Key No.	Part No.	Description	Quantity	Type and model
		FRONT SEAT		111-118, 151, 152
-	111 881 037	Seat, front (with muslin covering) from Chassis No. 1 600 440 up to 115 999 000 (when used as right seat, change adjusting cams to other side of seat)	2	111, 112, 115, 116
-	111 881 037 A	Seat, front (with muslin covering) from Chassis No. 116 000 001 up to 117 728 433 (when used as right seat, change adjusting cams to other side of seat)	2	111, 112, 115, 116
-	111 881 037 D	Seat, front (with muslin covering) from Chassis No. 119 000 001 up to 110 21200 000	2	111, 112, 115, 116
-	111 881 037 E	Seat, front (with muslin covering) from Chassis No. 111 2000 001	2	111, 112, 115, 116
-	113 881 037	Seat, front (with muslin covering) from Chassis No. 3 192 507 up to 115 999 000	2	113, 114, 117, 118, 151, 152
		from Chassis No. 117 728 434 up to 118 1016 100 (when used as right seat, change adjusting cams to other side of seat)	2	111, 112, 115, 116
-	113 881 037 C	Seat, front, left (with muslin covering) from Chassis No. 116 000 001 up to 118 1016 100	2	113, 114, 117, 118, 151, 152; M 34, M 179
1	113 881 037 E	Seat, front (with muslin covering) from Chassis No. 119 000 001 up to 110 21200 000	2	113, 114, 117, 118, 151, 152; M 179
-	113 881 037 F	Seat, front (with muslin covering) from Chassis No. 111 2000 001	2	113, 114, 117, 118, 151, 152; M 179
-	111 881 041 Q	Backrest - Front seat (leatherette) from Chassis No. 5 677 119	2	111, 112, 115, 116
	8/63 - 7/64	298 grey cord pattern/grey - 70		
-	113 881 041 N	Backrest - Front seat (leatherette) from Chassis No. 3 192 507	2	113, 114, 117, 118, 151, 152
	8/60 - 7/63	738 true red - 78		
	8/63 - 7/64	296 brown cord pattern/brown - 71		
-	113 881 047	Backrest - Front seat (with muslin covering) from Chassis No. 2 528 668 up to 6 502 399	2	



Key No.	Part No.	Description	Quantity	Type and model
-	113 881 047 A	Backrest (with muslin covering) – Front seat from Chassis No. 115 000 001 up to 115 999 000 from Chassis No. 115 000 001 up to 118 1016 100	2 2	113, 114, 117, 118, 151, 152 111, 112, 115, 116
-	113 881 047 E	Backrest (with muslin covering) – Front seat, left . . from Chassis No. 116 000 001 up to 117 425 907	1	113, 114, 117, 118, 151, 152; M 34, M 179
-	113 881 047 F	Backrest (with muslin covering) – Front seat from Chassis No. 117 425 908 up to 118 1016 100	2	113, 114, 117, 118, 151, 152; M 34, M 179
-	113 881 047 G	Backrest – Front seat with headrest (with muslin covering) from Chassis No. 118 000 001 up to 118 1016 100	2	M 227
2	113 881 047 H	Backrest (with muslin covering) – Front seat from Chassis No. 119 000 001 up to 110 21200 000	2	
-	113 881 047 J	Backrest – Front seat, left with headrest (with muslin covering) from Chassis No. 119 000 001 up to 119 1200 000	2	M 227
-	113 881 047 K	Backrest – Front seat with headrest (with muslin covering) from Chassis No. 110 2000 001 up to 110 21200 000	2	M 227
-	113 881 047 L	Backrest (with muslin covering) – Front seat from Chassis No. 111 2000 001	2	
-	113 881 047 M	Backrest – Front seat with headrest (with muslin covering) from Chassis No. 111 2000 001	2	M 227
-	113 881 048	Backrest (with muslin covering) – Front seat, right from Chassis No. 116 000 001 up to 117 425 907	1	113, 114, 117, 118, 151, 152; M 34, M 179
-	111 881 107 A	Frame with seat adjustment – Front seat from Chassis No. 119 000 001 up to 110 21200 000	2	111, 112, 115, 116
-	111 881 107 B	Frame with seat adjustment – Front seat from Chassis No. 111 2000 001	2	111, 112, 115, 116
-	113 881 107 A	Frame with seat adjustment – Front seat up to Chassis No. 1 – 929 745	2	113, 114, 117, 118, 151, 152

Key No.	Part No.	Description	Quantity	Type and model
3	113 881 107 D	Frame with seat adjustment – Front seat	2	113, 114, 117, 118, 151, 152
		from Chassis No. 1 – 929 746 up to 115 999 000 from Chassis No. 116 000 001 up to 118 1016 100	2	111, 112, 115, 116
4	113 881 107 J	Frame with seat adjustment – Front seat up to Chassis No. 118 1016 100	2	113, 114, 117, 118, 151, 152; M 34, M 179
5	113 881 107 Q	Frame with seat adjustment – Front seat from Chassis No. 119 000 001 up to 110 21200 000	2	113, 114, 117, 118, 151, 152; M 179
-	113 881 107 R	Frame with seat adjustment – Front seat from Chassis No. 111 2000 001	2	113, 114, 117, 118, 151, 152; M 179
-	111 881 111 C	Frame – Front seat up to Chassis No. 3 192 506 from Chassis No. 3 192 507 up to 115 999 000	2 1	111, 112, 115, 116 111, 112, 115, 116
-	111 881 113 A	Frame – Front seat (rake adjustment) from Chassis No. 3 192 507 up to 115 999 000	1	111, 112, 115, 116
-	111 881 129 A	Stop – Backrest, front seat from Chassis No. 1 – 929 746 up to 3 192 506 from Chassis No. 3 192 507 up to 115 999 000	4	111, 112, 115, 116
			2	111, 112, 115, 116
-	111 881 159	Adjusting cams, inner – Seat, front, right from Chassis No. 119 000 001	1	111, 112, 115, 116
-	113 881 159	Adjusting cams – Seat, front, right from Chassis No. 1 – 929 746 up to 3 192 506 from Chassis No. 3 192 507 up to 115 999 000 from Chassis No. 116 000 001 up to 118 1016 100	1	113, 114, 117, 118, 151, 152
			1	112, 113, 114, 116, 117, 118, 151, 152
			1	111, 112, 115, 116
-	113 881 159 C	Adjusting cams – Seat, front, right from Chassis No. 116 000 001 up to 118 1016 100	1	113, 114, 117, 118, 151, 152; M 34, M 179
-	113 881 159 E	Adjusting cams, inner – Seat, front, right from Chassis No. 119 000 001 up to 110 21200 000	1	113, 114, 117, 118, 151, 152; M 179
-	113 881 159 F	Adjusting cams, inner – Seat, front, right from Chassis No. 111 2000 001	1	113, 114, 117, 118, 151, 152; M 179
-	111 881 160	Adjusting cams, inner – Seat, front, left from Chassis No. 119 000 001	1	111, 112, 115, 116



Key No.	Part No.	Description	Quantity	Type and model
6	113 881 160	Adjusting cams – Seat, front, left	1	113, 114, 117, 118, 151, 152
		from Chassis No. 1 – 929 746 up to 3 192 506	1	111, 113, 114, 115, 117, 118, 151, 152
		from Chassis No. 3 192 507 up to 115 999 000	1	111, 112, 115, 116
7	113 881 160 C	Adjusting cams – Seat, front, left	1	113, 114, 117, 118, 151, 152;
		from Chassis No. 116 000 001 up to 118 1016 100		M 34, M 179
8	113 881 160 E	Adjusting cams, inner – Seat, front, left	1	113, 114, 117, 118, 151, 152;
		from Chassis No. 119 000 001 up to 110 21200 000		M 179
-	113 881 160 F	Adjusting cams, inner – Seat, front, left	1	113, 114, 117, 118, 151, 152;
		from Chassis No. 111 2000 001		M 179
-	111 881 163	Adjusting cams, outer with lever – Seat, front, left	1	111, 112, 115, 116
		from Chassis No. 119 000 001		
9	113 881 163 B	Adjusting cams with lever – Seat, front, left	1	113, 114, 117, 118, 151, 152
		from Chassis No. 1 – 192 746 up to 3 192 506	1	111, 113, 114, 115, 117, 118, 151, 152
		from Chassis No. 3 192 507 up to 115 999 000	1	111, 112, 115, 116
		from Chassis No. 116 000 001 up to 117 425 907	1	
		from Chassis No. 117 425 908 up to 118 1016 100	1	
10	113 881 163 E	Adjusting cams with lever – Seat, front, left	1	113, 114, 117, 118, 151, 152;
		from Chassis No. 116 000 001 up to 117 425 907		M 34, M 179
11	113 881 163 G	Adjusting cams, outer with lever – Seat, front, left	1	113, 114, 117, 118, 151, 152;
		from Chassis No. 119 000 001 up to 110 21200 000		M 179
-	113 881 163 H	Adjusting cams, outer with lever – Seat, front, left	1	113, 114, 117, 118, 151, 152;
		from Chassis No. 111 2000 001		M 179
-	111 881 164	Adjusting cams, outer with lever – Seat, front, left	1	111, 112, 115, 116
		from Chassis No. 119 000 001		
-	113 881 164 B	Adjusting cams with lever – Seat, front, right	1	113, 114, 117, 118, 151, 152
		from Chassis No. 1 – 929 746 up to 3 192 506	1	112, 113, 114, 116, 117, 118, 151, 152
		from Chassis No. 3 192 507 up to 115 999 000	1	111, 112, 115, 116
		from Chassis No. 116 000 001 up to 117 425 907	1	
		from Chassis No. 117 425 908 up to 118 1016 100	1	
	113 881 164 E	Adjusting cams with lever – Seat, front, right	1	113, 114, 117, 118, 151, 152;
		from Chassis No. 116 000 001 up to 117 425 907		M 34, M 179

MAIN GROUP



BODY

Front seat

Key No.	Part No.	Description	Quantity	Type and model
-	113 881 164 G	Adjusting cams, outer with lever - Seat, front, right from Chassis No. 119 000 001 up to 110 21200 000	1	113, 114, 117, 118, 151, 152; M 179
-	113 881 164 H	Adjusting cams, outer with lever - Seat, front, right from Chassis No. 111 2000 001	1	113, 114, 117, 118, 151, 152; M 179
-	111 881 175	Connecting pipe - Adjusting cams from Chassis No. 119 000 001 up to 110 21200 000	2	111, 112, 115, 116
-	111 881 175 A	Connecting pipe - Adjusting cams from Chassis No. 111 2000 001	2	111, 112, 115, 116
-	113 881 175	Connecting pipe - Adjusting cams from Chassis No. 1 - 929 746 up to 1 092 979	2	113, 114, 117, 118, 151, 152
12	113 881 175 A	Connecting pipe - Adjusting cams from Chassis No. 1 092 980 up to 115 999 000 from Chassis No. 3 192 507 up to 115 999 000 from Chassis No. 116 000 001 up to 118 1016 100	2 1 2	113, 114, 117, 118, 151, 152 111, 112, 115, 116 111, 112, 115, 116
13	113 881 175 D	Connecting pipe - Adjusting cams from Chassis No. 116 000 001 up to 118 1016 100	2	113, 114, 117, 118, 151, 152; M 34, M 179
14	113 881 175 F	Connecting pipe - Adjusting cams from Chassis No. 119 000 001 up to 110 21200 000	2	113, 114, 117, 118, 151, 152; M 179
-	113 881 175 G	Connecting pipe - Adjusting cams from Chassis No. 111 2000 001	1	113, 114, 117, 118, 151, 152; M 179
15	113 881 177	Spring - Retaining pin from Chassis No. 1 - 929 746 up to 118 1016 100 from Chassis No. 119 000 001	2 2	111, 112, 115, 116
16	113 881 177 A	Spring - Retaining pin from Chassis No. 119 000 001	2	113, 114, 117, 118, 151, 152; M 179
17	113 881 179	Retaining pin for back rest adjustment from Chassis No. 1 - 929 746 up to 118 1016 100 from Chassis No. 119 000 001	2 2	111, 112, 115, 116
18	113 881 179 B	Retaining pin for back rest adjustment from Chassis No. 119 000 001	4	113, 114, 117, 118, 151, 152; M 179
-	N 13 348 1	Pin 3x24 up to Chassis No. 6 502 399	4	



Key No.	Part No.	Description	Quantity	Type and model
-	113 881 205 A	Guide bar - Front seat, left up to Chassis No. 1 - 929 745	2	113, 114, 117, 118, 151, 152
-	113 881 206 A	Guide bar, right, with locking device up to Chassis No. 1 - 929 745	2	113, 114, 117, 118, 151, 152
19	113 881 206 E	Guide bar, right, with locking device up to Chassis No. 115 999 000 from Chassis No. 116 000 001 up to 110 21200 000	2 2	113, 114, 117, 118, 151, 152
-	113 881 206 F	Guide bar, right with locking device from Chassis No. 111 2000 001	2	
20	113 881 211 C	Guide bar - Front seat, left up to Chassis No. 115 999 000 from Chassis No. 116 000 001 up to 110 21200 000	2 2	113, 114, 117, 118, 151, 152
-	113 881 211 D	Guide bar, - Front seat, left from Chassis No. 111 2000 001	2	
-	113 881 213	Cover strip - Runner from Chassis No. 111 2000 001	4	
21	113 881 243	Spring - Locking device up to Chassis No. 115 999 000 from Chassis No. 116 000 001	2 2	113, 114, 117, 118, 151, 152
22	113 881 245 B	Tension spring - Front seat from Chassis No. 1 - 929 746 up to 115 999 000 from Chassis No. 116 000 001	2 2	113, 114, 117, 118, 151, 152
23		no longer available		
24	311 881 247	Retainer - Knob 113 881 633 B from Chassis No. 117 425 908	2	113, 114, 117, 118, 151, 152; M 34, M 179
25	111 881 251 B	Knob - Locking device up to Chassis No. 115 999 000 from Chassis No. 116 000 001	2 2	113, 114, 117, 118, 151, 152
	8/64 -	043 grey black		
26	113 881 265	Carrier - Locking hook from Chassis No. 119 000 001	4	113, 114, 117, 118, 151, 152; M 179

Key No.	Part No.	Description	Quantity	Type and model
-	113 881 269 E	Locking hook, inner – Front seat, right from Chassis No. 116 795 561 up to 118 1016 100 from Chassis No. 116 000 001 up to 116 795 560 the following parts are additionally required: 113 881 273 A Connecting pipe 113 881 275 A Spring – Locking hook 113 881 278 A Locking hook, outer see also Workshop Bulletin A-55/1966	1	113,114,117,118,151,152; M 34, M 179
27	113 881 270 E	Locking hook, inner – Front seat, left from Chassis No. 116 795 561 up to 118 1016 100 from Chassis No. 116 000 001 up to 116 795 560 the following parts are additionally required: 113 881 273 A Connecting pipe 113 881 276 A Spring – Locking hook 113 881 277 B Locking hook, outer see also Workshop Bulletin A-55/1966	1	113,114,117,118,151,152; M 34, M 179
28	113 881 273 A	Connecting pipe – Locking hook from Chassis No. 116 795 561 up to 118 1016 100 from Chassis No. 116 000 001 up to 116 795 560 the following parts are additionally required: for front seat, right: 113 881 269 B Locking hook, inner 113 881 275 A Spring – Locking hook 113 881 278 A Locking hook, outer for front seat, left: 113 881 270 B Locking hook, inner 113 881 276 A Spring – Locking hook 113 881 277 B Locking hook, outer see also Workshop Bulletin A-55/1966	2	113,114,117,118,151,152; M 34, M 179
29	113 881 273 B	Connecting pipe – Locking hook from Chassis No. 119 000 001	2	113,114,117,118,151,152; M 179
-	113 881 275	Spring – Locking hook 113 881 269 from Chassis No. 116 000 001 up to 116 795 560	1	113, 114, 117, 118, 151, 152; M 34, M 179
-	113 881 275 A	Spring – Locking hook 113 881 269 B/D from Chassis No. 116 795 561 up to 118 1016 100	1	113,114,117,118,151,152; M 34, M 179
30	113 881 275 B	Spring – Locking hook from Chassis No. 119 000 001 up to 110 21200 000	4	113,114,117,118,151,152; M 179
-	113 881 275 C	Spring – Locking hook from Chassis No. 111 2000 001	2	113, 114, 117, 118, 151, 152; M 179
-	113 881 276	Spring – Locking hook 113 881 270 from Chassis No. 116 000 001 up to 116 795 560	1	113,114,117,118,151,152; M 34, M 179



Key No.	Part No.	Description	Quantity	Type and model
31	113 881 276 A	Spring – Locking hook 113 881 270 B/D from Chassis No. 116 795 561 up to 118 1016 100	1	113, 114, 117, 118, 151, 152; M 34, M 179
32	113 881 277 E	Locking hook, outer – Front seat, left from Chassis No. 116 795 561 up to 118 1016 100 (from Chassis No. 116 000 001 up to 116 795 560 the following parts are additionally required: 113 881 270 B Locking hook, inner 113 881 273 A Connecting pipe 113 881 276 A Spring – Locking hook see also Workshop Bulletin A-55/1966)	1	113, 114, 117, 118, 151, 152; M 34, M 179
33	113 881 277 F	Locking hook, left – Front seat from Chassis No. 119 000 001 up to 110 21200 000	2	113, 114, 117, 118, 151, 152; M 179
-	113 881 277 H	Locking hook, left – Front seat from Chassis No. 111 2000 001	1	113, 114, 117, 118, 151, 152; M 179
-	113 881 278 D	Locking hook, outer – Front seat, right from Chassis No. 116 795 561 up to 118 1016 100 (from Chassis No. 116 000 001 up to 116 795 560 the following parts are additionally required: 113 881 269 B Locking hook, inner 113 881 273 A Connecting pipe 113 881 275 A Spring – Locking hook see also Workshop Bulletin A-55/1966)	1	113, 114, 117, 118, 151, 152; M 34, M 179
34	113 881 278 E	Locking hook, right – Front seat from Chassis No. 119 000 001 up to 110 21200 000	2	113, 114, 117, 118, 151, 152; M 179
-	113 881 278 H	Locking hook, right – Front seat from Chassis No. 111 2000 001	1	113, 114, 117, 118, 151, 152; M 179
-	111 881 281	Wing nut – Front seat mounting up to Chassis No. 115 999 000	4	111, 112, 115, 116
-	113 881 289	Spacer – Locking hook from Chassis No. 111 2000 001	2	113, 114, 117, 118, 151, 152; M 179
-	221 883 865 A	Clamp – Front seat mounting up to Chassis No. 115 999 000	4	111, 112, 115, 116
-	111 881 305 B	Spring core – Front seat from Chassis No. 1 – 929 746 up to 117 409 056 from Chassis No. 117 409 057 up to 117 728 433	2 2	111, 112, 115, 116
-	111 881 305 C	Spring core – Front seat from Chassis No. 117 409 057 up to 117 728 433 from Chassis No. 117 728 434 up to 118 1016 100	2 2	113, 114, 117, 118, 151, 152

Key No.	Part No.	Description	Quantity	Type and model
35	111 881 305 D	Spring core - Front seat from Chassis No. 119 000 001	2	
-	113 881 315	Cover plate, left from Chassis No. 116 000 001 up to 118 1016 100	1	113, 114, 117, 118, 151, 152
36	113 881 315 C	Cover plate, left from Chassis No. 119 000 001	4	113, 114, 117, 118, 151, 152; M 179
-	113 881 316	Cover plate, right from Chassis No. 116 000 001 up to 118 1016 100	1	113, 114, 117, 118, 151, 152
-	113 881 316 C	Cover plate, right from Chassis No. 119 000 001	1	113, 114, 117, 118, 151, 152; M 179
37	113 881 321	Clamp - Covering from Chassis No. 116 000 001 up to 118 1016 100 from Chassis No. 119 000 001	4 2	113, 114, 117, 118, 151, 152 113, 114, 117, 118, 151, 152
38	113 881 335	Spring - Covering from Chassis No. 116 000 001 up to 118 1016 100 from Chassis No. 119 000 001	4 2	113, 114, 117, 118, 151, 152 113, 114, 117, 118, 151, 152
39	113 881 375 E	Packing - Front seat up to Chassis No. 6 502 399 from Chassis No. 115 000 001 up to 117 409 056 from Chassis No. 117 409 057 up to 117 728 433	2 2 2	113, 114, 117, 118, 151, 152 111, 112, 115, 116
-	113 881 375 F	Packing - Front seat from Chassis No. 117 409 057 up to 117 728 433 from Chassis No. 117 728 434	2 2	113, 114, 117, 118, 151, 152
-	111 881 405 G 8/57 - 7/63	Cover - Front seat (cloth) from Chassis No. 1 600 440 up to 5 677 118 123 medium grey	2	111, 112, 115, 116
-	111 881 405 J 8/63 - 7/64	Cover - Front seat (leatherette) from Chassis No. 5 677 119 up to 6 502 399 298 grey cord pattern/grey	2	111, 112, 115, 116
-	111 881 405 K 8/64 - 7/65	Cover - front seat (cloth) from Chassis No. 115 000 001 up to 115 999 000 155 derby grey/grey - 57	2	111, 112, 115, 116
-	111 881 405 L 8/64 - 7/65 8/65 - 7/67	Cover - Front seat (leatherette) from Chassis No. 115 000 001 up to 117 999 000 307 mesh grey/grey - 83 495 mesh grey/platinum - 83	2	111, 112, 115, 116



Key No.	Part No.	Description	Quantity	Type and model
-	111 881 405 N 8/65 - 7/67	Cover - Front seat (cloth) from Chassis No. 116 000 001 up to 117 999 000 131 platinum grid/platinum - 55	2	111, 112, 115, 116
-	111 881 405 Q 1/67 - 7/67	Cover - Front seat (leatherette) AC3 platinum dark/platinum	2	M 86
-	111 881 405 S 1/67 - 7/67	Cover - Front seat (cloth) 131 platinum grid/platinum - 55	2	M 86
-	113 881 405 N 8/59 - 7/60 8/59 - 7/60 8/60 - 7/61 8/60 - 2/61 8/60 - 7/61	Cover - Front seat (cloth) from Chassis No. 2 528 668 up to 4 010 994 207 dust green/dust green - 52 209 water blue/water blue - 50 218 silver/silver beige - 58, 59 220 turquoise/ice blue - 61 250 olive/soft beige - 60	2	113, 114, 117, 118, 151, 152
-	113 881 405 P 8/59 - 7/60 8/59 - 7/60	Cover - Front seat (leatherette) from Chassis No. 2 528 668 up to 3 192 506 328 steel grey - 70 471 stone beige - 76	2	113, 114, 117, 118, 151, 152
-	113 881 405 S 8/61 - 7/63 8/61 - 7/63	Cover - Front seat (cloth) from Chassis No. 4 010 995 up to 5 677 118 253 derby grey/silver beige - 59 255 derby olive/soft beige - 60	2	113, 114, 117, 118, 151, 152
-	111 881 407 8/68 - 7/70	Cover - Front seat (cloth) from Chassis No. 119 000 001 up to 110 3100 000 AG5 grey pattern 69/platinum 69 - 23	2	M 53
-	113 881 407 8/60 - 2/61 8/60 - 7/63 8/60 - 7/63 8/60 - 7/63	Cover - Front seat (leatherette) from Chassis No. 3 192 507 up to 5 677 118 395 ice blue - 76 466 silver beige - 74, 75 738 true red - 78 984 soft beige - 77	2	113, 114, 117, 118, 151, 152
-	113 881 407 A 8/63 - 7/64 8/63 - 7/64 8/63 - 7/64 8/63 - 7/64 8/64 - 7/65 8/64 - 7/65 8/64 - 7/65 8/64 - 7/65	Cover - Front seat (leatherette) from Chassis No. 5 677 119 up to 115 999 000 295 red cord pattern/oxide red - 73 296 brown cord pattern/brown - 71 297 blue cord pattern/blue - 74 298 grey cord pattern/grey - 70 300 mesh grey/Oxford grey - 83 301 mesh red/oxide red - 87 316 mesh blue/iris blue - 85 323 mesh brown/Milan beige - 84	2	113, 114, 117, 118, 151, 152

Key No.	Part No.	Description	Quantity	Type and model
-	113 881 407 B	Cover - Front seat (cloth)	2	113, 114, 117, 118, 151, 152
		from Chassis No. 5 677 119 up to 115 999 000		
	8/63 - 7164	160 steel/grey - 54		
	8/63 - 7164	161 bearer/brown - 55		
	8/63 - 7164	162 Windsor/blue - 56		
	8/64 - 7165	167 brown-grey/Oxford grey - 63		
	8/64 - 7165	168 leather brown/Milan beige - 64		
	8/64 - 7165	178 Windsor/iris blue - 56		
40	113 881 407 C	Cover - Front seat (cloth)	2	113, 114, 117, 118, 151, 152
		from Chassis No. 116 000 001 up to 116 1021 300	2	113, 114, 117, 118, 151, 152
		from Chassis No. 117 000 001	2	113, 114, 117, 118; M 53
	8/65 - 7166	128 mosaic platinum/platinum - 58		
	8/65 - 7166	130 mosaic amazon/amazon - 60		
	8/65 - 7167	129 mosaic teak/teak - 59		
	8/66 - 7167	AC 1 gazelle pattern/gazelle - 61		
	8/66 - 7167	AC 2 water blue pattern/water blue 66 - 69		
	8/67 - 7168	AE 0 blue pattern 68/blue 68 - 07		
	8/67 - 7170	AF 2 red pattern 68/gala red 69 - 06, 20		
	8/66 - 7170	AG 4 platinum pattern/platinum 69 - 09, 19, 64		
	8/68 - 7170	AF 3 blue pattern 68/capri 68 - 21		
	8/70 - 7171	AJ 1 dogtooth blue 71/blue 71 - 16		
	8/70 - 7171	AJ 2 dogtooth grey 71/alabaster 71 - 17		
	8/70 - 7171	AJ 3 dogtooth red 71/gala red 69 - 18		
	8/70 - 7171	AJ 4 dogtooth cork 71/cork 71 - 22		
	8/70 - 7171	AP 6 grey pattern 69/alabaster 71 - 09		
	8/70 -	AK 7 dogtooth grey 71/black 68 - 08		
	8/71 -	AV 1 Bordeaux red - 10		
	8/71 -	AU 6 black - 37		
	8/71 -	AU 7 alabaster - 03		
	8/71 -	AU 8 leather beige - 38		
	8/71 -	AU 9 lapis blue - 05		
-	113 881 407 D	Cover - Front seat (leatherette)	2	113, 114, 117, 118, 151, 152
		from Chassis No. 116 000 001 up to 116 1021 300		
	8/65 - 7166	041 black/black - 76		
	8/65 - 7166	651 pigalle/pigalle - 75		
	8/65 - 7166	667 balear/balearic beige - 77		
	8/65 - 7166	697 platinum/platinum - 74		
-	113 881 407 E	Cover - Front seat (leatherette)	2	113, 114, 117, 118, 151, 152
		from Chassis No. 117 000 001 up to 117 999 000	2	113, 114, 117, 118, 151, 152
		from Chassis No. 117 728 434 up to 117 999 000	2	111, 112, 115, 116
		from Chassis No. 118 000 001	2	
	8/66 - 7167	752 indian red/indian red - 89		
	8/66 - 7168	AE 1 dark gazelle/gazelle 68 - 39, 87		
	8/67 - 7168	AD 6 indian red/indian red 68 - 41		
	8/66 - 7170	AG 2 platinum dark/platinum 69 - 38, 50, 86		
	8/68 - 7170	718 nut brown 69/nut brown 69 - 48		
	8/68 - 7170	720 cream white 69/cream white 69 - 46		
	8/68 - 7171	719 gala red 69/gala red 69 - 47		
	8/70 - 7171	AK 4 cork A/cork 71 - 53		
	8/66 -	AD 7 black/black 68 - 29, 40, 50, 88		
	8/70 -	AK 2 alabaster A/alabaster 71 - 52		
	8/71 -	AX 1 Bordeaux red - 57		
	8/71 -	AW 8 leather beige - 55		
	8/71 -	AW 9 lapis blue - 56		



Key No.	Part No.	Description	Quantity	Type and model
-	111 881 471	Cushion button from Chassis No. 5 677 119	4	113, 114, 117, 118, 151, 152
-	111 881 475	Washer - Cushion button from Chassis No. 5 677 119	4	113, 114, 117, 118, 151, 152
41	N 11 062 3	Cap nut M 6 up to Chassis No. 118 1016 100	4	
42	N 11 063 2	Cap nut M 8 from Chassis No. 119 000 001	4	
-	111 881 511 B	Frame - Front seat backrest up to Chassis No. 1 - 929 745	2	
-	111 881 511 F	Frame - Front seat backrest from Chassis No. 1 - 929 746 up to 6 502 399	2	
-	111 881 511 J	Frame - Front seat backrest from Chassis No. 115 000 001 up to 115 999 000 from Chassis No. 116 000 001 up to 118 1016 100	2 2	111, 112, 115, 116
-	113 881 511 J	Frame - Front seat backrest from Chassis No. 116 000 001 up to 117 425 907	2	113, 114, 117, 118, 151, 152; M 34, M 179
-	113 881 511 N *	Frame with headrest - Front seat backrest from Chassis No. 118 000 001 up to 118 1016 100	2	M 227
-	113 881 511 K	Frame - Front seat backrest from Chassis No. 117 425 908 up to 118 1016 100	2	113, 114, 117, 118, 151, 152; M 34, M 179
43	113 881 511 R	Frame - Front seat backrest from Chassis No. 119 000 001 up to 110 3100 000	2	
-	113 881 511 S *	Frame - Front seat backrest from Chassis No. 119 000 001 up to 119 1200 000	2	M 227
-	113 881 511 AA *	Frame - Front seat backrest from Chassis No. 110 2000 001 up to 110 3100 000	2	M 227
-	113 881 511 AD	Frame - Front seat backrest from Chassis No. 111 2000 001	2	
-	113 881 511 AE *	Frame - Front seat backrest from Chassis No. 111 2000 001	2	M 227

Key No.	Part No.	Description	Quantity	Type and model
-	113 881 533	* Protective beading - Backrest frame from Chassis No. 118 000 001 up to 110 3100 000	4	M 227
-	113 881 533 B	* Protective beading - Backrest frame from Chassis No. 111 2000 001	4	M 227
44	113 881 581	Arm - Locking mechanism - Backrest, front, left .. from Chassis No. 116 000 001 up to 117 425 907 925 silver beige/grey black 043 grey black/grey black	1	113, 114, 117, 118, 151, 152; M 34, M 179
	8/65 - 7/66 8/66 - 11/66			
-	113 881 582	Arm - Locking mechanism - Backrest, front, right . from Chassis No. 116 000 001 up to 117 425 907 925 silver beige/grey black 043 grey black/grey black	1	113, 114, 117, 118, 151, 152; M 34, M 179
	8/65 - 7/66 8/66 - 11/66			
45	113 881 607	Escutcheon - Pull rod from Chassis No. 117 425 908 up to 111 3200 000	2	113, 114, 117, 118, 151, 152; M 34, M 179
-	113 881 607 A	Escutcheon - Pull rod from Chassis No. 112 2000 001	2	113, 114, 117, 118, 151, 152; M 34, M 179
46	113 881 615	Pull rod - Locking mechanism - Backrest, front, left from Chassis No. 117 425 908 up to 110 3100 000	1	113, 114, 117, 118, 151, 152; M 34, M 179
-	113 881 615 A	Pull rod - Locking mechanism - Backrest, front, left from Chassis No. 111 2000 001	1	113, 114, 117, 118, 151, 152; M 179
-	113 881 616	Pull rod - Locking mechanism - Backrest, front, right from Chassis No. 117 425 908 up to 110 3100 000	1	113, 114, 117, 118, 151, 152; M 34, M 179
-	113 881 616 A	Pull rod - Locking mechanism - Backrest, front, right from Chassis No. 111 2000 001	1	113, 114, 117, 118, 151, 152; M 179
47	113 881 621	Guide - Pull rod from Chassis No. 117 425 908	4	113, 114, 117, 118, 151, 152; M 34, M 179
48	113 881 633 C	Knob - Pull rod from Chassis No. 117 425 908 up to 111 3200 000	2	113, 114, 117, 118, 151, 152; M 34, M 179
-	113 881 633 D	Knob - Pull rod from Chassis No. 112 2000 001	2	113, 114, 117, 118, 151, 152; M 34, M 179
49	113 881 693	Spring for arm 113 881 581 from Chassis No. 116 000 001 up to 117 425 907	1	113, 114, 117, 118, 151, 152; M 34, M 179



Key No.	Part No.	Description	Quantity	Type and model
50	113 881 693 B	Spring – Pull rod from Chassis No. 117 425 908	2	113, 114, 117, 118, 151, 152; M 34, M 179
-	113 881 694	Spring for arm 113 881 582 from Chassis No. 116 000 001 up to 117 425 907	1	113, 114, 117, 118, 151, 152; M 34, M 179
51	113 881 699 A	Release lever – Locking mechanism from Chassis No. 116 000 001 up to 117 425 907	2	113, 114, 117, 118, 151, 152; M 34, M 179
52	N 13 328 1	Pin 3×20 from Chassis No. 116 000 001 up to 117 425 907	2	113, 114, 117, 118, 151, 152; M 34, M 179
-	N 11 380 1	Tapping screw, cheese head B 4.2×9.5	8	
-	111 881 705 A	Spring core – Front seat backrest up to Chassis No. 1 – 929 745	2	
-	111 881 705 C	Spring core – Front seat backrest from Chassis No. 1 – 929 746 up to 6 502 399	2	
-	111 881 705 E	Spring core – Front seat backrest from Chassis No. 115 000 001 up to 117 425 907	2	
-	111 881 705 G *	Spring core – Front seat backrest with headrest ... from Chassis No. 118 000 001 up to 110 3100 000	2	M 227
53	111 881 705 H	Spring core – Front seat backrest from Chassis No. 117 425 908 up to 110 3100 000	2	
-	111 881 705 J	Spring core – Front seat backrest from Chassis No. 111 2000 001	2	
-	111 881 705 L	Spring core – Front seat backrest from Chassis No. 111 2000 001	2	M 149:111-118
-	113 881 705 A *	Spring core – Front seat backrest with headrest .. from Chassis No. 111 2000 001	2	M 227
-	N 13 967 1	Tapping screw, fillister head B 4.2×19	8	
-	113 881 735 *	Headrest from Chassis No. 118 000 001 up to 119 1200 000	2	M 227
-	113 881 735 A *	Headrest from Chassis No. 110 2000 001	2	M 227
-	113 881 775 D	Packing – Front seat backrest up to Chassis No. 6 502 399	2	113, 114, 117, 118, 151, 152
-	113 881 775 E	Packing – Front seat backrest from Chassis No. 115 000 001 up to 117 425 907	2	

Key No.	Part No.	Description	Quantity	Type and model
54	113 881 775 G	Packing - Front seat backrest from Chassis No. 117 425 908	2	
-	113 881 775 H	Packing - Front seat backrest with headrest from Chassis No. 118 000 001	2	M 227
-	111 881 805 L 8/59 - 7/63	Cover - Front seat backrest (cloth) from Chassis No. 2 528 668 up to 5 677 118 123 medium grey	2	111, 112, 115, 116
-	111 881 805 M 8/63 - 7/64	Cover - Front seat backrest (leatherette) from Chassis No. 5 677 119 up to 6 502 399 298 grey cord pattern/grey - 70	2	111, 112, 115, 116
-	111 881 805 N 8/64 - 7/65	Cover - Front seat backrest (cloth) from Chassis No. 115 000 001 up to 115 999 000 155 derby grey/grey - 57	2	111, 112, 115, 116
-	111 881 805 P 8/64 - 7/65	Cover - Front seat backrest (leatherette) from Chassis No. 115 000 001 up to 115 999 000 307 mesh grey/grey - 83	2	111, 112, 115, 116
-	111 881 805 T 8/65 - 7/67	Cover - Front seat backrest (cloth) from Chassis No. 116 000 001 up to 117 999 000 131 platinum grid/platinum - 55	2	111, 112, 115, 116
-	111 881 805 AA 8/65 - 7/67	Cover - Front seat backrest (leatherette) from Chassis No. 116 000 001 up to 117 999 000 495 mesh grey/platinum - 83	2	111, 112, 115, 116
-	111 881 805 AB 1/67 - 7/67	Cover - Front seat backrest (leatherette) from Chassis No. 117 483 306 up to 117 999 000 AC3 platinum dark/platinum	2	M 86
-	111 881 805 AC 8/68 - 7/70	Cover - Front seat backrest (cloth) from Chassis No. 119 000 001 up to 110 21200 000 AG5 grey pattern 69/platinum 69 - 23	2	M 53
-	113 881 805 J 8/59 - 7/60 8/59 - 7/60 8/60 - 7/61 8/60 - 2/61 8/60 - 7/61	Cover - Front seat backrest (cloth) from Chassis No. 2 528 668 up to 4 010 994 207 dust green/dust green - 52 209 water blue/water blue - 50 218 silver/silver beige - 58, 59 220 turquoise/ice blue - 61 250 olive/soft beige - 60	2	113, 114, 117, 118, 151, 152
-	113 881 805 K 8/59 - 7/60 8/59 - 7/60	Cover - Front seat backrest (leatherette) from Chassis No. 2 528 668 up to 3 192 506 389 pale green - 75 471 stone beige - 76	2	113, 114, 117, 118, 151, 152



Key No.	Part No.	Description	Quantity	Type and model
-	113 881 805 M	Cover - Front seat backrest (leatherette) from Chassis No. 3 192 507 up to 5 677 118	2	113, 114, 117, 118, 151, 152
	8/60 - 2/61	395 ice blue - 76		
	8/60 - 7/63	466 silver beige - 74, 75		
	8/60 - 7/63	738 true red - 78		
	8/60 - 7/63	984 soft beige - 77		
-	113 881 805 N	Cover - Front seat backrest (cloth) from Chassis No. 4 010 995 up to 5 677 118	2	113, 114, 117, 118, 151, 152
	8/61 - 7/63	253 derby grey/silver beige - 59		
	8/61 - 7/63	255 derby olive/soft beige - 60		
-	113 881 805 P	Cover - Front seat backrest (leatherette) from Chassis No. 5 677 119 up to 6 502 399	2	113, 114, 117, 118, 151, 152
	8/63 - 7/64	295 red cord pattern/oxide red - 73		
	8/63 - 7/64	296 brown cord pattern/brown - 71		
	8/63 - 7/64	297 blue cord pattern/blue - 74		
	8/63 - 7/64	298 grey cord pattern/grey - 70		
-	113 881 805 Q	Cover - Front seat backrest (cloth) from Chassis No. 5 677 119 up to 6 502 399	2	113, 114, 117, 118, 151, 152
	8/63 - 7/64	160 steel/grey - 54		
	8/63 - 7/64	161 beaver/brown - 55		
	8/63 - 7/64	162 Windsor/blue - 56		
-	113 881 805 R	Cover - Front seat backrest (cloth) from Chassis No. 115 000 001 up to 115 999 000	2	113, 114, 117, 118, 151, 152
	8/64 - 7/65	167 brown-grey/Oxford grey - 63		
	8/64 - 7/65	168 leather brown/Milan beige - 64		
	8/64 - 7/65	178 Windsor/iris blue - 56		
-	113 881 805 S	Cover - Front seat backrest (leatherette) from Chassis No. 115 000 001 up to 115 999 000	2	113, 114, 117, 118, 151, 152
	8/64 - 7/65	300 mesh-grey/Oxford grey - 83		
	8/64 - 7/65	301 mesh red/oxide red - 87		
	8/64 - 7/65	316 mesh blue/iris blue - 85		
	8/64 - 7/65	323 mesh brown/Milan beige - 84		
-	113 881 805 T	Cover - Front seat backrest (cloth) from Chassis No. 116 000 001 up to 116 1021 300	2	113, 114, 117, 118, 151, 152
	8/65 - 7/66	128 mosaic platinum/platinum - 58		
	8/65 - 7/66	129 mosaic teak/teak - 59		
	8/65 - 7/66	130 mosaic amazon/amazon - 60		
-	113 881 805 AB	Cover - Front seat backrest (cloth) from Chassis No. 117 000 001 up to 117 425 907	2	113, 114, 117, 118
	8/66 - 11/66	○ AC 0 platinum pattern/platinum - 64 / superseded by: 113 881 805 AD (AG4)		
	8/66 - 11/66	○ AC 1 gazelle pattern/gazelle - 61 / superseded by: 113 881 805 AD (AC1)		
	8/66 - 11/66	○ AC 2 water blue pattern/water blue 66 - 69 / superseded by: 113 881 805 AD (AC2)		
	8/66 - 11/66	129 mosaic teak/teak - 59		

MAIN GROUP



BODY

Front seat

Key No.	Part No.	Description	Quantity	Type and model
-	113 881 805 AC	Cover - Front seat backrest (leatherette) from Chassis No. 117 000 001 up to 117 425 907	2	113, 114, 117, 118, 151, 152
	8/66 - 11/66	AC4 gazelle dark/gazelle - 87		
	8/66 - 11/66	752 indian red/indian red - 89		
55	113 881 805 AD	Cover - Front seat backrest (cloth) from Chassis No. 117 425 908 up to 117 999 000	2	113, 114, 117, 118; M 86
		from Chassis No. 118 000 001	2	113, 114, 117, 118; M 53
	12/66 - 7/67	AC1 gazelle pattern/gazelle - 41		
	12/66 - 7/67	AC2 water blue pattern/water blue 66 - 69.		
	12/66 - 7/67	129 mosaic teak/teak - 59		
	1/67 - 7/67	131 platinum grid/platinum - 55		
	8/67 - 7/68	AE0 blue pattern 68/blue 68 - 07		
	12/66 - 7/70	AG4 platinum pattern/platinum 69 - 09, 19, 64		
	8/67 - 7/70	AF2 red pattern 68/gala red 69 - 06, 20		
	8/68 - 7/70	AF3 blue pattern 68/capri 68 - 21		
	8/70 - 7/71	AJ1 dogtooth blue 71/blue 71 - 16		
	8/70 - 7/71	AJ2 dogtooth grey 71/alabaster 71 - 17		
	8/70 - 7/71	AJ3 dogtooth red 71/gala red 69 - 18		
	8/70 - 7/71	AJ4 dogtooth cork 71/cork 71 - 22		
	8/70 - 7/71	AP6 grey pattern 69/alabaster 71 - 09		
	8/70 -	AK7 dogtooth grey 71/black 68 - 08		
	8/71 -	AV1 Bordeaux red - 1		
	8/71 -	AU6 black - 37		
	8/71 -	AU7 alabaster - 03		
	8/71 -	AU8 leather beige - 3		
	8/71 -	AU9 lapis blue - 05		
-	113 881 805 AE	Cover - Front seat backrest (leatherette) from Chassis No. 117 000 001 up to 117 999 000	2	113, 114, 117, 118, 151, 152
		from Chassis No. 118 000 001	2	111-118, 151, 152
	12/66 - 7/68	AE1 dark gazelle/gazelle 68 - 39, 87		
	8/66 - 7/70	AG2 platinum dark/platinum 69 - 38, 50, 86		
	8/68 - 7/70	718 nut brown 69/nut brown 69 - 48		
	8/68 - 7/70	720 cream white 69/cream white 69 - 46		
	12/66 - 7/71	719 gala red 69/gala red 69 - 41, 47, 89		
	8/70 - 7/71	AK4 cork A/cork 71 - 53		
	8/66 -	AD7 black/black 68 - 29, 40, 50, 88		
	8/70 -	AK2 alabaster A/alabaster 71 - 52		
	8/71 -	AX1 Bordeaux red - 57		
	8/71 -	AW8 leather beige - 55		
	8/71 -	AW9 lapis blue - 56		
-	113 881 805 AF *	Cover - Front seat backrest with headrest (leatherette) from Chassis No. 118 000 001 up to 119 1200 000	2	M 227
	8/67 - 7/68	AE1 dark gazelle/gazelle 68 - 39		
	8/67 - 7/69	AG2 dark platinum/platinum 69 - 38, 50		
	8/67 - 7/69	AD7 black/black 68 - 40		
	8/67 - 7/69	719 gala red 69/gala red 69 - 41, 47		
	8/68 - 7/69	718 nut brown 69/nut brown 69 - 48		
	8/68 - 7/69	720 cream white 69/cream white 69 - 46		
-	113 881 805 AG *	Cover - Front seat backrest with headrest (cloth) from Chassis No. 118 000 001 up to 119 1200 000	2	M 227
	8/67 - 7/68	AE0 blue pattern 68/blue 68 - 07		
	8/67 - 7/69	AG4 platinum pattern/platinum 69 - 09; 19		
	8/68 - 7/69	AF2 red pattern 68/gala red 69 - 06, 20		
	8/68 - 7/69	AF3 blue pattern 68/capri 68 - 21		

MAIN GROUP



BODY

Front seat

Key No.	Part No.	Description	Quantity	Type and model
-	113 881 805 AH *	Cover - Front seat backrest with headrest (leatherette) from Chassis No. 110 2000 001 up to 111 3200 000	2	M 227
	8/69 - 7/70	718 nut brown 69/nut brown 69 - 48		
	8/69 - 7/70	720 cream white 69/cream white 69 - 46		
	8/69 - 7/71	719 gala red 69/gala red 69 - 47		
	8/70 - 7/71	AK 4 cork A/cork 71 - 53		
	8/69 - 7/71	AD 7 black/black 68 - 29, 40, 88		
	8/70 - 7/71	AK 2 alabaster A/alabaster 71 - 52		
-	113 881 805 AJ *	Cover - Front seat backrest with headrest (cloth) from Chassis No. 110 2000 001 up to 111 3200 000	2	M 227
	8/69 - 7/70	AF 2 red pattern 68/gala red 69 - 20		
	8/69 - 7/70	AF 3 blue pattern 68/capri blue 68 - 21		
	8/69 - 7/70	AG 4 platinum pattern/platinum 69 - 19		
	8/70 - 7/71	AJ 1 dogtooth blue 71/blue 71 - 16		
	8/70 - 7/71	AJ 2 dogtooth grey 71/alabaster 71 - 17		
	8/70 - 7/71	AJ 3 dogtooth red 71/gala red 69 - 18		
	8/70 - 7/71	AJ 4 dogtooth cork 71/cork 71 - 22		
	8/70 - 7/71	AK 7 dogtooth grey 71/black 68 - 08		
-	113 881 805 AK	Cover - Front seat backrest with headrest (cloth) from Chassis No. 112 2000 001	2	M 227
	8/71 -	AU 6 black - 37		
	8/71 -	AU 7 alabaster - 03		
	8/71 -	AU 8 leather beige - 38		
	8/71 -	AU 9 lapis blue - 05		
	8/71 -	AV 1 Bordeaux red - 10		
-	113 881 805 AL	Cover - Front seat backrest with headrest (leatherette) from Chassis No. 112 2000 001	2	M 227
	8/71 -	AD 7 black - 50		
	8/71 -	AK 2 alabaster - 52		
	8/71 -	AW 8 leather beige - 55		
	8/71 -	AW 9 lapis blue - 56		
	8/71 -	AX 1 Bordeaux red - 57		
-	113 881 807	Cover - Front seat backrest (leatherette) from Chassis No. 116 000 001 up to 116 1021 300	2	113, 114, 117, 118, 151, 152
	8/65 - 7/66	697 platinum/platinum - 74		
	8/65 - 7/66	651 pigalle/pigalle - 75		
	8/65 - 7/66	667 balear/balearic beige - 77		
	8/65 - 7/66	041 black/black - 76		
-	113 881 893 *	Cushion button from Chassis No. 118 000 001	8	M 227
	8/67 - 7/68	012 blue 68 - 07		
	8/67 - 7/68	140 dark gazelle - 39		
	8/67 - 7/68	752 indian red - 06, 41		
	8/67 - 7/70	141 dark platinum - 09, 38		
	8/68 - 7/70	045 capri 68 - 21		
	8/68 - 7/70	718 nut brown 69 - 48		
	8/68 - 7/70	720 cream white 69 - 46		
	8/68 - 7/71	719 gala red 69 - 47		
	8/70 - 7/71	50 V blue 71 - 16		
	8/70 - 7/71	80 V cork 71 - 22, 53		
	8/67 -	041 black - 08, 37, 40, 50		
	8/70 -	71 V alabaster 71 - 03, 17, 52		
	8/71 -	31 S Bordeaux red 71 - 10, 57		
	8/71 -	55 S lapis blue 71 - 05, 56		
	8/71 -	80 W leather beige 71 - 38, 55		

Key No.	Part No.	Description	Quantity	Type and model
56	113 881 899	Special tack 3.3X26	2	111, 112, 115, 116
		from Chassis No. 115 000 001 up to 115 999 000	4	113, 114, 117, 118, 151, 152
		up to Chassis No. 117 999 000	4	111, 112, 115, 116
		from Chassis No. 116 000 001 up to 118 1016 100	5	113, 114, 117, 118, 151, 152
57	113 881 899 A	Special tack 3.3X44 - Adjusting cams	4	
		from Chassis No. 119 000 001		
REAR SEAT				111-118, 151, 152
-	111 885 031 H	Seat, rear (leatherette)	2	111, 112, 115, 116
	8/63 - 7/64	from Chassis No. 5 677 119 up to 6 502 399 298 grey cord pattern/grey - 70		
-	113 885 031 G	Seat, rear (leatherette)	1	113, 114, 117, 118
	8/59 - 7/60	from Chassis No. 2 528 668 up to 3 192 506 389 pale green - 75		
	8/59 - 7/60	471 stone beige - 76		
	8/59 - 7/60	984 soft beige		
-	113 885 031 J	Seat, rear (leatherette)	1	113, 114, 117, 118
	8/60 - 7/63	from Chassis No. 3 192 507 up to 6 502 399 984 soft beige - 77		
-	113 885 037	Seat, rear (with muslin covering)	1	111-118
		from Chassis No. 1 600 440 up to 6 502 399		
-	113 885 037 A	Seat, rear (with muslin covering)	1	111-118
		from Chassis No. 115 000 001 up to 117 999 000		
-	113 885 037 B	Seat, rear (with muslin covering)	1	111-118
		from Chassis No. 118 000 001		
-	151 885 037 A	Seat, rear (with muslin covering)	1	151, 152
		from Chassis No. 1 600 440		
-	113 885 041 F	Backrest - Rear seat (cloth)	1	113, 114, 117, 118
	8/60 - 7/61	from Chassis No. 2 528 668 up to 6 502 399 250 olive/soft beige - 60		
	8/61 - 7/63	255 derby olive/soft beige - 60		
-	113 885 041 G	Backrest - Rear seat (leatherette)	1	113, 114, 117, 118
	8/59 - 7/61	from Chassis No. 2 528 668 up to 6 502 399 738 true red - 78		
	8/60 - 7/63	984 soft beige - 77		
	8/63 - 7/64	295 red cord pattern/oxide red - 73		
	8/63 - 7/64	297 blue cord pattern/blue - 74		
-	113 885 047	Backrest - Rear seat (with muslin covering)	1	111-118
		up to Chassis No. 6 502 399		



Key No.	Part No.	Description	Quantity	Type and model
-	113 885 047	Backrest - Rear seat (with muslin covering) from Chassis No. 6 502 399	1	111-118
-	113 885 047 A	Backrest - Rear seat (with muslin covering) from Chassis No. 115 000 001 up to 117 999 000	1	111-118
-	113 885 047 B	Backrest - Rear seat (with muslin covering) from Chassis No. 118 000 001 up to 111 3200 000	1	113, 114, 117, 118
-	113 885 047 C	Backrest - Rear seat (with muslin covering) from Chassis No. 112 2000 001	1	113, 114, 117, 118
-	151 885 047	Backrest - Rear seat (with muslin covering) from Chassis No. 1 600 440 up to 157 999 000	1	151, 152
-	151 885 047 A	Backrest - Rear seat (with muslin covering) from Chassis No. 158 000 001 up to 150 2403 666	1	151, 152
-	151 885 047 B	Backrest - Rear seat (with muslin covering) from Chassis No. 150 2403 667 up to 151 3200 000	1	151, 152
-	151 885 047 C	Backrest - Rear seat (with muslin covering) from Chassis No. 152 2000 001	1	151, 152
-	111 885 111	Frame - Rear seat up to Chassis No. 1 - 929 745	1	111-118
-	111 885 305 A	Spring core - Rear seat up to Chassis No. 1 - 929 745	1	111-118
-	111 885 305 C	Frame with springs - Rear seat from Chassis No. 1 - 929 746 up to 6 502 399	1	111-118
-	111 885 305 D	Frame with springs - Rear seat from Chassis No. 115 000 001 up to 117 728 433 from Chassis No. 117 728 434 up to 117 999 000	1 1	111-118 111, 112, 115, 116
-	111 885 305 E	Frame with springs - Rear seat from Chassis No. 117 728 434 up to 117 999 000	1	113, 114, 117, 118
58	111 885 305 F	Frame with springs - Rear seat from Chassis No. 118 000 001 up to 111 3200 000	1	111-118
-	113 885 305	Frame with springs - Rear seat from Chassis No. 112 2000 001 up to Dec. 1971	1	111-118
-	113 885 305 B	Frame with springs - Rear seat from Chassis No. January 1972	1	111-118
59	111 885 375 C	Packing - Rear seat from Chassis No. 118 000 001	1	111-118
-	113 885 375 B	Packing - Rear seat from Chassis No. 1 - 929 746 up to 6 502 399	1	113, 114, 117, 118

MAIN GROUP



BODY

Rear seat

Key No.	Part No.	Description	Quantity	Type and model
-	113 885 375 C	Packing - Rear seat from Chassis No. 115 000 001 up to 117 728 433 from Chassis No. 117 728 434 up to 117 999 000	1 1	111-118 111, 112, 115, 116
-	113 885 375 D	Packing - Rear seat from Chassis No. 117 728 434 up to 117 999 000	1	113, 114, 117, 118
-	111 885 405 H 8/57 - 7/63	Cover - Rear seat (cloth) from Chassis No. 1 600 440 up to 5 677 118 123 medium grey	1	111, 112, 115, 116
-	111 885 405 J 8/63 - 7/64	Cover - Rear seat (leatherette) from Chassis No. 5 677 119 up to 6 502 399 298 grey cord pattern/grey - 70	1	111, 112, 115, 116
-	111 885 405 K 8/64 - 7/65	Cover - Rear seat (cloth) from Chassis No. 115 000 001 up to 115 999 000 155 derby grey/grey - 57	1	111, 112, 115, 116
-	111 885 405 L 8/64 - 7/65 8/65 - 7/67	Cover - Rear seat (leatherette) from Chassis No. 115 000 001 up to 117 999 000 307 mesh grey/grey - 83 495 mesh grey/platinum - 83	1	111, 112, 115, 116
-	111 885 405 N 8/65 - 7/67	Cover - Rear seat (cloth) from Chassis No. 116 000 001 up to 117 999 000 131 platinum grid/platinum - 55	1	111, 112, 115, 116
-	111 885 405 S 8/68 - 7/70	Cover - Rear seat (cloth) from Chassis No. 119 000 001 up to 110 3100 000 AG 5 grey pattern 69/platinum 69 - 23	1	M 53
-	113 885 405 K 8/59 - 7/60 8/59 - 7/60 8/59 - 7/61 8/60 - 2/61 8/60 - 7/63 8/60 - 7/63	Cover - Rear seat (leatherette) from Chassis No. 2 528 668 up to 5 677 118 328 steel grey - 70 471 stone beige - 76 738 true red - 78 395 ice blue - 76 466 silver beige - 74, 75 984 soft beige - 77	1	113, 114, 117, 118
-	113 885 405 M 8/59 - 7/60 8/59 - 7/60 8/59 - 7/60 8/60 - 7/61 8/60 - 2/61 8/60 - 7/61 8/61 - 7/63 8/61 - 7/63	Cover - Rear seat (cloth) from Chassis No. 2 528 668 up to 5 677 118 207 dust green/dust green - 52 208 fur grey/fur grey - 53 209 water blue/water blue - 50 218 silver/silver beige - 58, 59 220 turquoise/blue - 61 250 olive/soft beige - 60 253 derby grey/silver beige - 59 255 derby olive/soft beige - 60	1	113, 114, 117, 118



Key No.	Part No.	Description	Quantity	Type and model
-	113 885 405 N	Cover - Rear seat (leatherette)	1	113, 114, 117, 118
		from Chassis No. 5 677 119 up to 6 502 399		
	8/63 - 7/64	295 red cord pattern/oxide red - 73		
	8/63 - 7/64	296 brown cord pattern/brown - 71		
	8/63 - 7/64	297 blue cord pattern/blue - 74		
	8/63 - 7/64	298 grey cord pattern/grey - 70		
-	113 885 405 P	Cover - Rear seat (cloth)	1	113, 114, 117, 118
		from Chassis No. 5 677 119 up to 6 502 399		
	8/63 - 7/64	160 steel/grey - 54		
	8/63 - 7/64	161 beaver/brown - 55		
	8/63 - 7/64	162 Windsor/blue - 56		
-	113 885 405 Q	Cover - Rear seat (cloth)	1	113, 114, 117, 118
		from Chassis No. 115 000 001 up to 115 999 000		
	8/64 - 7/65	168 leather brown/Milan beige - 64		
	8/64 - 7/65	178 Windsor/iris blue - 56		
-	113 885 405 R	Cover - Rear seat (leatherette)	1	113, 114, 117, 118
		from Chassis No. 115 000 001 up to 115 999 000		
	8/64 - 7/65	300 mesh-grey/Oxford grey - 83		
	8/64 - 7/65	301 mesh red/oxido red - 87		
	8/64 - 7/65	316 mesh blue/iris blue - 85		
	8/64 - 7/65	323 mesh brown/Milan beige - 84		
-	113 885 405 S	Cover - Rear seat (cloth)	1	113, 114, 117, 118
		from Chassis No. 116 000 001 up to 116 1021 300		
	8/65 - 7/66	128 mosaic platinum/platinum - 58		
	8/65 - 7/66	129 mosaic teak/teak - 59		
	8/65 - 7/66	130 mosaic amazon/amazon - 60		
-	113 885 405 T	Cover - Rear seat (leatherette)	1	113, 114, 117, 118
		from Chassis No. 116 000 001 up to 116 1021 300		
	8/65 - 7/66	041 black/black - 76		
	8/65 - 7/66	651 pigalle/pigalle - 75		
	8/65 - 7/66	667 balear/balearic beige - 77		
	8/65 - 7/66	697 platinum/platinum - 74		
-	113 885 405 AA	Cover - Rear seat (cloth)	1	113, 114, 117, 118; M 86
		from Chassis No. 117 000 001 up to 117 999 000		
	8/66 - 7/67	AC0 platinum pattern/platinum - 64		
-	113 885 405 AB	Cover - Rear seat (leatherette)	1	113, 114, 117, 118; M 86
		from Chassis No. 117 000 001 up to 117 999 000		
	8/66 - 7/67	AC3 platinum dark/platinum - 86		
	8/66 - 7/67	○ 752 indian red/indian red - 89 / superseded by: 113 885 405 AD [719]		
	8/66 - 7/67	○ 041 black/black - 88 / superseded by: 113 885 405 AD [AD 7]		

Key No.	Part No.	Description	Quantity	Type and model
60	113 885 405 AC	Cover - Rear seat (cloth)	1	113, 114, 117, 118; M 53
		from Chassis No. 118 000 001		
	8/66 - 7/67	AC1 gazelle pattern/gazelle - 61		
	8/66 - 7/67	AC2 water blue pattern/water blue 66 - 69		
	8/66 - 7/67	129 mosaic teak/teak - 59		
	8/66 - 7/67	131 platinum grid/platinum - 55		
	8/67 - 7/68	AE0 blue pattern 68/blue 68 - 07		
	8/67 - 7/70	AF2 red pattern 68/gala red 69 - 06, 20		
	8/67 - 7/70	AG4 platinum pattern/platinum 69 - 09, 19		
	8/68 - 7/70	AF3 blue pattern 68/capri 68 - 21		
	8/70 - 7/71	AJ1 dogtooth blue 71/blue 71 - 16		
	8/70 - 7/71	AJ2 dogtooth grey 71/alabaster 71 - 17		
	8/70 - 7/71	AJ3 dogtooth red 71/gala red 69 - 18		
	8/70 - 7/71	AJ4 dogtooth cork 71/cork 71 - 22		
	8/70 - 7/71	AP6 grey pattern 69/alabaster 71 - 09		
	8/70 -	AK7 dogtooth grey 71/black 68 - 08		
	8/71 -	AV1 Bordeaux red - 10		
	8/71 -	AU6 black - 37		
	8/71 -	AU7 alabaster - 03		
	8/71 -	AU8 leather beige - 38		
	8/71 -	AU9 lapis blue - 05		
	113 885 405 AD	Cover - Rear seat (leatherette)	1	111-118
		from Chassis No. 118 000 001		
	8/66 - 7/68	AE1 dark gazelle/gazelle 68 - 39, 87		
	8/67 - 7/70	AG2 platinum dark/platinum 69 - 38, 50		
	8/68 - 7/70	718 nut brown 69/nut brown 69 - 48		
	8/68 - 7/70	720 cream white 69/cream white 69 - 46		
	8/67 - 7/71	719 gala red 69/gala red 69 - 41, 47		
	8/70 - 7/71	AK4 cork A/cork 71 - 53		
	8/67 -	AD7 black/black 68 - 29, 40, 50, 88		
	8/70 -	AK2 alabaster A/alabaster 71 - 52		
	8/71 -	AX1 Bordeaux red - 57		
	8/71 -	AW8 leather beige - 55		
	8/71 -	AW9 lapis blue - 56		
	151 885 405 A	Cover - Rear seat	1	151, 152
		from Chassis No. 1 600 440 up to 6 502 399		
		Cloth:		
	8/60 - 7/61	218 silver/silver beige - 58, 59		
	8/61 - 7/63	253 derby grey/silver beige - 59		
	8/61 - 7/63	255 derby olive/soft beige - 60		
	8/63 - 7/64	160 steel/grey - 54		
	8/63 - 7/64	161 beaver/brown - 55		
	8/63 - 7/64	162 Windsor/blue - 56		
		Leatherette:		
	8/59 - 7/61	738 true red - 78		
	8/60 - 7/63	466 silver beige - 74, 75		
	8/60 - 7/63	984 soft beige - 77		
	8/63 - 7/64	295 red cord pattern/oxide red - 73		
	8/63 - 7/64	296 brown cord pattern/brown - 71		
	8/63 - 7/64	297 blue cord pattern/blue - 74		
	8/63 - 7/64	298 grey cord pattern/grey - 70		



Key No.	Part No.	Description	Quantity	Type and model
-	151 885 405 B	Cover - Rear seat from Chassis No. 155 000 001 up to 156 1021 300 Cloth: 8/64 - 7/65 167 brown-grey/Oxford grey - 63 8/64 - 7/65 168 leather brown/Milan beige - 64 8/64 - 7/65 178 Windsor/iris blue - 56 8/65 - 7/66 128 mosaic platinum/platinum - 58 8/65 - 7/66 129 mosaic teak/teak - 59 8/65 - 7/66 130 mosaic amazon/amazon - 60 Leatherette: 8/64 - 7/65 300 mesh-grey/Oxford grey - 83 8/64 - 7/65 301 mesh red/oxide red - 87 8/64 - 7/65 316 mesh blue/iris blue - 85 8/64 - 7/65 323 mesh brown/Milan beige - 84 8/65 - 7/66 041 black/black - 76 8/65 - 7/66 651 pigalle/pigalle - 75 8/65 - 7/66 667 balear/balearic beige - 77 8/65 - 7/66 697 platinum/platinum - 74	1	151, 152
-	151 885 405 C	Cover - Rear seat (leatherette) from Chassis No. 157 000 001 8/66 - 7/68 AC3 platinum dark/platinum - 38, 86 8/66 - 7/67 AC4 gazelle dark/gazelle - 87 8/66 - 7/67 752 indian red/indian red - 89 8/67 - 7/68 AD6 indian red/indian red 68 - 41 8/67 - 7/68 AE1 gazelle dark/gazelle 68 - 39 8/68 - 7/70 718 nut brown 69/nut brown 69 - 48 8/68 - 7/70 720 cream white 69/cream white 69 - 46 8/68 - 7/70 AG2 platinum dark/platinum 69 - 50 8/68 - 7/71 719 gala red 69/gala red 69 - 47 8/70 - 7/71 AK4 cork A/cork 71 - 53 8/66 - AD7 black/black 68 - 29, 40, 50, 88 8/70 - AK2 alabaster A/alabaster 71 - 52 8/71 - AX1 Bordeaux red - 57 8/71 - AW8 leather beige - 55 8/71 - AW9 lapis blue - 56	1	151, 152
61	111 885 511 D	Frame - Rear seat backrest from Chassis No. 115 000 001 up to 117 999 000 from Chassis No. 118 000 001 up to 111 3200 000	1 1	111-118 113, 114, 117, 118
-	111 885 511 E	Frame - Rear seat backrest from Chassis No. 117 483 306 up to 117 999 000 from Chassis No. 118 000 001	1 1	M 86 111, 112, 115, 116
-	113 885 511	Frame - Rear seat backrest up to Chassis No. 1 - 929 745	1	111-118
-	113 885 511 A	Frame - Rear seat backrest from Chassis No. 1 - 929 746 up to 6 502 399	1	111-118
-	113 885 511 C	Frame - Rear seat backrest from Chassis No. 112 2000 001	1	113, 114, 117, 118
-	151 885 511 A	Frame - Rear seat backrest from Chassis No. 1 - 929 746 up to 117 999 000	1	151, 152

Key No.	Part No.	Description	Quantity	Type and model
-	151 885 511 C	Frame - Rear seat backrest from Chassis No. 158 000 001 up to 151 3200 000	1	151, 152
-	151 885 511 D	Frame - Rear seat backrest from Chassis No. 152 2000 001	1	151, 152
-	111 885 553 B	Buffer - Rear seat backrest from Chassis No. 2 154 170 up to 6 502 399	2	111-118
62	111 885 553 C	Buffer - Rear seat backrest from Chassis No. 115 000 001 up to 111 3200 000	2	111-118
-	113 885 553	Buffer - Rear seat backrest from Chassis No. 112 2000 001	1	111-118
63	N 13 961 2	Tapping screw, fillister head B 3.9×13	2	111-118
64	111 885 561	Hook - Rear seat backrest mounting up to Chassis No. 117 999 000 from Chassis No. 118 000 001	1 1	111-118 111, 112, 115, 116
65	N 14 094 2	Tapping screw, countersunk raised head B 4.2×16 up to Chassis No. 117 999 000 from Chassis No. 118 000 001	1 1	111, 112, 115, 116
-	N 11 822 2	Screw, countersunk raised head AM 4×8	1	
-	151 885 561	Hook - Rear seat backrest mounting	1	151, 152
66	111 885 583	Retaining strip - Rear seat backrest up to Chassis No. 117 999 000 from Chassis No. 118 000 001	1 1	111, 112, 115, 116
67	N 11 466 3	Tapping screw, countersunk raised head B 3.9×13 up to Chassis No. 117 999 000 from Chassis No. 118 000 001	1 1	111, 112, 115, 116
68	111 885 589	Plate - Rear seat backrest retaining strip up to Chassis No. 117 999 000 from Chassis No. 118 000 001	1 1	111-118 111, 112, 115, 116
-	111 885 591	Bolt, hex. head - Rear seat backrest from Chassis No. 1 - 929 746 up to 6 502 399	2	
-	N 11 698 1	Washer 12.2 up to Chassis No. 6 502 399	2	
69	111 885 591 A <i>53 07</i>	Bolt, hex. head - Rear seat backrest from Chassis No. 115 000 001	2	
70	<i>111 885-591C</i> 111 885 599 A	Washer 14×36 from Chassis No. 115 000 001	2	



Key No.	Part No.	Description	Quantity	Type and model
71	111 885 601	Washer 9.2X36 from Chassis No. 115 000 001	2	
72	111 885 649	Locking hook, left and right – Rear seat backrest from Chassis No. 118 000 001	1	113, 114, 117, 118
-	111 867 329	Locking lug, left – Rear backrest from Chassis No. 118 000 001	1	113, 114, 117, 118
-	151 867 329	Locking lug, left – Rear backrest from Chassis No. 158 000 001	1	151, 152
-	111 867 330	Locking lug, right – Rear backrest from Chassis No. 118 000 001	1	113, 114, 117, 118
-	151 867 330	Locking lug, right – Rear backrest from Chassis No. 158 000 001	1	151, 152
-	N 14 002 1	Tapping screw, countersunk head B 6.3X22 from Chassis No. 118 000 001	4	113, 114, 117, 118, 151, 152
-	151 885 649	Locking hook, left and right – Rear seat backrest from Chassis No. 158 000 001	1	151, 152
73	111 885 657	Spring – Locking hook, left from Chassis No. 118 000 001	1	113, 114, 117, 118, 151, 152
-	111 885 661	Cap – Locking hook, left from Chassis No. 118 000 001	1	113, 114, 117, 118, 151, 152
74	111 885 662	Cap – Locking hook, right from Chassis No. 118 000 001	1	113, 114, 117, 118, 151, 152
75	111 885 665	Loop – Locking hook, left from Chassis No. 118 000 001	1	113, 114, 117, 118, 151, 152
-	111 857 795	Escutcheon from Chassis No. 118 000 001	1	113, 114, 117, 118, 151, 152
-	N 13 327 1	Spring pin 3X18 from Chassis No. 118 000 001	1	113, 114, 117, 118, 151, 152
-	111 885 705 A	Spring core – Rear seat backrest from Chassis No. 1 – 929 746 up to 6 502 399	1	111-118
-	111 885 705 B	Spring core – Rear seat backrest from Chassis No. 115 000 001 up to 117 728 433 from Chassis No. 117 728 434 up to 117 999 000	1 1	111-118; M 86 111, 112, 115, 116; M 86

Key No.	Part No.	Description	Quantity	Type and model
-	111 885 705 C	Spring core - Rear seat backrest from Chassis No. 117 728 434 up to 117 999 000	1	113, 114, 117, 118
-	111 885 705 D	Spring core - Rear seat backrest from Chassis No. 118 000 001 up to 110 3100 000	1	111, 112, 115, 116
-	111 885 705 E	Spring core - Rear seat backrest from Chassis No. 111 2000 001	1	111, 112, 115, 116
-	113 885 705 B	Spring core - Rear seat backrest from Chassis No. 1 - 397 023 up to 1 - 929 745	1	111-118
76	113 885 705 E	Spring core - Rear seat backrest from Chassis No. 118 000 001	1	113, 114, 117, 118
-	151 885 705 A	Spring core - Rear seat backrest from Chassis No. 1 - 929 746 up to 6 502 399	1	151, 152
-	151 885 705 B	Spring core - Rear seat backrest from Chassis No. 155 000 001	1	151, 152
77	111 885 741 A	Retaining strap - Rear seat backrest from Chassis No. 115 000 001 up to 117 999 000 from Chassis No. 118 000 001 up to 111 3200 000	1 1	111-118 113, 114, 117, 118
	8/64 - 7/71	046 lava		
-	113 885 741	Retaining strap - Rear seat backrest from Chassis No. 112 2000 001	1	113, 114, 117, 118
	8/71 -	046 lava		
-	111 885 751 D	Rear panel - Rear seat backrest from Chassis No. 115 000 001 up to 117 999 000	1	111, 112, 115, 116
	8/64 - 7/67	528 grey		
-	113 885 751 B	Rear panel - Rear seat backrest from Chassis No. 115 000 001 up to 118 005 426	1	113, 114, 117, 118
	8/64 - 7/65	596 tin grey		
	8/65 - 7/66	652 scarlet - 75		
	8/65 - 7/66	662 almond beige - 77		
	8/65 - 7/66	046 lava - 58, 60, 74, 76		
	8/65 - 8/67	672 rust - 59		
78	113 885 751 C	Rear panel - Rear seat backrest from Chassis No. 117 000 001 up to 111 3200 000	1	113, 114, 117, 118
	8/66 - 7/67	148 medium grey 66 - 64, 86, 88, 89		
	8/66 - 7/67	772 dark brown - 61, 87		
	8/66 - 7/67	742 clematis - 69		
	8/67 - 7/71	148 medium grey 66		
-	113 867 401	Rear panel with luggage compartment lid for rear backrest from Chassis No. 112 2000 001	1	113, 114, 117, 118
	8/71 -	046 lava		



Key No.	Part No.	Description	Quantity	Type and model
-	151 867 401 8/71 -	Rear panel with luggage compartment lid for rear backrest from Chassis No. 152 2000 001 046 lava	1	151, 152
79	111 885 771	Protection strip - Rear seat backrest from Chassis No. 115 000 001 up to 117 999 000 from Chassis No. 118 000 001 up to 111 3200 000	1 1	111-118 113, 114, 117, 118
-	113 885 771	Protection strip - Rear seat backrest from Chassis No. 112 2000 001	1	113, 114, 117, 118, 151, 152
80	N 13 967 1	Tapping screw, fillister head B 4.2x19 from Chassis No. 115 000 001 up to 117 999 000 from Chassis No. 118 000 001	5 5	111-118 113, 114, 117, 118, 151, 152
-	113 885 775 B	Packing - Rear seat backrest up to Chassis No. 6 502 399	1	113, 114, 117, 118
-	113 885 775 C	Packing - Rear seat backrest up to Chassis No. 117 728 433 from Chassis No. 117 728 434	1 1	111-118; M 86 111, 112, 115, 116; M 86
81	113 885 775 D	Packing - Rear seat backrest from Chassis No. 117 728 434 up to 111 3200 000	1	113, 114, 117, 118
-	113 885 775 G	Packing - Rear seat backrest from Chassis No. 112 2000 001	1	113, 114, 117, 118
-	111 885 805 D 8/57 - 7/63	Cover - Rear seat backrest (cloth) from Chassis No. 1 600 440 up to 5 677 118 123 medium grey	1	111, 112, 115, 116
-	111 885 805 H 8/63 - 7/64	Cover - Rear seat backrest (leatherette) from Chassis No. 5 677 119 up to 6 502 399 298 grey cord pattern/grey - 70	1	111, 112, 115, 116
-	111 885 805 J 8/64 - 7/65	Cover - Rear seat backrest (cloth) from Chassis No. 115 000 001 up to 115 999 000 155 derby grey/grey - 57	1	111, 112, 115, 116
-	111 885 805 L 8/64 - 7/65 8/65 - 7/67	Cover - Rear seat backrest (leatherette) from Chassis No. 115 000 001 up to 117 999 000 307 mesh grey/grey - 83 495 mesh grey/platinum - 83	1	111, 112, 115, 116
-	111 885 805 N 8/65 - 7/67	Cover - Rear seat backrest (cloth) from Chassis No. 116 000 001 up to 117 999 000 131 platinum grid/platinum - 55	1	111, 112, 115, 116
-	111 885 805 S 1/67 - 7/67	Cover - Rear seat backrest (leatherette) from Chassis No. 117 483 306 up to 117 999 000 AC3 platinum dark/platinum	1	M 86



Key No.	Part No.	Description	Quantity	Type and model
-	111 885 805 T	Cover - Rear seat backrest (leatherette) from Chassis No. 118 000 001 AG 2 dark platinum/platinum 69 - 38, 50 AK 2 alabaster A/alabaster 71 - 52 AD 7 black/black 68 - 50	1	111, 112, 115, 116
	8/67 - 7/70			
	8/70 -			
	8/71 -			
-	111 885 805 AA	Cover - Rear seat backrest (cloth) from Chassis No. 117 483 306 up to 117 999 000 131 platinum grid/platinum - 55	1	M 86
	1/67 - 7/67			
-	111 885 805 AB	Cover - Rear seat backrest (cloth) from Chassis No. 118 000 001 AC0 platinum pattern/platinum - 09	1	111, 112, 115, 116
	8/67 - 7/68			
-	111 885 805 AC	Cover - Rear seat backrest (cloth) from Chassis No. 119 000 001 AG 5 grey pattern/platinum 69 - 23 AP 6 grey pattern 69/alabaster 71 - 09 AK 7 dogtooth grey 71/black 68 - 08	1	M 53
	8/68 - 7/70			
	8/70 - 7/71			
	8/71 -			
-	113 885 805 J	Cover - Rear seat backrest (cloth) from Chassis No. 2 528 668 up to 5 677 118 207 dust green/dust green - 52 208 fur grey/fur grey - 53 209 water blue/water blue - 50 218 silver/silver beige - 58, 59 220 turquoise/ice blue - 61 250 olive/soft beige - 60 253 derby grey/silver beige - 59 255 derby olive/soft beige - 60	1	113, 114, 117, 118
	8/59 - 7/60			
	8/59 - 7/60			
	8/59 - 7/60			
	8/60 - 7/61			
	8/60 - 2/61			
	8/60 - 7/61			
	8/61 - 7/63			
	8/61 - 7/63			
-	113 885 805 K	Cover - Rear seat backrest (leatherette) from Chassis No. 2 528 668 up to 5 677 118 328 steel grey - 70 471 stone beige - 76 738 true red - 78 395 ice blue - 76 466 silver beige - 74, 75 984 soft beige - 77	1	113, 114, 117, 118
	8/59 - 7/60			
	8/59 - 7/60			
	8/59 - 7/61			
	8/60 - 2/61			
	8/60 - 7/63			
	8/60 - 7/63			
-	113 885 805 L	Cover - Rear seat backrest (leatherette) from Chassis No. 5 677 119 up to 6 502 399 295 red cord pattern/oxide red - 73 296 brown cord pattern/brown - 71 297 blue cord pattern/blue - 74 298 grey cord pattern/grey - 70	1	113, 114, 117, 118
	8/63 - 7/64			
	8/63 - 7/64			
	8/63 - 7/64			
	8/63 - 7/64			
-	113 885 805 M	Cover - Rear seat backrest (cloth) from Chassis No. 5 677 199 up to 6 502 399 160 steel/grey - 54 161 beaver/brown - 55 162 Windsor/blue - 56	1	113, 114, 117, 118
	8/63 - 7/64			
	8/63 - 7/64			
	8/63 - 7/64			



Key No.	Part No.	Description	Quantity	Type and model
-	113 885 805 N	Cover - Rear seat backrest (cloth) from Chassis No. 115 000 001 up to 115 999 000	1	113, 114, 117, 118
	8/64 - 7/65	167 brown-grey/Oxford grey - 63		
	8/64 - 7/65	168 leather brown/Milan beige - 64		
	8/64 - 7/65	178 Windsor/iris blue - 56		
-	113 885 805 Q	Cover - Rear seat backrest (leatherette) from Chassis No. 115 000 001 up to 115 999 000	1	113, 114, 117, 118
	8/64 - 7/65	300 mesh-grey/Oxford grey - 83		
	8/64 - 7/65	301 mesh red/oxide red - 87		
	8/64 - 7/65	316 mesh blue/iris blue - 85		
	8/64 - 7/65	323 mesh brown/Milan beige - 84		
-	113 885 805 R	Cover - Rear seat backrest (cloth) from Chassis No. 116 000 001 up to 116 1021 300	1	113, 114, 117, 118
	8/65 - 7/66	128 mosaic platinum/platinum - 58		
	8/65 - 7/66	129 mosaic teak/teak - 59		
	8/65 - 7/66	130 mosaic amazon/amazon - 60		
-	113 885 805 S	Cover - Rear seat backrest (leatherette) from Chassis No. 116 000 001 up to 116 1021 300	1	113, 114, 117, 118
	8/65 - 7/66	041 black/black - 76		
	8/65 - 7/66	651 pigalle/pigalle - 75		
	8/65 - 7/66	667 balear/balearic beige - 77		
	8/65 - 7/66	697 platinum/platinum - 74		
-	113 885 805 AA	Cover - Rear seat backrest (cloth) from Chassis No. 117 000 001 up to 117 999 000	1	113, 114, 117, 118
	8/66 - 7/67	AC0 platinum pattern/platinum - 64		
	8/66 - 7/67	AC1 gazelle pattern/gazelle - 61		
	8/66 - 7/67	AC2 water blue pattern/water blue 66 - 69		
	8/66 - 7/67	129 mosaic teak/teak - 59		
-	113 885 805 AB	Cover - Rear seat backrest (leatherette) from Chassis No. 117 000 001 up to 117 999 000	1	113, 114, 117, 118
	8/66 - 7/67	AC3 platinum dark/platinum - 86		
	8/66 - 7/67	AC4 gazelle dark/gazelle - 87		
	8/66 - 7/67	752 indian red/indian red - 89		
	8/66 - 7/67	041 black/black - 88		
82	113 885 805 AC	Cover - Rear seat backrest (cloth) from Chassis No. 118 000 001 up to 111 3200 000	1	113, 114, 117, 118
	8/67 - 7/68	AE0 blue pattern 68/blue 68 - 07		
	8/67 - 7/70	AG4 platinum pattern 68/platinum 69 - 09, 19		
	8/67 - 7/70	AF2 red pattern 68/gala red 69 - 06, 20		
	8/68 - 7/70	AF3 blue pattern 68/capri 68 - 21		
	8/70 - 7/71	AJ1 dogtooth blue 71/blue 71 - 16		
	8/70 - 7/71	AJ2 dogtooth grey 71/alabaster 71 - 17		
	8/70 - 7/71	AJ3 dogtooth red 71/gala red 69 - 18		
	8/70 - 7/71	AJ4 dogtooth cork 71/cork 71 - 22		
	8/70 - 7/71	AK7 dogtooth grey 71/black 68 - 08		




Key No.	Part No.	Description	Quantity	Type and model
-	113 885 805 AD	Cover - Rear seat backrest (cloth) from Chassis No. 118 000 001 up to 111 3200 000	1	113, 114, 117, 118
	8/67 - 7/68	AD 6 indian red/indian red 68 - 41		
	8/67 - 7/68	AE 1 dark gazelle/gazelle 68 - 39		
	8/67 - 7/70	AG 2 platinum dark/platinum 69 - 38, 50		
	8/68 - 7/70	718 nut brown 69/nut brown 69 - 48		
	8/68 - 7/70	720 cream white 69/cream white 69 - 46		
	8/67 - 7/71	AD 7 black/black 68 - 40		
	8/68 - 7/71	719 gala red 69/gala red 69 - 47		
	8/70 - 7/71	AK 2 alabaster A/alabaster 71 - 52		
	8/70 - 7/71	AK 4 cork A/cork 71 - 53		
-	113 885 805 AG	Cover - Rear seat backrest (cloth) from Chassis No. 112 2000 001	1	113, 114, 117, 118
	8/71 -	AV 1 Bordeaux red - 10		
	8/71 -	AU 6 black - 37		
	8/71 -	AU 7 alabaster - 03		
	8/71 -	AU 8 leather beige - 38		
	8/71 -	AU 9 lapis blue - 05		
-	113 885 805 AH	Cover - Rear seat backrest (leatherette) from Chassis No. 112 2000 001	1	113, 114, 117, 118
	8/71 -	AD 7 black/black 68 - 50		
	8/71 -	AK 2 alabaster A/alabaster 71 - 52		
	8/71 -	AX 1 Bordeaux red - 57		
	8/71 -	AW8 leather beige - 55		
	8/71 -	AW9 lapis blue - 56		
-	151 885 805 A	Cover - Rear seat backrest from Chassis No. 1 600 440 up to 6 502 399	1	151, 152
		Cloth:		
	8/60 - 7/61	218 silver/silver beige - 58, 59		
	8/61 - 7/63	253 derby grey/silver beige - 59		
	8/61 - 7/63	255 derby olive/soft beige - 60		
	8/63 - 7/64	160 steel/grey - 54		
	8/63 - 7/64	161 beaver/brown - 55		
	8/63 - 7/64	162 Windsor/blue - 56		
		Leatherette:		
	8/59 - 7/63	738 true red - 78		
	8/60 - 7/63	466 silver beige - 74, 75		
	8/60 - 7/63	984 soft beige - 77		
	8/63 - 7/64	295 red cord pattern/oxide red - 73		
	8/63 - 7/64	296 brown cord pattern/brown - 71		
	8/63 - 7/64	297 blue cord pattern/blue - 74		
	8/63 - 7/64	298 grey cord pattern/grey - 70		
-	151 885 805 B	Cover - Rear seat backrest from Chassis No. 155 000 001 up to 155 999 000	1	151, 152
		Cloth:		
	8/64 - 7/65	167 brown grey/Oxford grey - 63		
	8/64 - 7/65	168 leather brown/Milan beige - 64		
	8/64 - 7/65	178 Windsor/iris blue - 56		
		Leatherette:		
	8/64 - 7/65	300 mesh grey/Oxford grey - 83		
	8/64 - 7/65	301 mesh red/oxide red - 87		
	8/64 - 7/65	316 mesh blue/iris blue - 85		
	8/64 - 7/65	323 mesh brown/Milan beige - 84		



Key No.	Part No.	Description	Quantity	Type and model
-	151 885 805 C	Cover - Rear seat backrest from Chassis No. 156 000 001 up to 156 1021 300 Cloth: 8/65 - 7/66 128 mosaic platinum/platinum - 58 8/65 - 7/66 129 mosaic teak/teak - 59 8/65 - 7/66 130 mosaic amazon/amazon - 60 Leatherette: 8/65 - 7/66 697 platinum/platinum - 74 8/65 - 7/66 651 pigalle/pigalle - 75 8/65 - 7/66 667 balear/balearic beige - 77 8/65 - 7/66 041 black/black - 76	1	151, 152
-	151 885 805 D	Cover - Rear seat backrest (leatherette) from Chassis No. 157 000 001 up to 157 999 000 AC3 platinum dark/platinum - 86 8/66 - 7/67 AC4 gazelle dark/gazelle - 87 8/66 - 7/67 752 indian red/indian red - 89 8/66 - 7/67 041 black/black - 88	1	151, 152
-	151 885 805 E	Cover - Rear seat backrest (leatherette) from Chassis No. 158 000 001 up to 151 3200 000 AD6 Indian red/Indian red 68 - 41 8/67 - 7/68 AE1 dark gazelle/gazelle 68 - 39 8/67 - 7/68 AG2 platinum dark/platinum 69 - 38, 50 8/67 - 7/70 718 nut brown 69/nut brown 69 - 48 8/68 - 7/70 720 cream white 69/cream white 69 - 46 8/68 - 7/70 719 gala red 69/gala red 69 - 47 8/68 - 7/71 AK4 cork A/cork 71 - 53 8/70 - 7/71 AD7 black/black 68 - 40 8/67 - 7/71 AK2 alabaster A/alabaster 71 - 52 8/70 - 7/71	1	151, 152
-	151 885 805 F	Cover - Rear seat backrest (leatherette) from Chassis No. 152 2000 001 AD7 black 68 - 50 8/71 - AX1 Bordeaux red - 57 8/71 - AK2 alabaster 71 - 52 8/71 - AW8 leather beige - 55 8/71 - AW9 lapis blue - 56	1	151, 152
-	111 885 915	Connecting part (carpet material) between backrest and luggage compartment from Chassis No. 115 000 001 up to 118 005 426 8/64 - 7/65 596 tin grey 8/65 - 7/66 652 scarlet - 75 8/65 - 7/66 662 almond beige - 77 8/65 - 7/66 046 lava - 55, 58, 60, 74, 76, 83 8/65 - 8/67 672 rust - 59	1	111-118
83	111 885 915 A	Connecting part between backrest and luggage compartment from Chassis No. 117 000 001 up to 117 999 000 8/66 - 7/67 772 dark brown - 61, 87 8/66 - 7/67 742 clematis - 69 8/66 - 7/71 148 medium grey 66 from Chassis No. 118 000 001 up to 111 3200 000	1 1	111-118 113, 114, 117, 118

Key No.	Part No.	Description	Quantity	Type and model
-	113 867 071	Connecting part (carpet material) between backrest and luggage compartment from Chassis No. 112 2000 001	1	113, 114, 117, 118, 151, 152
	871 -	046 lava		
84	111 885 919	Mounting strip - Connecting part from Chassis No. 115 000 001 up to 117 999 000	1	111-118
		from Chassis No. 118 000 001	1	113, 114, 117, 118
-	111 885 923	Cover strip lower - Backrest rear from Chassis No. 115 000 001 up to 117 999 000	1	111, 112, 115, 116
85	N 13 967 1	Tapping screw, fillister head B 4.2×19 from Chassis No. 115 000 001 up to 117 999 000	8	111-118
		from Chassis No. 118 000 001 up to 111 3200 000	8	113, 114, 117, 118
		from Chassis No. 112 2000 001	2	113, 114, 117, 118, 151, 152
-	N 11 523 3	Washer A 5.3 from Chassis No. 112 2000 001	2	113, 114, 117, 118, 151, 152



Part No.	Description	Quantity
REPAIR KITS		
111 898 021 SE	1 set of door and ignition keys consisting of 750 keys, numbered from 1 to 750	
111 898 041	1 set of tumblers for lock cylinders SG, SC, SU, SV up to Chassis No. 117 999 000 comprising:	
	Tumbler No. 1	50
	Tumbler No. 3	50
	Tumbler No. 5	50
	Spring - Tumbler	100
111 898 041 A	1 set of tumblers for lock cylinders SE up to Chassis No. 6 502 399 comprising:	
	Tumbler No. 1	50
	Tumbler No. 2	50
	Tumbler No. 3	50
	Tumbler No. 4	50
	Tumbler No. 5	50
	Spring - Tumbler	200
111 898 041 B	1 set of tumblers for lock cylinders K (12 mm dia.) from Chassis No. 117 000 001 up to 117 999 000 comprising:	
	Tumbler No. 1	50
	Tumbler No. 2	50
	Tumbler No. 3	50
	Spring - Tumbler	100
111 898 041 C	1 set of tumblers for lock cylinders K (13,5 mm dia.) from Chassis No. 118 000 001 up to 110 3100 000 comprising:	
	Tumbler No. 1	50
	Tumbler No. 2	50
	Tumbler No. 3	50
	Tumbler No. 4	50
	Spring - Tumbler	150



Part No.	Description	Quantity
111 898 041 D	1 set of tumblers for lock cylinders M (13.5 mm dia.) from Chassis No. 111 2000 001 comprising:	
	Tumbler No. 1	50
	Tumbler No. 2	50
	Tumbler No. 3	50
	Spring - Tumbler	100
211 898 041 A	1 set of tumblers for lock cylinders K, M (12 mm dia.) from Chassis No. 118 000 001 comprising:	
	Tumbler No. 1	50
	Tumbler No. 2	50
	Tumbler No. 3	50
	Spring - Tumbler	100
111 898 051	1 set of securing parts for 1 fender comprising:	
111 821 145	Bolt, hex. head	10
131 821 150	Spring washer	10
111 821 545	Rubber washer	1
N 10 241 3	Bolt, hex. head 8x22	1
N 11 008 8	Nut, hex. M 8	2
N 11 670 1	Washer 8.1	2
111 898 055	1 Set of securing parts for sill panel comprising:	
111 821 545	Rubber washer	2
N 10 215 4	Bolt, hex. head M 6x15	4
N 10 241 3	Bolt, hex. head M 8x22	2
N 11 008 8	Nut, hex. M 8	2
N 11 654 2	Washer 9.5	2
N 11 670 1	Washer 8.1	2
N 11 695 2	Washer 6.1	4

Part No.	Description	Quantity
111 898 065	1 lock set – Rear hood, for service installation	
	comprising:	
113 827 503	Lock – Rear hood	1
113 827 507 A	Handle – Rear hood	1
111 827 513	Lock plate	1
111 827 517 A	Packing	1
211 805 243	Spring washer	2
N 10 216 8	Bolt, hex. head M 6×13	2
N 11 006 2	Nut, hex. M 6	2
N 12 005 1	Lock washer B 5	3
N 12 006 2	Lock washer B 6	2
N 14 131 2	Screw, fillister head AM 5×15	3
111 898 067	1 lockable hood catch set, rear for service installation	
	comprising:	
113 827 503 A	Lockable hood catch	1
113 827 507 A	Handle – Rear hood	1
111 827 513	Lock plate	1
111 827 517 A	Packing	1
211 805 243	Spring washer	2
N 10 216 8	Bolt, hex. head M 6×18	2
N 11 006 2	Nut, hex. M 6	2
N 12 005 1	Lock washer B 5	3
N 12 006 2	Lock washer B 6	2
N 14 131 2	Screw, fillister head AM 5×15	3
111 898 072	1 door check rod assy., right for service installation	
	up to Chassis No. 1 – 397 022	
	comprising:	
111 837 250	Check rod – Door, right	1
111 837 259 A	Damping washer – Door check rod	1
111 837 261 A	Rubber buffer – Door	1



Part No.	Description	Quantity
111 837 269	Retaining plate – Damping washer	1
N 10 212 3	Bolt, hex. head M 6×12	2
N 11 062 3	Cap nut M 6	1
N 11 695 2	Washer 6.1	1
N 12 226 2	Spring washer B 6	2
N 13 961 2	Tapping screw, fillister head B 3.9×13	2
311 898 081 C	1 lock cylinder set for door handle and ignition starter switch from Chassis No. 111 2000 001 comprising:	
111 837 217 E	Lock cylinder – Door handle	2
111 837 219 A	Key (S 92 profile M)	2
113 905 855 A	Lock cylinder – Ignition starter switch	1
111 898 105 A	1 set of hinged quarter windows for service installation from Chassis No. 115 000 001 comprising:	
113 847 041 A	Hinged quarter window, left	1
113 847 042 A	Hinged quarter window, right	1
113 847 129 B	Cover strip – Hinge spring	2
	041 black	
113 847 131 B	Weatherstrip – Hinged quarter window	2
	041 black	
113 847 139	Threaded plate – Hinged quarter window	2
N 12 004 1	Lock washer B 4	6
N 14 094 2	Tapping screw, countersunk raised head B 4.2×16	6
N 14 122 1	Screw, fillister head AM 4×8	6
N 14 260 1	Screw, countersunk head AM 4×14	4

Part No.	Description	Quantity
111 898 111 A	1 set of moldings: up to Chassis No. 116 1021 300 comprising:	
113 853 505 F	Molding – Front hood	1
113 853 515 A	Molding – Door	2
113 853 525 A	Molding – Side panel, left	1
113 853 526 A	Molding – Side panel, right	1
113 853 535 A	Molding – Quarter panel, left	1
113 853 536 A	Molding – Quarter panel, right	1
113 853 555 B	Molding – Sill panel	2
113 853 565	Retaining clip with screw – Molding	16
113 853 585 B	Clamp – Molding	34
113 853 601 B	VW sign	1
113 857 219 A	Rubber cap – Molding clamp	34
N 11 004 2	Nut, hex. M 4	16
N 12 004 1	Lock washer B 4	16
113 898 121	Rear view mirror for service installation (LHD): up to Chassis No. 117 999 000 comprising:	
113 857 513 A	Rear view mirror	1
113 857 517 A	Union nut	1
111 857 519	Tapered locking sleeve	1
114 898 122	Rear view mirror for service installation (RHD): up to Chassis No. 117 999 000 comprising:	
111 831 423 C	Hinge pin	1
114 857 513 A	Rear view mirror	1
113 857 517 A	Union nut	1
111 857 519	Tapered locking sleeve	1
113 898 131	1 set of sound absorbers for frame from Chassis No. 116 000 001 up to 117 999 000: 113, 117, 151 comprising:	
113 863 741	Sound absorber, center inner – Floor plate	2
113 863 743 C	Sound absorber, front left – Floor plate	1
113 863 744 B	Sound absorber, front right – Floor plate	1
113 863 745 E	Sound absorber, center – Floor plate	2
113 863 871 D	Sound absorber, front – Frame tunnel	1
113 863 873 F	Sound absorber, rear – Frame tunnel	1
	Sound absorber, rear upper – Frame tunnel	1

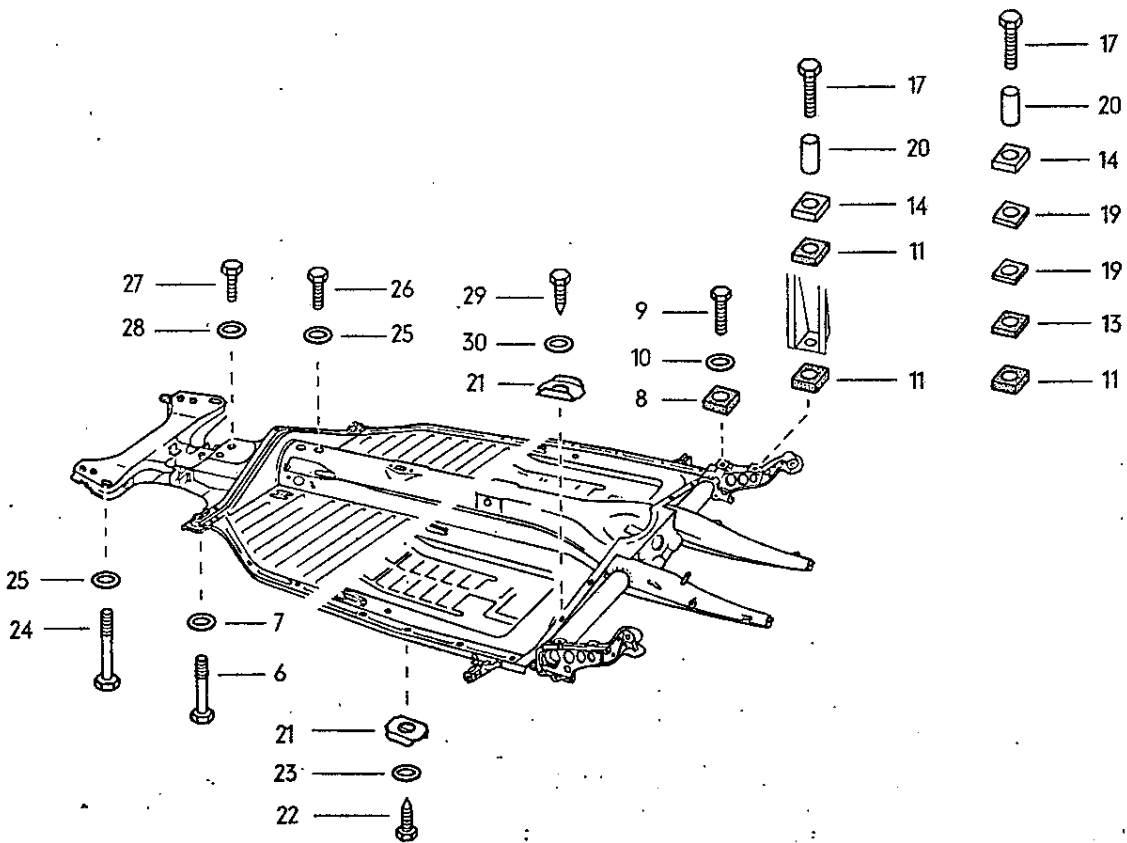
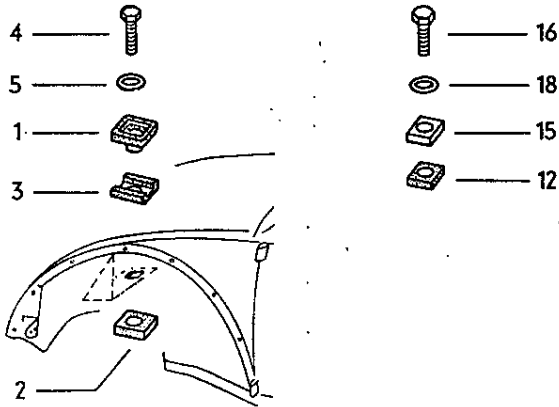


Part No.	Description	Quantity
113 898 131 A	1 set of sound absorbers for frame from Chassis No. 118 000 001: 113, 117, 151 comprising:	
113 863 741	Sound absorber, center inner – Floor plate	2
113 863 743 C	Sound absorber, front left – Floor plate	1
113 863 744 B	Sound absorber, front right – Floor plate	1
113 863 745 E	Sound absorber, center – Floor plate	2
113 863 861 H	Sound absorber, rear – Frame tunnel	1
113 863 871 F	Sound absorber, front – Frame tunnel	1
	Sound absorber, rear upper – Frame tunnel	1
117 898 141	Steel sliding roof installation kit comprising:	
117 877 205 A	Plug rear – Sliding roof panel	2
117 877 209 A	Weatherstrip (foam rubber) rear – Sliding roof panel	1
117 877 221	Felt strip – Sliding roof frame	1
117 877 223 C	Weatherstrip, front – Sliding roof panel	1
117 877 225 B	Weatherstrip, rear – Sliding roof panel	1
313 877 227	Beading, side	2
117 877 233 A	Water drain hose	4
117 877 239 A	Retainer – Water drain hose	2
117 877 259 A	Frame – Roof panel lining	1
313 877 275	Slide – Frame	2
313 877 277	Clip – Slide	2
313 877 281	Clip – Frame	5
411 877 297	Weatherstrip for steel sliding roof frame	1
117 877 305 A	Guide rear left with cable	1
117 877 306 A	Guide rear right with cable	1
117 877 355 A	Guide rail, left	1
	581 cloud white	
117 877 356 A	Guide rail, right	1
	581 cloud white	
313 877 359	Retainer – Guide rail	2
117 877 363 A	Cable channel, lower, part, left	1
117 877 364 A	Cable channel, lower part, right	1
117 877 365 A	Cable channel, upper part, left	1
	581 cloud white	
117 877 366 A	Cable channel, upper part, right	1
	581 cloud white	
313 877 369 A	Guide housing – Cable	1
313 877 373	Reinforcement plate – Guide housing	1
313 877 375 B	Cover – Guide housing	1
	581 cloud white	
117 877 403	Winding gear	1
117 877 415	Rubber strip, front – Sliding roof	1
117 877 433	Finger plate	1
	581 cloud white	

Part No.	Description	Quantity
311 867 167	Tapping screw 4.2X13 – Finger plate	1
311 867 169	Cap – Tapping screw	2
	581 cloud white	
117 877 453	Winder	1
	581 cloud white	
313 877 465	Escutcheon – Winding gear	1
	581 cloud white	
117 877 481 A	Guide, front	1
117 877 497	Screw, countersunk head M 10X1 – Front guide	2
117 877 499	Lock plate – Guide, front	2
N 12 224 1	Spring washer B 4	1
N 12 225 1	Spring washer B 5	4
N 14 085 1	Tapping screw, countersunk head B 3.5X9.5	17
N 14 087 3	Tapping screw, countersunk head B 3.5X16	2
N 14 131 2	Screw, fillister head AM 5X15	4
N 14 212 2	Screw, countersunk head AM 4X20	2
N 14 255 1	Screw, countersunk raised head AM 4X12	2
N 14 257 1	Tapping screw, countersunk raised head AM4X8	1
N 15 422 1	Speed nut B 4.2	1
113 898 185	1 set of installation parts for instrument panel cover for service installation from Chassis No. 111 2000 001: 113, 117, M 1 use: for Models 113, 117; M 1 113 857 337 A for Models M 9: 113, 117; M 1/M 9 113 857 337 B comprising:	
113 255 483	Escutcheon – Defroster vent, center	1
113 819 635 A	Trim plate – Fresh air vent	2
113 819 661 G	Knob – Fresh air control	2
113 857 051 AR	Instrument panel cover	1
113 857 059	Padded strip – Instrument panel cover	1
113 857 111	Frame – Glove compartment aperture	1
113 857 113	Clamping plate – Frame and lid	5
113 857 117 B	Plastic clip – Frame	4
113 857 121 J	Lid – Glove compartment	1
113 857 207 D	Grille – Loudspeaker	1
113 857 227 D	Grille – Instrument panel	1
113 857 305 A	Housing – Ashtray	1
113 857 331 C	Insert – Ashtray	1
113 857 641 C	Grab handle – Front seat passenger	1
113 857 655 C	Packing – Instrument panel cover	2
113 941 541 B	Knob – Push-pull type switch and rotary switch	2
113 955 549 A	Operating button – Windshield washer	1
113 953 245	Spindle with knob – Emergency light switch	1



113 957 371 D	Ornamental ring – Speedometer	1
N 11 006 2	Nut, hex. M 6	2
N 11 664 3	Washer B 4,3	9
N 12 226 2	Spring washer B 6	2
N 13 965 1	Tapping screw, fillister head 4.2×9.5	2
N 13 966 1	Tapping screw, fillister head 4.2×13	7
113 898 971	1 set of installation parts for fresh air fan from Chassis No. 111 2000 001: 113, 114, 117, 118; M 1 use: for Model 114, 118; 114 819 072 A comprising:	
	Fresh air control box	1
113 819 071 A	Fresh and warm air vent, left	1
113 819 072 A	Fresh and warm air vent, right	1
113 819 519 C	Gasket – Fresh air control box	1
113 819 539 B	Connection – Water drain hose (M 1)	1
113 819 697	Sound absorber – Fresh air control box	2
111 937 091 A	Connector with fuse	1
113 959 511	Rotary switch	1
113 959 513	Knob – Rotary switch (M 228)	1
113 959 513 A	Knob – Rotary switch	1
113 959 529	Nut, hex. M 10×1	1
111 971 511	Cable divider	1
311 971 913	Grommet	1
N 11 560 2	Washer 10.5	1
113 898 995	* Bracket for license plate light with mounting parts from Chassis No. 118 000 001: M 23 comprising:	
	Mounting part	8
	Bracket	3





Key No.	Part No.	Description	Quantity	Type and model
BODY TO CHASSIS SECURING PARTS				
-	111 899 109 A	Distance tube - Body to front axle mounting (see Workshop Manual A-12) up to Chassis No. 6 502 399	2	
1.	111 899 111	Mounting plate between body and front axle up to Chassis No. 110 3100 000 from Chassis No. 111 2000 001	2 2	111, 112, 115, 116; M 1
(2)	111 899 113	Rubber pad between body and front axle up to Chassis No. 1 - 397 022	2	
(2)	111 899 115	Rubber pad lower between body and front axle from Chassis No. 1 - 397 023 up to 3 192 506	2	
2	111 899 115 A	Rubber pad lower between body and front axle from Chassis No. 3 192 507 up to 110 3100 000 from Chassis No. 111 2000 001	2 2	111, 112, 115, 116; M 1
(3)	111 899 123	Rubber pad upper between body and front axle from Chassis No. 1 - 397 023 up to 3 192 506	2	
3	111 899 123 A	Rubber pad upper between body and front axle from Chassis No. 3 192 507 up to 110 3100 000 from Chassis No. 111 2000 001	2 2	111, 112, 115, 116; M 1
4	N 10 254 6	Bolt, hex. head M 10×25 up to Chassis No. 110 3100 000 from Chassis No. 111 2000 001	2 2	111, 112, 115, 116; M 1
5	N 12 230 2	Spring washer B 10 up to Chassis No. 110 3100 000 from Chassis No. 111 2000 001	2 2	111, 112, 115, 116; M 1
6	N 10 445 1	Bolt, hex. head M 10×45 - Body to frame, front	4	
7	211 707 189	Spring washer - Body to frame, front	4	



Key No.	Part No.	Description	Quantity	Type and model
8	111 899 117 B	Rubber pad between body and frame (rear) up to Chassis No. 116 1021 300 from Chassis No. 117 000 001	2 2	151, 152
9	N 10 254 6	Bolt, hex. head M 10×25 up to Chassis No. 6 502 399 from Chassis No. 115 000 001 up to 116 1021 300 from Chassis No. 117 000 001	4 2 2	151, 152
10	N 12 230 2	Spring washer B 10 up to Chassis No. 6 502 399 from Chassis No. 115 000 001 up to 116 1021 300 from Chassis No. 157 000 001	4 2 2	151, 152
11	111 799 119	Rubber packing – Support from Chassis No. 112 2000 001 from Chassis No. 152 2000 001	4 2	111-118 151, 152
12	111 899 119 B	Rubber buffer – Support up to Chassis No. 111 3200 000	2	111-118
(13)	151 899 119	Wedge shaped fiber packing for support up to Chassis No. 151 3200 000	2	151, 152
13	151 899 119 A	Rubber packing – Support from Chassis No. 152 2000 001	2	151, 152
14	311 899 165	Washer 10.2 – Support from Chassis No. 112 2000 001	2	
15	111 899 121 C	Rubber between body and frame (rear) from Chassis No. 117 000 001 up to 111 3200 000	2	111-118
(13)	151 899 121 B	Fiber packing – Support up to Chassis No. 151 3200 000	×	151, 152
16	N 10 254 6	Bolt, hex. head M 10×25 up to Chassis No. 111 3200 000	2	
17	N 10 230 3	Bolt, hex. head M 10×30 from Chassis No. 112 2000 001	2	
(18)	N 12 230 2	Spring washer B 10 up to Chassis No. 116 1021 300	2	
18	N 12 110 1	Spring washer A 10.5 from Chassis No. 117 000 001 up to 111 3200 000	2	

MAIN GROUP



BODY

Key No.	Part No.	Description	Quantity	Type and model
19	151 899 121 C	Steel plate – Support from Chassis No. 152 2000 001	4	151, 152
20	111 799 127	Spacer sleeve – Support from Chassis No. 112 2000 001	2	
21	311 899 131	Reinforcement – Frame	18	
22	111 899 145	Bolt, hex. head – Frame	18	
23	N 12 228 2	Spring washer B 8 – Frame up to Chassis No. 110 3100 000	18	
24	N 10 471 1	Bolt, hex. head M 10×75 – Body to frame, front from Chassis No. 111 2000 001	2	113, 114, 117, 118, 151, 152
25	211 707 189	Spring washer – Body to frame, front from Chassis No. 111 2000 001	4	113, 114, 117, 118, 151, 152
26	N 10 059 1	Bolt, hex. head M 10×18 – Body to frame, front from Chassis No. 111 2000 001	2	113, 114, 117, 118, 151, 152
27	N 10 239 0	Bolt, hex. head M 8×18 – Body to frame, front from Chassis No. 111 2000 001	2	113, 114, 117, 118, 151, 152
28	211 821 149	Spring washer 8.1×24 – Body to frame from Chassis No. 111 2000 001	2	113, 114, 117, 118, 151, 152
29	111 899 145	Bolt, hex. head	4	
30	N 12 228 2	Spring washer B 8 up to Chassis No. 110 3100 000	4	

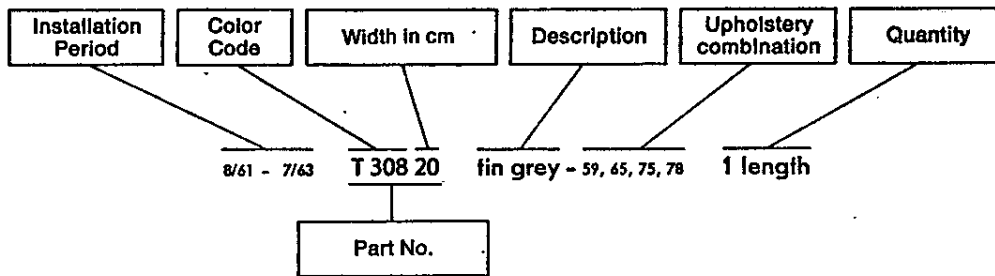
Typ 1-5

Illustration **A54**

ADDENDUM-CLOTH

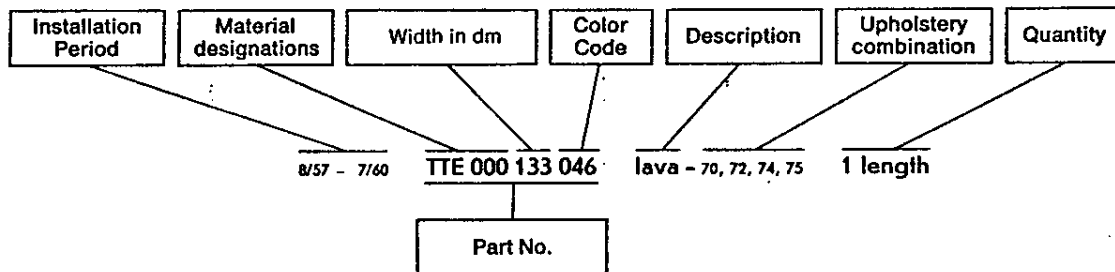
The following materials are supplied in lengths. 1 length corresponds to 25 cm X width of length (25 cm = approx. 10 in.). The last two digits of the part number denote the width in dm (1 dm = 10 cm = approx. 4 in.). A letter "B" at the end of the part number signifies a lighter quality.

Example:



A new part number for cloth material has been introduced from 1st August 1966 on, as well as for those materials remaining in current production. The 7th to 9th digits in the Part No. denote the bale width in cm (1 cm = 0.39 in.).

Example:



Installation Period	Part No.	Description	Quantity
		Leatherette	
		Upholstery leatherette:	
3/53 - 3/56	BSX 000 130 041	black	1 length
8/57 - 7/59	K 303 13	blue-grey - 70	1 length
8/57 - 7/59	K 305 13	brown-grey - 51, 74	1 length
8/59 - 7/63	K 187 13	true red - 51, 78	1 length
8/59 - 7/60	K 334 13	water blue - 50, 70, 71	1 length

Installation Period	Part No.	Description	Quantity
8/59 - 7/60	K 335 13	stone beige - 76	1 length
8/59 - 7/60	K 336 13	steel grey - 70	1 length
8/59 - 7/60	K 337 13	light green - 75	1 length
8/60 - 7/63	K 358 13	soft beige - 60, 77	1 length
8/60 - 3/61	K 359 13	ice blue - 61, 76	1 length
8/63 - 7/64	K 424 13	brown - 55, 71	1 length
8/63 - 7/64	K 425 13	blue - 56, 74	1 length
8/63 - 7/64	K 433 14	red cord pattern (air-permeable) - 73	1 length
8/63 - 7/64	K 434 14	brown cord pattern (air-permeable) - 71	1 length
8/63 - 7/64	K 436 13	blue cord pattern (air-permeable) - 74	1 length
8/63 - 7/65	K 438 13	oxide red - 73, 87	1 length
8/63 - 7/64	BPL 000 130 528	grey - 54, 70	1 length
8/64 - 7/65	K 441 13	Oxford grey - 63, 83 (Types 113, 114, 117, 118, 151, 152)	1 length
8/64 - 7/65	K 442 13	Milan beige - 64, 84	1 length
8/64 - 7/65	K 443 13	iris blue - 56, 85	1 length
8/65 -	BSX 000 130 697	platinum - 55, 58, 64, 74, 83, 86	1 length
8/65 - 7/66	K 495 13	amazon - 60	1 length
8/65 - 7/66	K 496 13	pigalle - 75	1 length
8/65 - 7/66	K 497 13	Balearic beige - 77	1 length
8/64 - 7/65	K 451 13	mesh brown (air-permeable) - 84	1 length
8/64 - 7/65	K 452 13	mesh blue (air-permeable) - 85	1 length
8/64 - 7/65	K 453 14	mesh red (air-permeable) - 87	1 length
8/65 - 7/66	K 499 13	platinum (air-permeable) - 74	1 length
8/65 - 7/66	K 502 13	pigalle (air-permeable) - 75	1 length
8/65 - 7/66	K 503 13	Balearic beige (air-permeable) - 77	1 length
8/65 - 7/66	K 504 13	black (air-permeable) - 76	1 length
8/64 - 7/65	BPL 000 130 528	grey - 83 (Types 111, 112, 115, 116)	1 length
8/66 -	BPX 000 135 137	gazelle - 61, 87	1 length
8/66 -	BSX 000 130 041	black - 76, 88	1 length
8/66 -	BSX 000 130 138	water blue 66 - 69	1 length
8/66 -	BSX 000 130 671	teak - 59	1 length
8/66 -	BSX 000 130 752	indian red - 89	1 length
8/64 -	BPF 000 142 379	mesh grey (air-permeable) - 83	1 length
8/66 -	BPA 000 135 140	gazelle dark (air-permeable) - 87	1 length
8/66 -	BPA 000 135 141	dark platinum (air-permeable) - 86	1 length
8/66 -	BSA 000 145 041	black (air-permeable) - 88	1 length
8/66 -	BSA 000 145 752	indian red (air-permeable) - 89	1 length
Headlining leatherette:			
8/57 - 7/59	K 185 11 B	light beige - 51, 52, 74, 75	1 length
8/57 - 7/59	K 186 11 B	light grey - 50, 70	1 length
8/60 - 7/64	K 357 10 B	silver beige - 58, 59, 74, 75	1 length



Installation Period	Part No.	Description	Quantity
8/60 - 3/61	K 359 10 B	ice blue - 61, 76	1 length
8/61 - 7/64	K 372 10 B	silver beige (unpunched)	1 length
8/61 - 7/64	K 376 15 B	silver beige (imitation punching)	1 length
8/64 -	BAB 000 150 581	cloud white (imitation punching)	1 length
8/64 -	BCB 000 155 581	cloud white (punched)	1 length
8/66 -	BBB 000 155 581	cloud white	1 length

Upholstery material

10/52 - 7/58	P 117 15	grey - 65	1 length
3/55 - 3/56	P 128 15	green - 54	1 length
4/56 - 7/57	P 129 15	light grey - 53	1 length
4/56 - 7/57	P 130 15	copper red - 55	1 length
4/56 - 7/57	P 131 15	light beige - 50	1 length
8/57 - 7/59	P 133 15	green-grey - 52	1 length
8/58 - 7/63	P 135 19	medium grey - 65	1 length
8/59 - 7/60	P 136 15	dust green - 52, 54	1 length
8/59 - 7/60	P 138 15	water blue - 50	1 length
8/60 - 7/61	P 214 15	silver - 59	1 length
8/60 - 7/61	P 215 15	olive - 60	1 length
8/60 - 3/61	P 216 15	turquoise - 61	1 length
8/61 - 7/63	P 220 14	derby grey - 59	1 length
8/61 - 7/63	P 221 14	derby olive - 60	1 length
8/63 - 7/64	P 350 13	steel - 54	1 length
8/63 - 7/64	P 351 13	beaver - 55	1 length
8/63 - 7/65	P 352 13	Windsor - 56	1 length
8/64 - 7/65	P 357 13	leather brown - 64	1 length
8/64 - 7/65	P 220 14	derby grey - 57	1 length
8/65 - 7/66	P 370 13	mosaic platinum - 58	1 length
8/65 - 7/66	P 372 13	mosaic amazon - 60	1 length
8/65 -	TPA 000 135 104	mosaic teak - 59	1 length
8/65 -	TPA 000 145 106	platinum grid - 55	1 length
8/66 -	TPA 000 135 145	water blue pattern - 69	1 length
8/66 -	TPA 000 135 146	platinum pattern - 64	1 length
8/66 -	TPA 000 135 147	gazelle pattern - 61	1 length

Carpet material

1/54 - 7/59	T 106 20	grey beige - 50, 51, 55, 70a, 72, 74, 75	1 length
1/54 - 7/61	T 121 20	honey brown	1 length
8/57 - 7/60	TTE 000 133 046	anthracite	1 length
8/60 - 7/61	T 119 18	malachite green - 61, 76	1 length

Installation Period	Part No.	Description	Quantity
8/60 - 7/63	T 120 18	olive - 60, 77	1 length
8/57 - 7/61	T 122 20	rock grey - 59, 75, 78	1 length
8/61 - 7/63	T 125 20	graphite - 59, 75, 78	1 length
8/61 - 7/63	T 308 20	fin grey - 59, 75, 78	1 length
8/63 - 7/64	T 305 18	grey-black	1 length
8/64 - 7/65	T 308 20	fin grey	1 length
8/65 - 7/66	T 313 20	rust - 59	1 length
8/65 - 7/66	T 315 20	scarlet - 75	1 length
8/65 - 7/66	T 316 20	almond beige - 77	1 length
8/65 -	TTE 000 133 046	lava - 55, 58, 60, 64, 74, 76, 83, 86, 88, 89	1 length
8/66 -	TTE 000 133 672	rust - 59	1 length
8/66 -	TTE 000 200 742	clematis - 69	1 length
8/66 -	TTE 000 200 772	dark brown - 61, 87	1 length
Plastic material			
8/57 - 7/63	KsK 7 06	Jupiter grey	1 length
8/60 - 7/63	KsK 53 10	silver beige - 58, 59, 74, 75	1 length
8/60 - 3/61	KsK 54 10	ice blue - 61, 76	1 length
Beading for seats and interior trim			
	Ke 5	green	1 m
	Ke 26	light blue	1 m
	Ke 54	Jupiter grey	1 m
	Ke 61	ice blue	1 m
	Ke 78	blue	1 m
	KKZ 000 246 041	black	1 m
	KKZ 000 246 084	white	1 m
	KKZ 000 246 184	Balearic beige light	1 m
	KKZ 000 246 528	grey	1 m
8/64 - 7/65	Ke 80	oxide red - 87	1 m
8/64 - 7/65	Ke 81	Oxford grey - 63, 83	1 m
8/64 - 7/65	Ke 82	Milan beige - 64, 84	1 m
8/64 - 7/65	Ke 83	iris blue - 56, 85	1 m
8/65 - 7/66	Ke 106	pigalle - 75	1 m
8/65 - 7/66	Ke 109	amazon - 60	1 m
8/65 -	KKZ 000 246 180	platinum light - 58, 64, 74, 86	1 m
8/65 -	KKZ 000 246 671	teak - 59	1 m
8/66 -	KKZ 000 246 138	waterblue 66 - 69	1 m
8/66 -	KKZ 000 246 181	gazelle light - 61, 87	1 m
8/66 -	KKZ 000 246 752	indian red - 89	1 m

Installation Period	Part No.	Description	Quantity
Binding			
	E 119	malachite green	1 m
	E 120	olive	1 m
	E 121	honey brown	1 m
	E 122	rock grey	1 m
	E 301	grey-black	1 m
8/61 - 7/65	E 303	tin grey	1 m
8/65 - 7/66	E 307	scarlet - 75	1 m
8/65 - 7/66	TBE 000 002 662	almond beige - 77	1 m
8/65 -	TBE 000 002 046	lava - 55, 58, 60, 64, 74, 76, 83, 86, 88, 89	1 m
8/65 -	TBE 000 002 672	rust - 59	1 m
8/66 -	TBE 000 002 148	medium grey - 66	1 m
8/66 -	TBE 000 002 634	ultra blue - 69	1 m
8/66 -	TBE 000 002 772	dark brown - 61, 87	1 m
Head lining			
	H 109 10	grey	1 length
	H 120 10	light beige	1 length
	H 123 10	light beige	1 length
	H 124 10	light grey	1 length
	H 126 10	silver beige	1 length
Underlining			
	U 110 11	grey beige	1 length
	U 125 11	light beige	1 length
	U 126 11	light grey	1 length
	U 128 14	grey	1 length
	U 129 11	ice blue	1 length
	U 133 11	silver beige	1 length
	U 134 14	ice blue	1 length
	U 135 14	silver beige	1 length